

COLLEGE ALGEBRA AND TRIGONOMETRY

A.K.A. PRECALCULUS

BY

CARL STITZ, PH.D.

JEFF ZEAGER, PH.D.

LAKELAND COMMUNITY COLLEGE LORAIN COUNTY COMMUNITY COLLEGE

AUGUST 30, 2010

ACKNOWLEDGEMENTS

The authors are indebted to the many people who support this project. From Lakeland Community College, we wish to thank the following people: Bill Previts, who not only class tested the book but added an extraordinary amount of exercises to it; Rich Basich and Ivana Gorgievska, who class tested and promoted the book; Don Anthan and Ken White, who designed the electric circuit applications used in the text; Gwen Sevits, Assistant Bookstore Manager, for her patience and her efforts to get the book to the students in an efficient and economical fashion; Jessica Novak, Marketing and Communication Specialist, for her efforts to promote the book; Corrie Bergeron, Instructional Designer, for his enthusiasm and support of the text and accompanying YouTube videos; Dr. Fred Law, Provost, and the Board of Trustees of Lakeland Community College for their strong support and deep commitment to the project. From Lorain County Community College, we wish to thank: Irina Lomonosov for class testing the book and generating accompanying PowerPoint slides; Jorge Gerszonowicz, Kathryn Arocho, Heather Bubnick, and Florin Muscutariu for their unwavering support of the project; Drs. Wendy Marley and Marcia Ballinger, Lorain CCC, for the Lorain CCC enrollment data used in the text. We would also like to extend a special thanks to Chancellor Eric Fingerhut and the Ohio Board of Regents for their support and promotion of the project. Last, but certainly not least, we wish to thank Dimitri Moonen, our dear friend from across the Atlantic, who took the time each week to e-mail us typos and other corrections.

TABLE OF CONTENTS

Preface	ix
1 Relations and Functions	1
1.1 The Cartesian Coordinate Plane	1
1.1.1 Distance in the Plane	6
1.1.2 Exercises	10
1.1.3 Answers	12
1.2 Relations	14
1.2.1 Exercises	18
1.2.2 Answers	20
1.3 Graphs of Equations	22
1.3.1 Exercises	27
1.3.2 Answers	28
1.4 Introduction to Functions	34
1.4.1 Exercises	40
1.4.2 Answers	43
1.5 Function Notation	44
1.5.1 Exercises	50
1.5.2 Answers	53
1.6 Function Arithmetic	55
1.6.1 Exercises	60
1.6.2 Answers	62
1.7 Graphs of Functions	64
1.7.1 General Function Behavior	70
1.7.2 Exercises	77
1.7.3 Answers	81
1.8 Transformations	84
1.8.1 Exercises	104
1.8.2 Answers	107

2	Linear and Quadratic Functions	111
2.1	Linear Functions	111
2.1.1	Exercises	123
2.1.2	Answers	126
2.2	Absolute Value Functions	127
2.2.1	Exercises	135
2.2.2	Answers	136
2.3	Quadratic Functions	139
2.3.1	Exercises	148
2.3.2	Answers	150
2.4	Inequalities	154
2.4.1	Exercises	167
2.4.2	Answers	168
2.5	Regression	170
2.5.1	Exercises	175
2.5.2	Answers	178
3	Polynomial Functions	179
3.1	Graphs of Polynomials	179
3.1.1	Exercises	190
3.1.2	Answers	193
3.2	The Factor Theorem and The Remainder Theorem	197
3.2.1	Exercises	205
3.2.2	Answers	206
3.3	Real Zeros of Polynomials	207
3.3.1	For Those Wishing to use a Graphing Calculator	208
3.3.2	For Those Wishing NOT to use a Graphing Calculator	211
3.3.3	Exercises	217
3.3.4	Answers	218
3.4	Complex Zeros and the Fundamental Theorem of Algebra	219
3.4.1	Exercises	227
3.4.2	Answers	228
4	Rational Functions	231
4.1	Introduction to Rational Functions	231
4.1.1	Exercises	242
4.1.2	Answers	244
4.2	Graphs of Rational Functions	246
4.2.1	Exercises	259
4.2.2	Answers	261
4.3	Rational Inequalities and Applications	267
4.3.1	Variation	272
4.3.2	Exercises	276

4.3.3	Answers	278
5	Further Topics in Functions	279
5.1	Function Composition	279
5.1.1	Exercises	289
5.1.2	Answers	291
5.2	Inverse Functions	293
5.2.1	Exercises	309
5.2.2	Answers	310
5.3	Other Algebraic Functions	311
5.3.1	Exercises	321
5.3.2	Answers	324
6	Exponential and Logarithmic Functions	329
6.1	Introduction to Exponential and Logarithmic Functions	329
6.1.1	Exercises	342
6.1.2	Answers	345
6.2	Properties of Logarithms	347
6.2.1	Exercises	355
6.2.2	Answers	357
6.3	Exponential Equations and Inequalities	358
6.3.1	Exercises	366
6.3.2	Answers	367
6.4	Logarithmic Equations and Inequalities	368
6.4.1	Exercises	375
6.4.2	Answers	377
6.5	Applications of Exponential and Logarithmic Functions	378
6.5.1	Applications of Exponential Functions	378
6.5.2	Applications of Logarithms	386
6.5.3	Exercises	391
6.5.4	Answers	395
7	Hooked on Conics	397
7.1	Introduction to Conics	397
7.2	Circles	400
7.2.1	Exercises	404
7.2.2	Answers	405
7.3	Parabolas	407
7.3.1	Exercises	415
7.3.2	Answers	416
7.4	Ellipses	419
7.4.1	Exercises	428
7.4.2	Answers	430

7.5	Hyperbolas	433
7.5.1	Exercises	444
7.5.2	Answers	446
8	Systems of Equations and Matrices	449
8.1	Systems of Linear Equations: Gaussian Elimination	449
8.1.1	Exercises	462
8.1.2	Answers	464
8.2	Systems of Linear Equations: Augmented Matrices	466
8.2.1	Exercises	473
8.2.2	Answers	475
8.3	Matrix Arithmetic	476
8.3.1	Exercises	489
8.3.2	Answers	492
8.4	Systems of Linear Equations: Matrix Inverses	493
8.4.1	Exercises	505
8.4.2	Answers	507
8.5	Determinants and Cramer's Rule	508
8.5.1	Definition and Properties of the Determinant	508
8.5.2	Cramer's Rule and Matrix Adjoints	512
8.5.3	Exercises	517
8.5.4	Answers	521
8.6	Partial Fraction Decomposition	522
8.6.1	Exercises	530
8.6.2	Answers	531
8.7	Systems of Non-Linear Equations and Inequalities	532
8.7.1	Exercises	544
8.7.2	Answers	547
9	Sequences and the Binomial Theorem	551
9.1	Sequences	551
9.1.1	Exercises	559
9.1.2	Answers	561
9.2	Summation Notation	562
9.2.1	Exercises	571
9.2.2	Answers	572
9.3	Mathematical Induction	573
9.3.1	Exercises	578
9.3.2	Selected Answers	579
9.4	The Binomial Theorem	581
9.4.1	Exercises	590
9.4.2	Answers	591

10 Foundations of Trigonometry	593
10.1 Angles and their Measure	593
10.1.1 Applications of Radian Measure: Circular Motion	605
10.1.2 Exercises	608
10.1.3 Answers	610
10.2 The Unit Circle: Cosine and Sine	612
10.2.1 Beyond the Unit Circle	625
10.2.2 Exercises	631
10.2.3 Answers	633
10.3 The Six Circular Functions and Fundamental Identities	635
10.3.1 Beyond the Unit Circle	643
10.3.2 Exercises	649
10.3.3 Answers	653
10.4 Trigonometric Identities	655
10.4.1 Exercises	668
10.4.2 Answers	671
10.5 Graphs of the Trigonometric Functions	672
10.5.1 Graphs of the Cosine and Sine Functions	672
10.5.2 Graphs of the Secant and Cosecant Functions	682
10.5.3 Graphs of the Tangent and Cotangent Functions	686
10.5.4 Exercises	691
10.5.5 Answers	693
10.6 The Inverse Trigonometric Functions	701
10.6.1 Inverses of Secant and Cosecant: Trigonometry Friendly Approach	708
10.6.2 Inverses of Secant and Cosecant: Calculus Friendly Approach	711
10.6.3 Using a Calculator to Approximate Inverse Function Values.	714
10.6.4 Solving Equations Using the Inverse Trigonometric Functions.	716
10.6.5 Exercises	720
10.6.6 Answers	725
10.7 Trigonometric Equations and Inequalities	729
10.7.1 Exercises	742
10.7.2 Answers	744
11 Applications of Trigonometry	747
11.1 Applications of Sinusoids	747
11.1.1 Harmonic Motion	751
11.1.2 Exercises	757
11.1.3 Answers	759
11.2 The Law of Sines	761
11.2.1 Exercises	769
11.2.2 Answers	772
11.3 The Law of Cosines	773

11.3.1	Exercises	779
11.3.2	Answers	781
11.4	Polar Coordinates	782
11.4.1	Exercises	793
11.4.2	Answers	794
11.5	Graphs of Polar Equations	796
11.5.1	Exercises	816
11.5.2	Answers	820
11.6	Hooked on Conics Again	826
11.6.1	Rotation of Axes	826
11.6.2	The Polar Form of Conics	834
11.6.3	Exercises	839
11.6.4	Answers	840
11.7	Polar Form of Complex Numbers	842
11.7.1	Exercises	855
11.7.2	Answers	857
11.8	Vectors	859
11.8.1	Exercises	872
11.8.2	Answers	874
11.9	The Dot Product and Projection	875
11.9.1	Exercises	883
11.9.2	Answers	884
11.10	Parametric Equations	885
11.10.1	Exercises	896
11.10.2	Answers	899
	Index	901

PREFACE

Thank you for your interest in our book, but more importantly, thank you for taking the time to read the Preface. I always read the Prefaces of the textbooks which I use in my classes because I believe it is in the Preface where I begin to understand the authors - who they are, what their motivation for writing the book was, and what they hope the reader will get out of reading the text. Pedagogical issues such as content organization and how professors and students should best use a book can usually be gleaned out of its Table of Contents, but the reasons behind the choices authors make should be shared in the Preface. Also, I feel that the Preface of a textbook should demonstrate the authors' love of their discipline and passion for teaching, so that I come away believing that they really want to help students and not just make money. Thus, I thank my fellow Preface-readers again for giving me the opportunity to share with you the need and vision which guided the creation of this book and passion which both Carl and I hold for Mathematics and the teaching of it.

Carl and I are natives of Northeast Ohio. We met in graduate school at Kent State University in 1997. I finished my Ph.D in Pure Mathematics in August 1998 and started teaching at Lorain County Community College in Elyria, Ohio just two days after graduation. Carl earned his Ph.D in Pure Mathematics in August 2000 and started teaching at Lakeland Community College in Kirtland, Ohio that same month. Our schools are fairly similar in size and mission and each serves a similar population of students. The students range in age from about 16 (Ohio has a Post-Secondary Enrollment Option program which allows high school students to take college courses for free while still in high school.) to over 65. Many of the "non-traditional" students are returning to school in order to change careers. A majority of the students at both schools receive some sort of financial aid, be it scholarships from the schools' foundations, state-funded grants or federal financial aid like student loans, and many of them have lives busied by family and job demands. Some will be taking their Associate degrees and entering (or re-entering) the workforce while others will be continuing on to a four-year college or university. Despite their many differences, our students share one common attribute: they do not want to spend \$200 on a College Algebra book.

The challenge of reducing the cost of textbooks is one that many states, including Ohio, are taking quite seriously. Indeed, state-level leaders have started to work with faculty from several of the colleges and universities in Ohio and with the major publishers as well. That process will take considerable time so Carl and I came up with a plan of our own. We decided that the best way to help our students right now was to write our own College Algebra book and give it away electronically for free. We were granted sabbaticals from our respective institutions for the Spring

semester of 2009 and actually began writing the textbook on December 16, 2008. Using an open-source text editor called TexNicCenter and an open-source distribution of LaTeX called MikTeX 2.7, Carl and I wrote and edited all of the text, exercises and answers and created all of the graphs (using Metapost within LaTeX) for Version 0.9 in about eight months. (We choose to create a text in only black and white to keep printing costs to a minimum for those students who prefer a printed edition. This somewhat Spartan page layout stands in sharp relief to the explosion of colors found in most other College Algebra texts, but neither Carl nor I believe the four-color print adds anything of value.) I used the book in three sections of College Algebra at Lorain County Community College in the Fall of 2009 and Carl's colleague, Dr. Bill Previts, taught a section of College Algebra at Lakeland with the book that semester as well. Students had the option of downloading the book as a .pdf file from our website www.stitz-zeager.com or buying a low-cost printed version from our colleges' respective bookstores. (By giving this book away for free electronically, we end the cycle of new editions appearing every 18 months to curtail the used book market.) During Thanksgiving break in November 2009, many additional exercises written by Dr. Previts were added and the typographical errors found by our students and others were corrected. On December 10, 2009, Version $\sqrt{2}$ was released. The book remains free for download at our website and by using Lulu.com as an on-demand printing service, our bookstores are now able to provide a printed edition for just under \$19. Neither Carl nor I have, or will ever, receive any royalties from the printed editions. As a contribution back to the open-source community, all of the LaTeX files used to compile the book are available for free under a Creative Commons License on our website as well. That way, anyone who would like to rearrange or edit the content for their classes can do so as long as it remains free.

The only disadvantage to not working for a publisher is that we don't have a paid editorial staff. What we have instead, beyond ourselves, is friends, colleagues and unknown people in the open-source community who alert us to errors they find as they read the textbook. What we gain in not having to report to a publisher so dramatically outweighs the lack of the paid staff that we have turned down every offer to publish our book. (As of the writing of this Preface, we've had three offers.) By maintaining this book by ourselves, Carl and I retain all creative control and keep the book our own. We control the organization, depth and rigor of the content which means we can resist the pressure to diminish the rigor and homogenize the content so as to appeal to a mass market. A casual glance through the Table of Contents of most of the major publishers' College Algebra books reveals nearly isomorphic content in both order and depth. Our Table of Contents shows a different approach, one that might be labeled "Functions First." To truly use The Rule of Four, that is, in order to discuss each new concept algebraically, graphically, numerically and verbally, it seems completely obvious to us that one would need to introduce functions first. (Take a moment and compare our ordering to the classic "equations first, then the Cartesian Plane and THEN functions" approach seen in most of the major players.) We then introduce a class of functions and discuss the equations, inequalities (with a heavy emphasis on sign diagrams) and applications which involve functions in that class. The material is presented at a level that definitely prepares a student for Calculus while giving them relevant Mathematics which can be used in other classes as well. Graphing calculators are used sparingly and only as a tool to enhance the Mathematics, not to replace it. The answers to nearly all of the computational homework exercises are given in the

text and we have gone to great lengths to write some very thought provoking discussion questions whose answers are not given. One will notice that our exercise sets are much shorter than the traditional sets of nearly 100 “drill and kill” questions which build skill devoid of understanding. Our experience has been that students can do about 15-20 homework exercises a night so we very carefully chose smaller sets of questions which cover all of the necessary skills and get the students thinking more deeply about the Mathematics involved.

Critics of the Open Educational Resource movement might quip that “open-source is where bad content goes to die,” to which I say this: take a serious look at what we offer our students. Look through a few sections to see if what we’ve written is bad content in your opinion. I see this open-source book not as something which is “free and worth every penny”, but rather, as a high quality alternative to the business as usual of the textbook industry and I hope that you agree. If you have any comments, questions or concerns please feel free to contact me at jeff@stitz-zeager.com or Carl at carl@stitz-zeager.com.

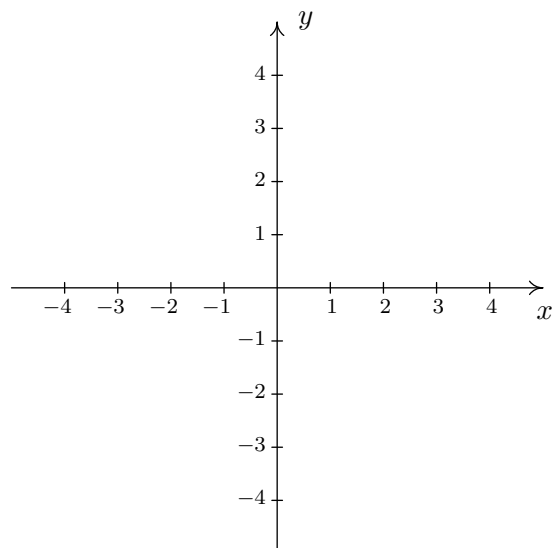
Jeff Zeager
Lorain County Community College
January 25, 2010

CHAPTER 1

RELATIONS AND FUNCTIONS

1.1 THE CARTESIAN COORDINATE PLANE

In order to visualize the pure excitement that is Algebra, we need to unite Algebra and Geometry. Simply put, we must find a way to draw algebraic things. Let's start with possibly the greatest mathematical achievement of all time: the **Cartesian Coordinate Plane**.¹ Imagine two real number lines crossing at a right angle at 0 as below.

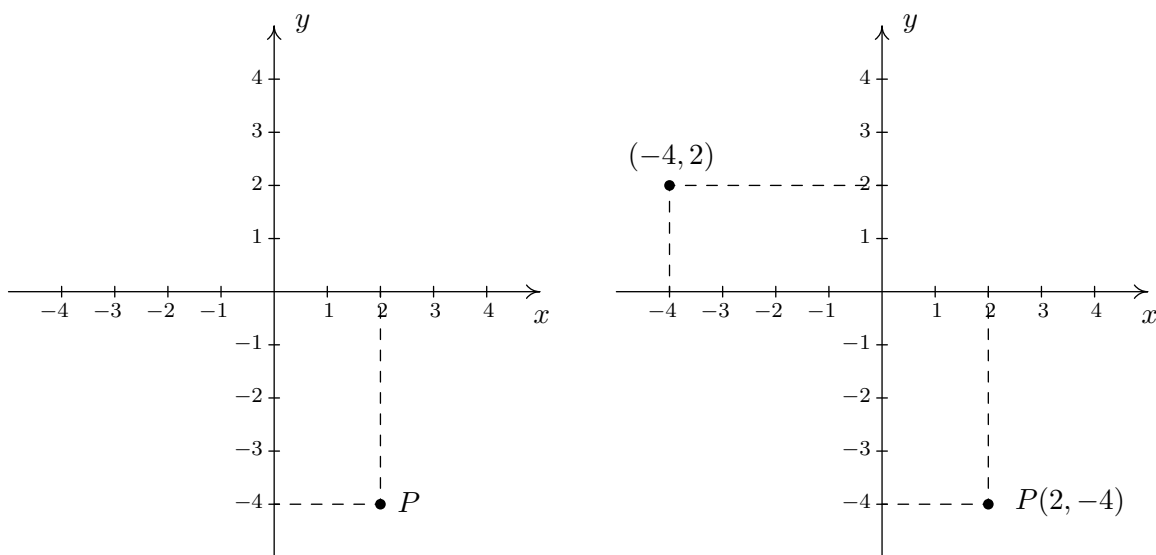


The horizontal number line is usually called the ***x*-axis** while the vertical number line is usually called the ***y*-axis**.² As with the usual number line, we imagine these axes extending off indefinitely in both directions. Having two number lines allows us to locate the position of points off of the number lines as well as points on the lines themselves.

¹So named in honor of [René Descartes](#).

²The labels can vary depending on the context of application.

For example, consider the point P below on the left. To use the numbers on the axes to label this point, we imagine dropping a vertical line from the x -axis to P and extending a horizontal line from the y -axis to P . We then describe the point P using the **ordered pair** $(2, -4)$. The first number in the ordered pair is called the **abscissa** or **x -coordinate** and the second is called the **ordinate** or **y -coordinate**.³ Taken together, the ordered pair $(2, -4)$ comprise the **Cartesian coordinates** of the point P . In practice, the distinction between a point and its coordinates is blurred; for example, we often speak of ‘the point $(2, -4)$.’ We can think of $(2, -4)$ as instructions on how to reach P from the origin by moving 2 units to the right and 4 units downwards. Notice that the order in the ordered pair is important – if we wish to plot the point $(-4, 2)$, we would move to the left 4 units from the origin and then move upwards 2 units, as below on the right.

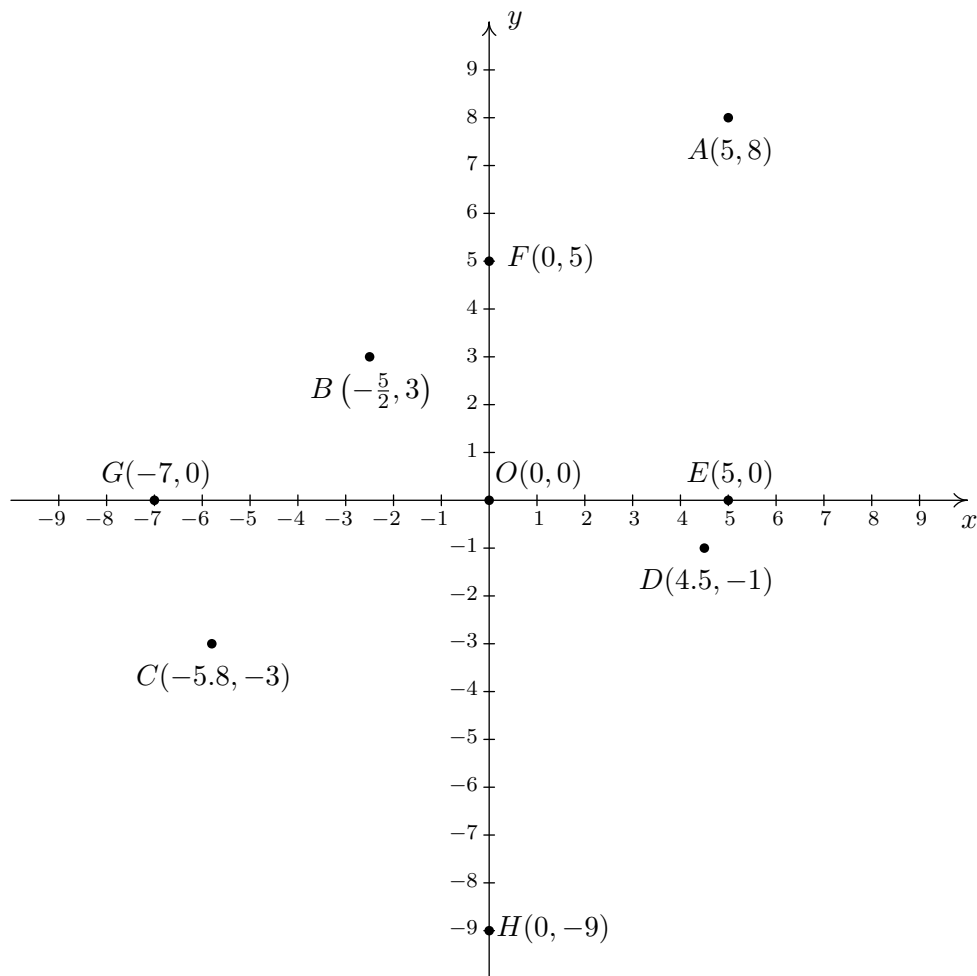


EXAMPLE 1.1.1. Plot the following points: $A(5, 8)$, $B(-\frac{5}{2}, 3)$, $C(-5.8, -3)$, $D(4.5, -1)$, $E(5, 0)$, $F(0, 5)$, $G(-7, 0)$, $H(0, -9)$, $O(0, 0)$.⁴

SOLUTION. To plot these points, we start at the origin and move to the right if the x -coordinate is positive; to the left if it is negative. Next, we move up if the y -coordinate is positive or down if it is negative. If the x -coordinate is 0, we start at the origin and move along the y -axis only. If the y -coordinate is 0 we move along the x -axis only.

³Again, the names of the coordinates can vary depending on the context of the application. If, for example, the horizontal axis represented time we might choose to call it the t -axis. The first number in the ordered pair would then be the t -coordinate.

⁴The letter O is almost always reserved for the origin.



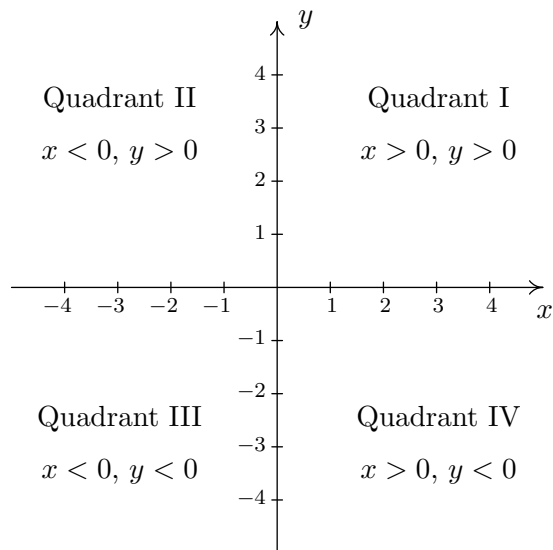
□

When we speak of the Cartesian Coordinate Plane, we mean the set of all possible ordered pairs (x, y) as x and y take values from the real numbers. Below is a summary of important facts about Cartesian coordinates.

Important Facts about the Cartesian Coordinate Plane

- (a, b) and (c, d) represent the same point in the plane if and only if $a = c$ and $b = d$.
- (x, y) lies on the x -axis if and only if $y = 0$.
- (x, y) lies on the y -axis if and only if $x = 0$.
- The origin is the point $(0, 0)$. It is the only point common to both axes.

The axes divide the plane into four regions called **quadrants**. They are labeled with Roman numerals and proceed counterclockwise around the plane:



For example, $(1, 2)$ lies in Quadrant I, $(-1, 2)$ in Quadrant II, $(-1, -2)$ in Quadrant III, and $(1, -2)$ in Quadrant IV. If a point other than the origin happens to lie on the axes, we typically refer to the point as lying on the positive or negative x -axis (if $y = 0$) or on the positive or negative y -axis (if $x = 0$). For example, $(0, 4)$ lies on the positive y -axis whereas $(-117, 0)$ lies on the negative x -axis. Such points do not belong to any of the four quadrants.

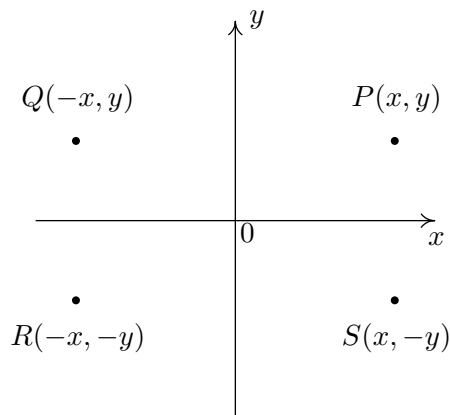
One of the most important concepts in all of mathematics is **symmetry**.⁵ There are many types of symmetry in mathematics, but three of them can be discussed easily using Cartesian Coordinates.

DEFINITION 1.1. Two points (a, b) and (c, d) in the plane are said to be

- **symmetric about the x -axis** if $a = c$ and $b = -d$
- **symmetric about the y -axis** if $a = -c$ and $b = d$
- **symmetric about the origin** if $a = -c$ and $b = -d$

⁵According to Carl. Jeff thinks symmetry is overrated.

Schematically,



In the above figure, P and S are symmetric about the x -axis, as are Q and R ; P and Q are symmetric about the y -axis, as are R and S ; and P and R are symmetric about the origin, as are Q and S .

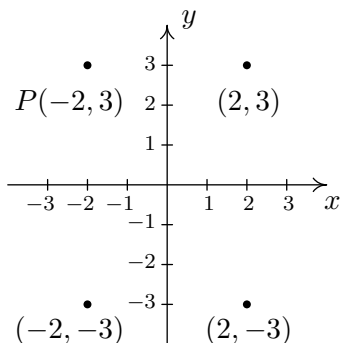
EXAMPLE 1.1.2. Let P be the point $(-2, 3)$. Find the points which are symmetric to P about the:

1. x -axis
2. y -axis
3. origin

Check your answer by graphing.

SOLUTION. The figure after Definition 1.1 gives us a good way to think about finding symmetric points in terms of taking the opposites of the x - and/or y -coordinates of $P(-2, 3)$.

1. To find the point symmetric about the x -axis, we replace the y -coordinate with its opposite to get $(-2, -3)$.
2. To find the point symmetric about the y -axis, we replace the x -coordinate with its opposite to get $(2, 3)$.
3. To find the point symmetric about the origin, we replace the x - **and** y -coordinates with their opposites to get $(2, -3)$.



□

One way to visualize the processes in the previous example is with the concept of **reflections**. If we start with our point $(-2, 3)$ and pretend the x -axis is a mirror, then the reflection of $(-2, 3)$ across the x -axis would lie at $(-2, -3)$. If we pretend the y -axis is a mirror, the reflection of $(-2, 3)$ across that axis would be $(2, 3)$. If we reflect across the x -axis and then the y -axis, we would go from $(-2, 3)$ to $(-2, -3)$ then to $(2, -3)$, and so we would end up at the point symmetric to $(-2, 3)$ about the origin. We summarize and generalize this process below.

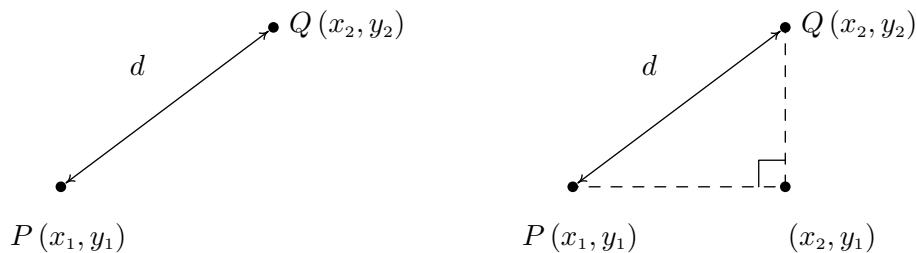
Reflections

To reflect a point (x, y) about the:

- x -axis, replace y with $-y$.
- y -axis, replace x with $-x$.
- origin, replace x with $-x$ and y with $-y$.

1.1.1 DISTANCE IN THE PLANE

Another important concept in geometry is the notion of length. If we are going to unite Algebra and Geometry using the Cartesian Plane, then we need to develop an algebraic understanding of what distance in the plane means. Suppose we have two points, $P(x_1, y_1)$ and $Q(x_2, y_2)$, in the plane. By the **distance** d between P and Q , we mean the length of the line segment joining P with Q . (Remember, given any two distinct points in the plane, there is a unique line containing both points.) Our goal now is to create an algebraic formula to compute the distance between these two points. Consider the generic situation below on the left.



With a little more imagination, we can envision a right triangle whose hypotenuse has length d as drawn above on the right. From the latter figure, we see that the lengths of the legs of the triangle are $|x_2 - x_1|$ and $|y_2 - y_1|$ so the [Pythagorean Theorem](#) gives us

$$|x_2 - x_1|^2 + |y_2 - y_1|^2 = d^2$$

$$(x_2 - x_1)^2 + (y_2 - y_1)^2 = d^2$$

(Do you remember why we can replace the absolute value notation with parentheses?) By extracting the square root of both sides of the second equation and using the fact that distance is never negative, we get

EQUATION 1.1. The Distance Formula: The distance d between the points $P(x_1, y_1)$ and $Q(x_2, y_2)$ is:

$$d = \sqrt{(x_2 - x_1)^2 + (y_2 - y_1)^2}$$

It is not always the case that the points P and Q lend themselves to constructing such a triangle. If the points P and Q are arranged vertically or horizontally, or describe the exact same point, we cannot use the above geometric argument to derive the distance formula. It is left to the reader to verify Equation 1.1 for these cases.

EXAMPLE 1.1.3. Find and simplify the distance between $P(-2, 3)$ and $Q(1, -3)$.

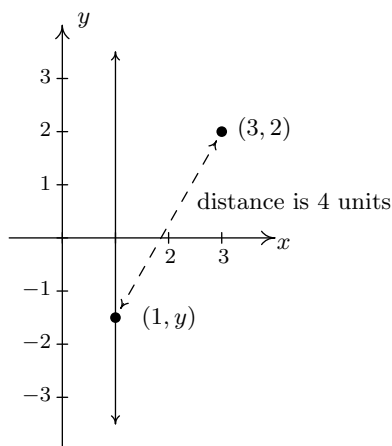
SOLUTION.

$$\begin{aligned} d &= \sqrt{(x_2 - x_1)^2 + (y_2 - y_1)^2} \\ &= \sqrt{(1 - (-2))^2 + (-3 - 3)^2} \\ &= \sqrt{9 + 36} \\ &= 3\sqrt{5} \end{aligned}$$

So, the distance is $3\sqrt{5}$. □

EXAMPLE 1.1.4. Find all of the points with x -coordinate 1 which are 4 units from the point $(3, 2)$.

SOLUTION. We shall soon see that the points we wish to find are on the line $x = 1$, but for now we'll just view them as points of the form $(1, y)$. Visually,

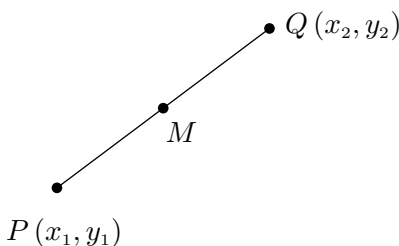


We require that the distance from $(3, 2)$ to $(1, y)$ be 4. The Distance Formula, Equation 1.1, yields

$$\begin{aligned}
 d &= \sqrt{(x_2 - x_1)^2 + (y_2 - y_1)^2} \\
 4 &= \sqrt{(1 - 3)^2 + (y - 2)^2} \\
 4 &= \sqrt{4 + (y - 2)^2} \\
 4^2 &= \left(\sqrt{4 + (y - 2)^2}\right)^2 && \text{squaring both sides} \\
 16 &= 4 + (y - 2)^2 \\
 12 &= (y - 2)^2 \\
 (y - 2)^2 &= 12 \\
 y - 2 &= \pm\sqrt{12} && \text{extracting the square root} \\
 y - 2 &= \pm 2\sqrt{3} \\
 y &= 2 \pm 2\sqrt{3}
 \end{aligned}$$

We obtain two answers: $(1, 2 + 2\sqrt{3})$ and $(1, 2 - 2\sqrt{3})$. The reader is encouraged to think about why there are two answers. \square

Related to finding the distance between two points is the problem of finding the **midpoint** of the line segment connecting two points. Given two points, $P(x_1, y_1)$ and $Q(x_2, y_2)$, the **midpoint**, M , of P and Q is defined to be the point on the line segment connecting P and Q whose distance from P is equal to its distance from Q .



If we think of reaching M by going ‘halfway over’ and ‘halfway up’ we get the following formula.

EQUATION 1.2. The Midpoint Formula: The midpoint M of the line segment connecting $P(x_1, y_1)$ and $Q(x_2, y_2)$ is:

$$M = \left(\frac{x_1 + x_2}{2}, \frac{y_1 + y_2}{2} \right)$$

If we let d denote the distance between P and Q , we leave it as an exercise to show that the distance between P and M is $d/2$ which is the same as the distance between M and Q . This suffices to show that Equation 1.2 gives the coordinates of the midpoint.

EXAMPLE 1.1.5. Find the midpoint of the line segment connecting $P(-2, 3)$ and $Q(1, -3)$.

SOLUTION.

$$\begin{aligned} M &= \left(\frac{x_1 + x_2}{2}, \frac{y_1 + y_2}{2} \right) \\ &= \left(\frac{(-2) + 1}{2}, \frac{3 + (-3)}{2} \right) \\ &= \left(-\frac{1}{2}, \frac{0}{2} \right) \\ &= \left(-\frac{1}{2}, 0 \right) \end{aligned}$$

The midpoint is $\left(-\frac{1}{2}, 0\right)$. □

We close with a more abstract application of the Midpoint Formula. We will revisit the following example in Exercise 14 in Section 2.1.

EXAMPLE 1.1.6. If $a \neq b$, prove the line $y = x$ is a bisector of the line segment connecting the points (a, b) and (b, a) .

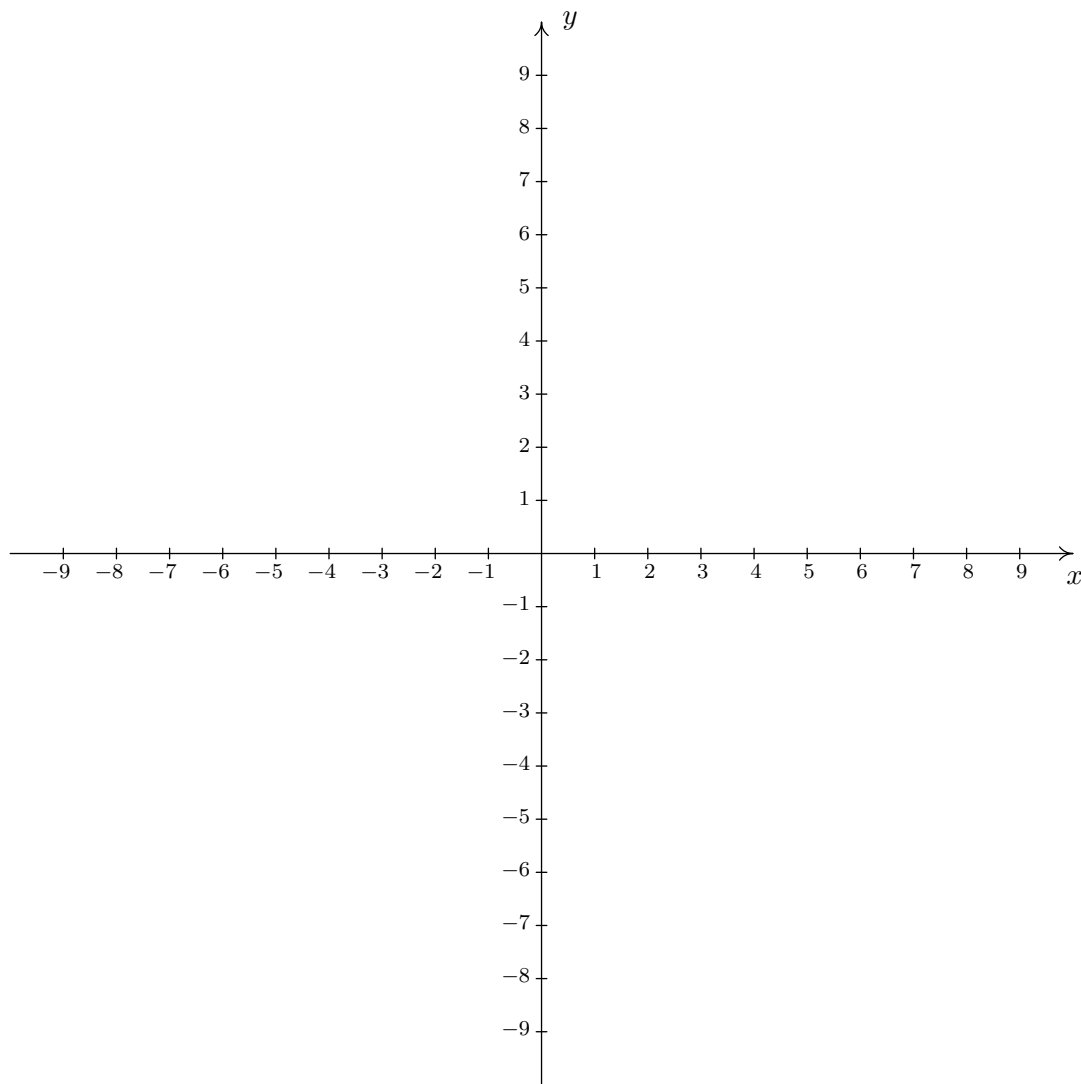
SOLUTION. Recall from geometry that a bisector is a line which equally divides a line segment. To prove $y = x$ bisects the line segment connecting the (a, b) and (b, a) , it suffices to show the midpoint of this line segment lies on the line $y = x$. Applying Equation 1.2 yields

$$\begin{aligned} M &= \left(\frac{a + b}{2}, \frac{b + a}{2} \right) \\ &= \left(\frac{a + b}{2}, \frac{a + b}{2} \right) \end{aligned}$$

Since the x and y coordinates of this point are the same, we find that the midpoint lies on the line $y = x$, as required. □

1.1.2 EXERCISES

1. Plot and label the points $A(-3, -7)$, $B(1.3, -2)$, $C(\pi, \sqrt{10})$, $D(0, 8)$, $E(-5.5, 0)$, $F(-8, 4)$, $G(9.2, -7.8)$ and $H(7, 5)$ in the Cartesian Coordinate Plane given below.



2. For each point given in Exercise 1 above

- Identify the quadrant or axis in/on which the point lies.
- Find the point symmetric to the given point about the x -axis.
- Find the point symmetric to the given point about the y -axis.
- Find the point symmetric to the given point about the origin.

3. For each of the following pairs of points, find the distance d between them and find the midpoint M of the line segment connecting them.

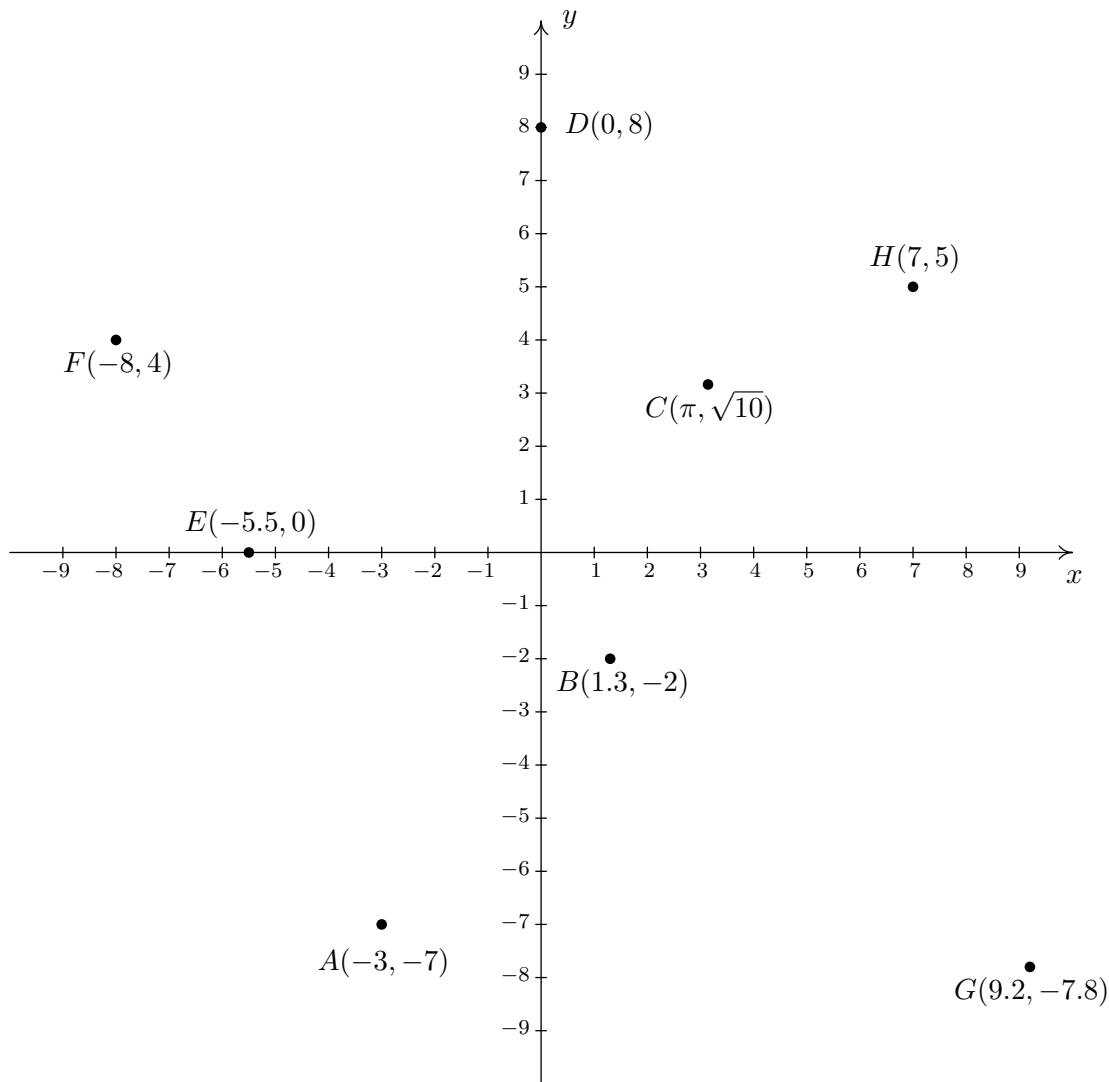
- | | |
|---|---|
| (a) $(1, 2), (-3, 5)$ | (e) $\left(\frac{24}{5}, \frac{6}{5}\right), \left(-\frac{11}{5}, -\frac{19}{5}\right)$. |
| (b) $(3, -10), (-1, 2)$ | (f) $(\sqrt{2}, \sqrt{3}), (-\sqrt{8}, -\sqrt{12})$ |
| (c) $\left(\frac{1}{2}, 4\right), \left(\frac{3}{2}, -1\right)$ | (g) $(2\sqrt{45}, \sqrt{12}), (\sqrt{20}, \sqrt{27})$. |
| (d) $\left(-\frac{2}{3}, \frac{3}{2}\right), \left(\frac{7}{3}, 2\right)$ | (h) $(0, 0), (x, y)$ |

4. Find all of the points of the form $(x, -1)$ which are 4 units from the point $(3, 2)$.
5. Find all of the points on the y -axis which are 5 units from the point $(-5, 3)$.
6. Find all of the points on the x -axis which are 2 units from the point $(-1, 1)$.
7. Find all of the points of the form $(x, -x)$ which are 1 unit from the origin.
8. Let's assume for a moment that we are standing at the origin and the positive y -axis points due North while the positive x -axis points due East. Our Sasquatch-o-meter tells us that Sasquatch is 3 miles West and 4 miles South of our current position. What are the coordinates of his position? How far away is he from us? If he runs 7 miles due East what would his new position be?
9. Verify the Distance Formula 1.1 for the cases when:
- The points are arranged vertically. (Hint: Use $P(a, y_1)$ and $Q(a, y_2)$.)
 - The points are arranged horizontally. (Hint: Use $P(x_1, b)$ and $Q(x_2, b)$.)
 - The points are actually the same point. (You shouldn't need a hint for this one.)
10. Verify the Midpoint Formula by showing the distance between $P(x_1, y_1)$ and M and the distance between M and $Q(x_2, y_2)$ are both half of the distance between P and Q .
11. Show that the points A , B and C below are the vertices of a right triangle.
- | | |
|---|--|
| (a) $A(-3, 2), B(-6, 4),$ and $C(1, 8)$ | (b) $A(-3, 1), B(4, 0)$ and $C(0, -3)$ |
|---|--|
12. Find a point $D(x, y)$ such that the points $A(-3, 1), B(4, 0), C(0, -3)$ and D are the corners of a square. Justify your answer.
13. The world is not flat.⁶ Thus the Cartesian Plane cannot possibly be the end of the story. Discuss with your classmates how you would extend Cartesian Coordinates to represent the three dimensional world. What would the Distance and Midpoint formulas look like, assuming those concepts make sense at all?

⁶There are those who disagree with this statement. Look them up on the Internet some time when you're bored.

1.1.3 ANSWERS

1. The required points $A(-3, -7)$, $B(1.3, -2)$, $C(\pi, \sqrt{10})$, $D(0, 8)$, $E(-5.5, 0)$, $F(-8, 4)$, $G(9.2, -7.8)$, and $H(7, 5)$ are plotted in the Cartesian Coordinate Plane below.



2. (a) The point $A(-3, -7)$ is
- in Quadrant III
 - symmetric about x -axis with $(-3, 7)$
 - symmetric about y -axis with $(3, -7)$
 - symmetric about origin with $(3, 7)$
- (b) The point $B(1.3, -2)$ is
- in Quadrant IV
 - symmetric about x -axis with $(1.3, 2)$
 - symmetric about y -axis with $(-1.3, -2)$
 - symmetric about origin with $(-1.3, 2)$
- (c) The point $C(\pi, \sqrt{10})$ is
- in Quadrant I
 - symmetric about x -axis with $(\pi, -\sqrt{10})$
 - symmetric about y -axis with $(-\pi, \sqrt{10})$
 - symmetric about origin with $(-\pi, -\sqrt{10})$
- (d) The point $D(0, 8)$ is
- on the positive y -axis
 - symmetric about x -axis with $(0, -8)$
 - symmetric about y -axis with $(0, 8)$
 - symmetric about origin with $(0, -8)$
- (e) The point $E(-5.5, 0)$ is
- on the negative x -axis
 - symmetric about x -axis with $(-5.5, 0)$
 - symmetric about y -axis with $(5.5, 0)$
 - symmetric about origin with $(5.5, 0)$
- (f) The point $F(-8, 4)$ is
- in Quadrant II
 - symmetric about x -axis with $(-8, -4)$
 - symmetric about y -axis with $(8, 4)$
 - symmetric about origin with $(8, -4)$
- (g) The point $G(9.2, -7.8)$ is
- in Quadrant IV
 - symmetric about x -axis with $(9.2, 7.8)$
 - symmetric about y -axis with $(-9.2, -7.8)$
 - symmetric about origin with $(-9.2, 7.8)$
- (h) The point $H(7, 5)$ is
- in Quadrant I
 - symmetric about x -axis with $(7, -5)$
 - symmetric about y -axis with $(-7, 5)$
 - symmetric about origin with $(-7, -5)$
3. (a) $d = 5, M = \left(-1, \frac{7}{2}\right)$
- (b) $d = 4\sqrt{10}, M = (1, -4)$
- (c) $d = \sqrt{26}, M = \left(1, \frac{3}{2}\right)$
- (d) $d = \frac{\sqrt{37}}{2}, M = \left(\frac{5}{6}, \frac{7}{4}\right)$
- (e) $d = \sqrt{74}, M = \left(\frac{13}{10}, -\frac{13}{10}\right)$
- (f) $d = 3\sqrt{5}, M = \left(-\frac{\sqrt{2}}{2}, -\frac{\sqrt{3}}{2}\right)$
- (g) $d = \sqrt{83}, M = \left(4\sqrt{5}, \frac{5\sqrt{3}}{2}\right)$
- (h) $d = \sqrt{x^2 + y^2}, M = \left(\frac{x}{2}, \frac{y}{2}\right)$
4. $(3 + \sqrt{7}, -1), (3 - \sqrt{7}, -1)$
5. $(0, 3)$
6. $(-1 + \sqrt{3}, 0), (-1 - \sqrt{3}, 0)$
7. $\left(\frac{\sqrt{2}}{2}, -\frac{\sqrt{2}}{2}\right), \left(-\frac{\sqrt{2}}{2}, \frac{\sqrt{2}}{2}\right)$
8. $(-3, -4), 5 \text{ miles}, (4, -4)$

11. (a) The distance from A to B is $\sqrt{13}$, the distance from A to C is $\sqrt{52}$, and the distance from B to C is $\sqrt{65}$. Since

$$\left(\sqrt{13}\right)^2 + \left(\sqrt{52}\right)^2 = \left(\sqrt{65}\right)^2,$$

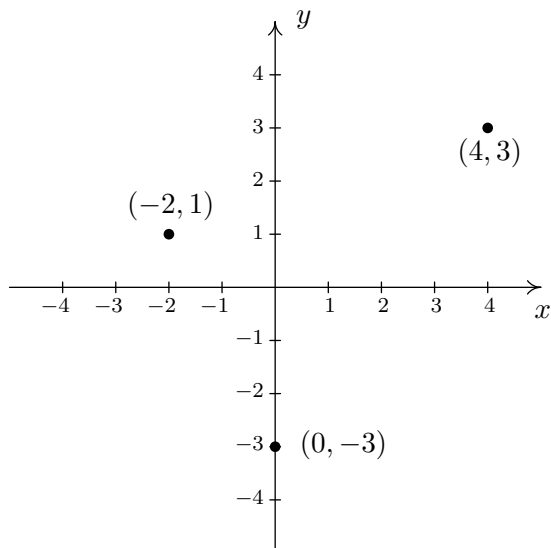
we are guaranteed by the [converse of the Pythagorean Theorem](#) that the triangle is right.

1.2 RELATIONS

We now turn our attention to sets of points in the plane.

DEFINITION 1.2. A **relation** is a set of points in the plane.

Throughout this text we will see many different ways to describe relations. In this section we will focus our attention on describing relations graphically, by means of the list (or roster) method and algebraically. Depending on the situation, one method may be easier or more convenient to use than another. Consider the set of points below



These three points constitute a relation. Let us call this relation R . Above, we have a **graphical** description of R . Although it is quite pleasing to the eye, it isn't the most portable way to describe R . The **list** (or **roster**) method of describing R simply lists all of the points which belong to R . Hence, we write: $R = \{(-2, 1), (4, 3), (0, -3)\}$.¹ The roster method can be extended to describe infinitely many points, as the next example illustrates.

EXAMPLE 1.2.1. Graph the following relations.

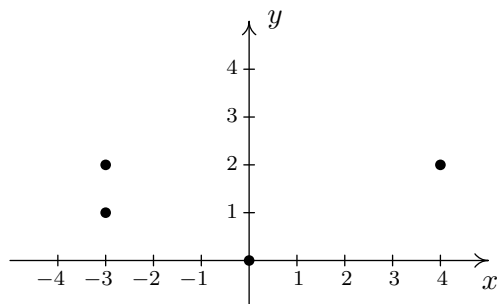
1. $A = \{(0, 0), (-3, 1), (4, 2), (-3, 2)\}$
2. $HLS_1 = \{(x, 3) : -2 \leq x \leq 4\}$
3. $HLS_2 = \{(x, 3) : -2 \leq x < 4\}$
4. $V = \{(3, y) : y \text{ is a real number}\}$

¹We use 'set braces' $\{\}$ to indicate that the points in the list all belong to the same set, in this case, R .

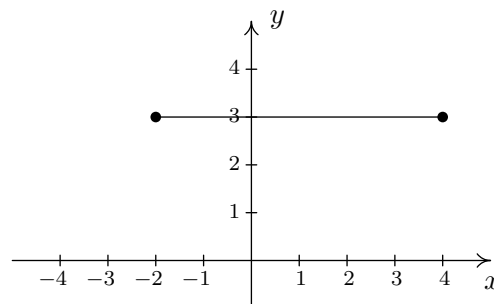
SOLUTION.

1. To graph A , we simply plot all of the points which belong to A , as shown below on the left.

2. Don't let the notation in this part fool you. The name of this relation is HLS_1 , just like the name of the relation in part 1 was R . The letters and numbers are just part of its name, just like the numbers and letters of the phrase 'King George III' were part of George's name. The next hurdle to overcome is the description of HLS_1 itself – a variable and some seemingly extraneous punctuation have found their way into our nice little roster notation! The way to make sense of the construction $\{(x, 3) : -2 \leq x \leq 4\}$ is to verbalize the set braces $\{\}$ as 'the set of' and the colon $:$ as 'such that'. In words, $\{(x, 3) : -2 \leq x \leq 4\}$ is: 'the set of points $(x, 3)$ such that $-2 \leq x \leq 4$.' The purpose of the variable x in this case is to describe infinitely many points. All of these points have the same y -coordinate, 3, but the x -coordinate is allowed to vary between -2 and 4 , inclusive. Some of the points which belong to HLS_1 include some friendly points like: $(-2, 3)$, $(-1, 3)$, $(0, 3)$, $(1, 3)$, $(2, 3)$, $(3, 3)$, and $(4, 3)$. However, HLS_1 also contains the points $(0.829, 3)$, $(-\frac{5}{6}, 3)$, $(\sqrt{\pi}, 3)$, and so on. It is impossible to list all of these points, which is why the variable x is used. Plotting several friendly representative points should convince you that HLS_1 describes the horizontal line segment from the point $(-2, 3)$ up to and including the point $(4, 3)$.

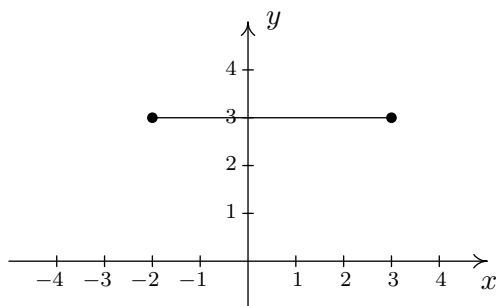
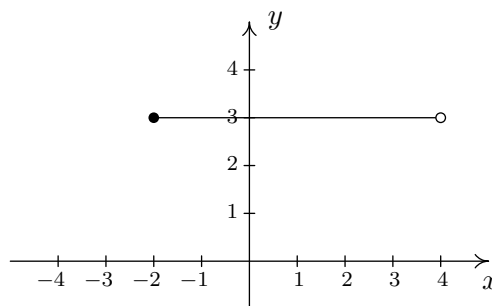


The graph of A

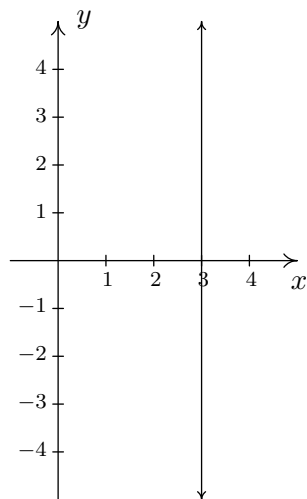
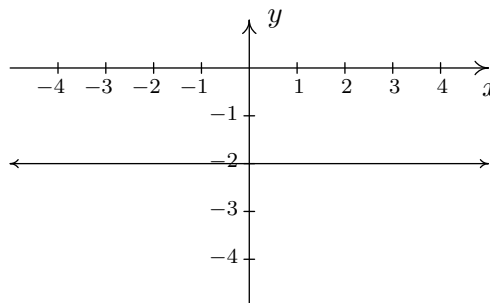


The graph of HLS_1

3. HLS_2 is hauntingly similar to HLS_1 . In fact, the only difference between the two is that instead of ' $-2 \leq x \leq 4$ ' we have ' $-2 \leq x < 4$ '. This means that we still get a horizontal line segment which includes $(-2, 3)$ and extends to $(4, 3)$, **but does not include** $(4, 3)$ because of the strict inequality $x < 4$. How do we denote this on our graph? It is a common mistake to make the graph start at $(-2, 3)$ end at $(3, 3)$ as pictured below on the left. The problem with this graph is that we are forgetting about the points like $(3.1, 3)$, $(3.5, 3)$, $(3.9, 3)$, $(3.99, 3)$, and so forth. There is no real number that comes 'immediately before' 4, and so to describe the set of points we want, we draw the horizontal line segment starting at $(-2, 3)$ and draw an 'open circle' at $(4, 3)$ as depicted below on the right.

This is NOT the correct graph of HLS_2 The graph of HLS_2

4. Our last example, V , describes the set of points $(3, y)$ such that y is a real number. All of these points have an x -coordinate of 3, but the y -coordinate is free to be whatever it wants to be, without restriction. Plotting a few ‘friendly’ points of V should convince you that all the points of V lie on a vertical line which crosses the x -axis at $x = 3$. Since there is no restriction on the y -coordinate, we put arrows on the end of the portion of the line we draw to indicate it extends indefinitely in both directions. The graph of V is below on the left.

The graph of V The graph of $y = -2$

□

The relation V in the previous example leads us to our final way to describe relations: **algebraically**. We can simply describe the points in V as those points which satisfy the equation $x = 3$. Most likely, you have seen equations like this before. Depending on the context, ‘ $x = 3$ ’ could mean we have solved an equation for x and arrived at the solution $x = 3$. In this case, however, ‘ $x = 3$ ’ describes a set of points in the plane whose x -coordinate is 3. Similarly, the equation $y = -2$ in this context corresponds to all points in the plane whose y -coordinate is -2 . Since there are no restrictions on the x -coordinate listed, we would graph the relation $y = -2$ as the horizontal line above on the right. In general, we have the following.

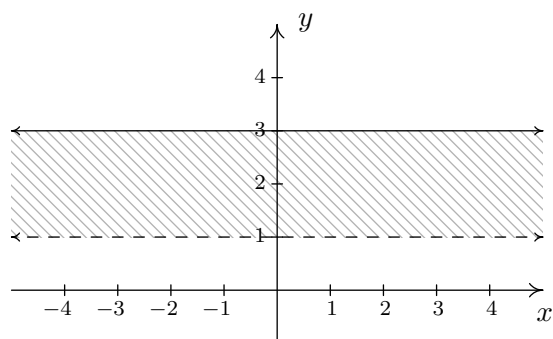
Equations of Vertical and Horizontal Lines

- The graph of the equation $x = a$ is a **vertical line** through $(a, 0)$.
- The graph of the equation $y = b$ is a **horizontal line** through $(0, b)$.

In the next section, and in many more after that, we shall explore the graphs of equations in great detail.² For now, we shall use our final example to illustrate how relations can be used to describe entire regions in the plane.

EXAMPLE 1.2.2. Graph the relation: $R = \{(x, y) : 1 < y \leq 3\}$

SOLUTION. The relation R consists of those points whose y -coordinate only is restricted between 1 and 3 excluding 1, but including 3. The x -coordinate is free to be whatever we like. After plotting some³ friendly elements of R , it should become clear that R consists of the region between the horizontal lines $y = 1$ and $y = 3$. Since R requires that the y -coordinates be greater than 1, but not equal to 1, we dash the line $y = 1$ to indicate that those points do not belong to R . Graphically,



The graph of R

□

²In fact, much of our time in College Algebra will be spent examining the graphs of equations.

³The word 'some' is a relative term. It may take 5, 10, or 50 points until you see the pattern.

1.2.1 EXERCISES

1. Graph the following relations.

(a) $\{(-3, 9), (-2, 4), (-1, 1), (0, 0), (1, 1), (2, 4), (3, 9)\}$

(b) $\{(-2, 2), (-2, -1), (3, 5), (3, -4)\}$

(c) $\{(n, 4 - n^2) : n = 0, \pm 1, \pm 2\}$

(d) $\{(\frac{6}{k}, k) : k = \pm 1, \pm 2, \pm 3, \pm 4, \pm 5, \pm 6\}$

2. Graph the following relations.

(a) $\{(x, -2) : x > -4\}$

(b) $\{(2, y) : y \leq 5\}$

(c) $\{(-2, y) : -3 < y < 4\}$

(d) $\{(x, y) : x \leq 3\}$

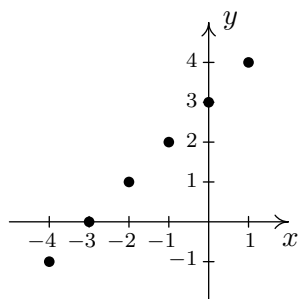
(e) $\{(x, y) : y < 4\}$

(f) $\{(x, y) : x \leq 3, y < 2\}$

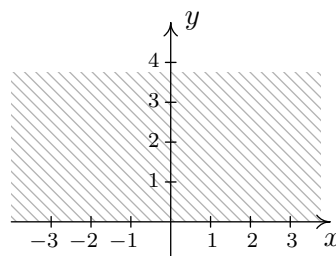
(g) $\{(x, y) : x > 0, y < 4\}$

(h) $\{(x, y) : -\sqrt{2} \leq x \leq \frac{2}{3}, \pi < y \leq \frac{9}{2}\}$

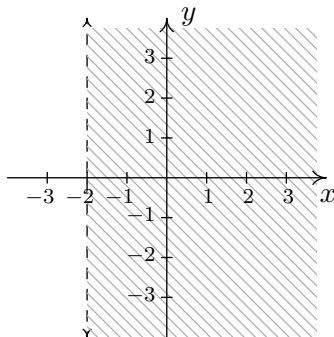
3. Describe the following relations using the roster method.



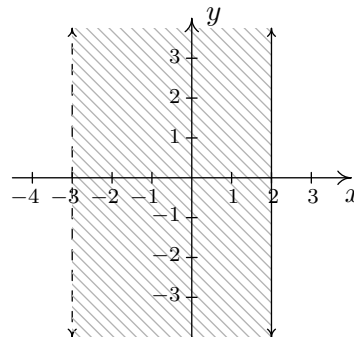
(a) The graph of relation A



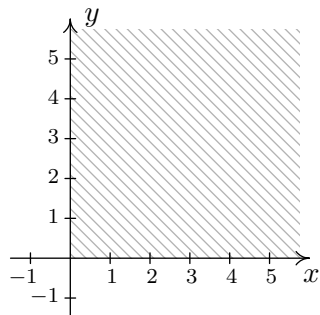
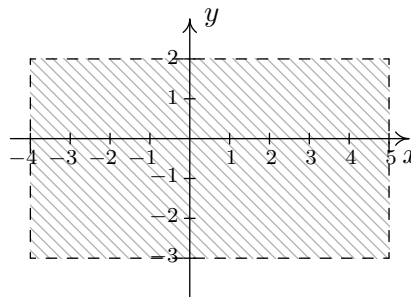
(c) The graph of relation C



(b) The graph of relation B



(d) The graph of relation D

(e) The graph of relation E (f) The graph of relation F

4. Graph the following lines.

(a) $x = -2$

(b) $y = 3$

5. What is another name for the line $x = 0$? For $y = 0$?

6. Some relations are fairly easy to describe in words or with the roster method but are rather difficult, if not impossible, to graph. Discuss with your classmates how you might graph the following relations. Please note that in the notation below we are using the **ellipsis**, \dots , to denote that the list does not end, but rather, continues to follow the established pattern indefinitely. For the first two relations, give two examples of points which belong to the relation and two points which do not belong to the relation.

(a) $\{(x, y) : x \text{ is an odd integer, and } y \text{ is an even integer.}\}$

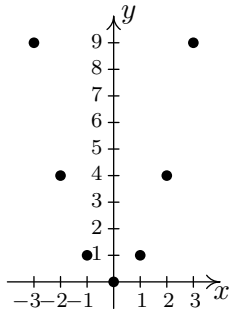
(b) $\{(x, 1) : x \text{ is an irrational number}\}$

(c) $\{(1, 0), (2, 1), (4, 2), (8, 3), (16, 4), (32, 5), \dots\}$

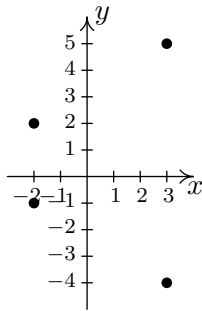
(d) $\{\dots, (-3, 9), (-2, 4), (-1, 1), (0, 0), (1, 1), (2, 4), (3, 9), \dots\}$

1.2.2 ANSWERS

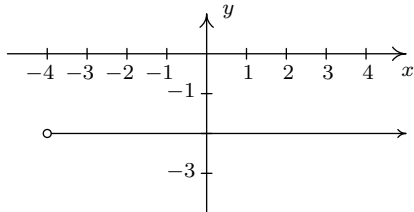
1. (a)



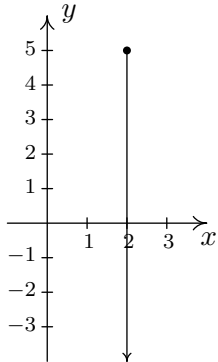
(b)



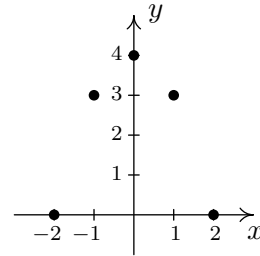
2. (a)



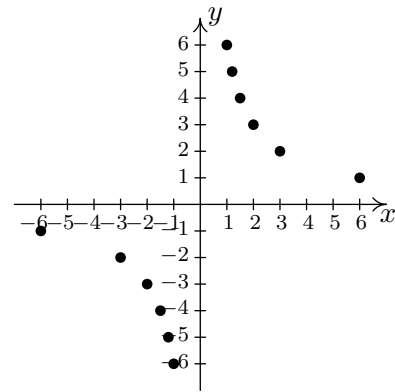
(b)



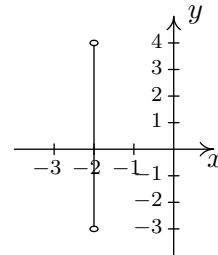
(c)



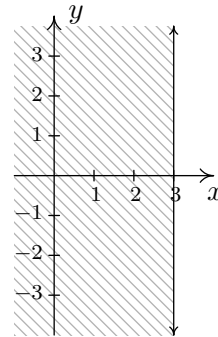
(d)



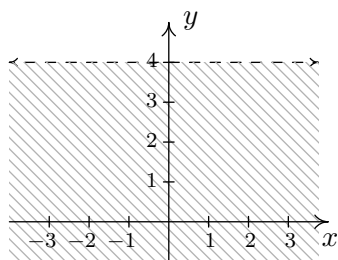
(c)



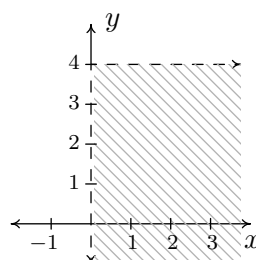
(d)



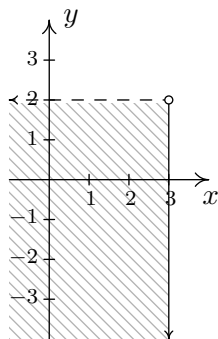
(e)



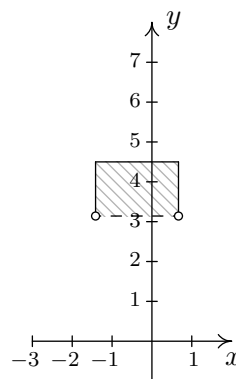
(g)



(f)

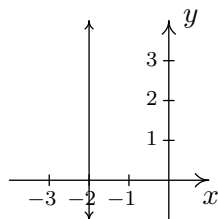


(h)



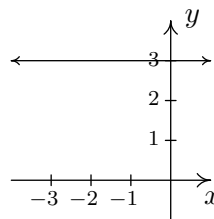
3. (a) $A = \{(-4, -1), (-3, 0), (-2, 1), (-1, 2), (0, 3), (1, 4)\}$
- (b) $B = \{(x, y) : x > -2\}$
- (c) $C = \{(x, y) : y \geq 0\}$
- (d) $D = \{(x, y) : -3 < x \leq 2\}$
- (e) $E = \{(x, y) : x \geq 0, y \geq 0\}$
- (f) $F = \{(x, y) : -4 < x < 5, -3 < y < 2\}$

4. (a)



The line $x = -2$

(b)



The line $y = 3$

5. The line $x = 0$ is the y -axis and the line $y = 0$ is the x -axis.

1.3 GRAPHS OF EQUATIONS

In the previous section, we said that one could describe relations algebraically using equations. In this section, we begin to explore this topic in greater detail. The main idea of this section is

The Fundamental Graphing Principle

The graph of an equation is the set of points which satisfy the equation. That is, a point (x, y) is on the graph of an equation if and only if x and y satisfy the equation.

EXAMPLE 1.3.1. Determine if $(2, -1)$ is on the graph of $x^2 + y^3 = 1$.

SOLUTION. To check, we substitute $x = 2$ and $y = -1$ into the equation and see if the equation is satisfied

$$\begin{array}{rcl} (2)^2 + (-1)^3 & \stackrel{?}{=} & 1 \\ 3 & \neq & 1 \end{array}$$

Hence, $(2, -1)$ is **not** on the graph of $x^2 + y^3 = 1$. □

We could spend hours randomly guessing and checking to see if points are on the graph of the equation. A more systematic approach is outlined in the following example.

EXAMPLE 1.3.2. Graph $x^2 + y^3 = 1$.

SOLUTION. To efficiently generate points on the graph of this equation, we first solve for y

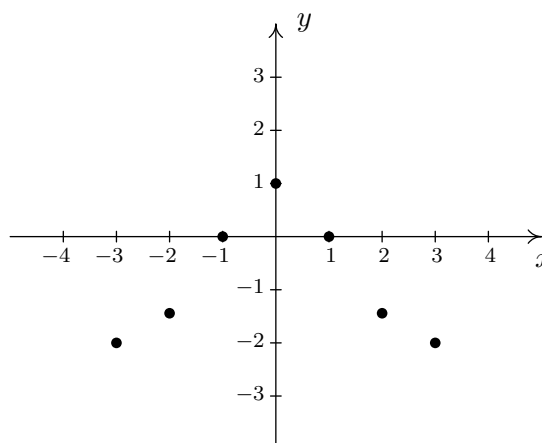
$$\begin{aligned} x^2 + y^3 &= 1 \\ y^3 &= 1 - x^2 \\ \sqrt[3]{y^3} &= \sqrt[3]{1 - x^2} \\ y &= \sqrt[3]{1 - x^2} \end{aligned}$$

We now substitute a value in for x , determine the corresponding value y , and plot the resulting point, (x, y) . For example, for $x = -3$, we substitute

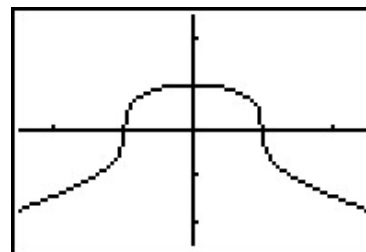
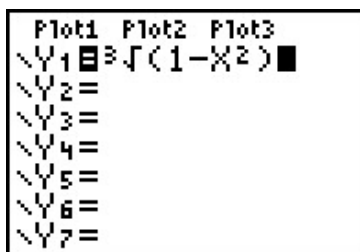
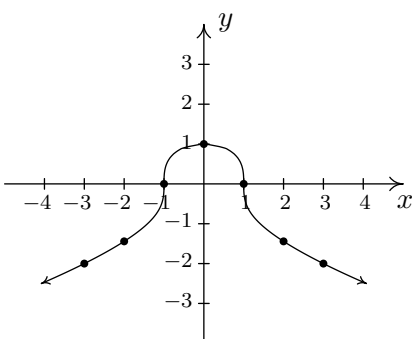
$$y = \sqrt[3]{1 - x^2} = \sqrt[3]{1 - (-3)^2} = \sqrt[3]{-8} = -2,$$

so the point $(-3, -2)$ is on the graph. Continuing in this manner, we generate a table of points which are on the graph of the equation. These points are then plotted in the plane as shown below.

x	y	(x, y)
-3	-2	$(-3, -2)$
-2	$-\sqrt[3]{3}$	$(-2, -\sqrt[3]{3})$
-1	0	$(-1, 0)$
0	1	$(0, 1)$
1	0	$(1, 0)$
2	$-\sqrt[3]{3}$	$(2, -\sqrt[3]{3})$
3	-2	$(3, -2)$



Remember, these points constitute only a small **sampling** of the points on the graph of this equation. To get a better idea of the shape of the graph, we could plot more points until we feel comfortable ‘connecting the dots.’ Doing so would result in a curve similar to the one pictured below on the far left.



Don’t worry if you don’t get all of the little bends and curves just right – Calculus is where the art of precise graphing takes center stage. For now, we will settle with our naive ‘plug and plot’ approach to graphing. If you feel like all of this tedious computation and plotting is beneath you, then you can reach for a graphing calculator, input the formula as shown above, and graph. □

Of all of the points on the graph of an equation, the places where the graph crosses the axes hold special significance. These are called the **intercepts** of the graph. Intercepts come in two distinct varieties: x -intercepts and y -intercepts. They are defined below.

DEFINITION 1.3. Suppose the graph of an equation is given.

- A point at which a graph meets the x -axis is called an **x -intercept** of the graph.
- A point at which a graph meets the y -axis is called an **y -intercept** of the graph.

In our previous example the graph had two x -intercepts, $(-1, 0)$ and $(1, 0)$, and one y -intercept, $(0, 1)$. The graph of an equation can have any number of intercepts, including none at all! Since

x -intercepts lie on the x -axis, we can find them by setting $y = 0$ in the equation. Similarly, since y -intercepts lie on the y -axis, we can find them by setting $x = 0$ in the equation. Keep in mind, intercepts are *points* and therefore must be written as ordered pairs. To summarize,

Steps for Finding the Intercepts of the Graph of an Equation

Given an equation involving x and y :

- the x -intercepts always have the form $(x, 0)$; to find the x -intercepts of the graph, set $y = 0$ and solve for x .
- y -intercepts always have the form $(0, y)$; to find the y -intercepts of the graph, set $x = 0$ and solve for y .

Another fact which you may have noticed about the graph in the previous example is that it seems to be symmetric about the y -axis. To actually prove this analytically, we assume (x, y) is a generic point on the graph of the equation. That is, we assume $x^2 + y^3 = 1$. As we learned in Section 1.1, the point symmetric to (x, y) about the y -axis is $(-x, y)$. To show the graph is symmetric about the y -axis, we need to show that $(-x, y)$ is on the graph whenever (x, y) is. In other words, we need to show $(-x, y)$ satisfies the equation $x^2 + y^3 = 1$ whenever (x, y) does. Substituting gives

$$\begin{aligned} (-x)^2 + (y)^3 &\stackrel{?}{=} 1 \\ x^2 + y^3 &\stackrel{\checkmark}{=} 1 \end{aligned}$$

When we substituted $(-x, y)$ into the equation $x^2 + y^3 = 1$, we obtained the original equation back when we simplified. This means $(-x, y)$ satisfies the equation and hence is on the graph. In this way, we can check whether the graph of a given equation possesses any of the symmetries discussed in Section 1.1. The results are summarized below.

Steps for Testing if the Graph of an Equation Possesses Symmetry

To test the graph of an equation for symmetry

- About the y -axis: Substitute $(-x, y)$ into the equation and simplify. If the result is equivalent to the original equation, the graph is symmetric about the y -axis.
- About the x -axis: Substitute $(x, -y)$ into the equation and simplify. If the result is equivalent to the original equation, the graph is symmetric about the x -axis.
- About the origin: Substitute $(-x, -y)$ into the equation and simplify. If the result is equivalent to the original equation, the graph is symmetric about the origin.

Intercepts and symmetry are two tools which can help us sketch the graph of an equation analytically, as evidenced in the next example.

EXAMPLE 1.3.3. Find the x - and y -intercepts (if any) of the graph of $(x - 2)^2 + y^2 = 1$. Test for symmetry. Plot additional points as needed to complete the graph.

SOLUTION. To look for x -intercepts, we set $y = 0$ and solve:

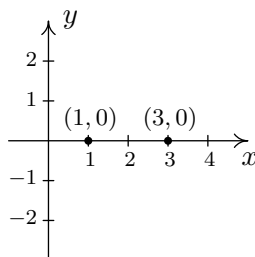
$$\begin{aligned} (x-2)^2 + y^2 &= 1 \\ (x-2)^2 + 0^2 &= 1 \\ (x-2)^2 &= 1 \\ \sqrt{(x-2)^2} &= \sqrt{1} && \text{extract square roots} \\ x-2 &= \pm 1 \\ x &= 2 \pm 1 \\ x &= 3, 1 \end{aligned}$$

We get **two** answers for x which correspond to **two** x -intercepts: $(1, 0)$ and $(3, 0)$. Turning our attention to y -intercepts, we set $x = 0$ and solve:

$$\begin{aligned} (x-2)^2 + y^2 &= 1 \\ (0-2)^2 + y^2 &= 1 \\ 4 + y^2 &= 1 \\ y^2 &= -3 \end{aligned}$$

Since there is no real number which squares to a negative number (Do you remember why?), we are forced to conclude that the graph has **no** y -intercepts.

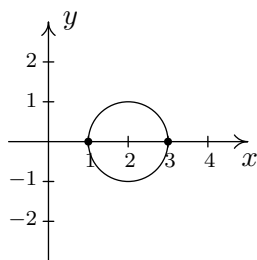
Plotting the data we have so far, we get



Moving along to symmetry, we can immediately dismiss the possibility that the graph is symmetric about the y -axis or the origin. If the graph possessed either of these symmetries, then the fact that $(1, 0)$ is on the graph would mean $(-1, 0)$ would have to be on the graph. (Why?) Since $(-1, 0)$ would be another x -intercept (and we've found all of these), the graph can't have y -axis or origin symmetry. The only symmetry left to test is symmetry about the x -axis. To that end, we substitute $(x, -y)$ into the equation and simplify

$$\begin{aligned} (x-2)^2 + y^2 &= 1 \\ (x-2)^2 + (-y)^2 &\stackrel{?}{=} 1 \\ (x-2)^2 + y^2 &\stackrel{\checkmark}{=} 1 \end{aligned}$$

Since we have obtained our original equation, we know the graph is symmetric about the x -axis. This means we can cut our 'plug and plot' time in half: whatever happens below the x -axis is reflected above the x -axis, and vice-versa. Proceeding as we did in the previous example, we obtain



□

A couple of remarks are in order. First, it is entirely possible to choose a value for x which does not correspond to a point on the graph. For example, in the previous example, if we solve for y as is our custom, we get:

$$y = \pm\sqrt{1 - (x - 2)^2}.$$

Upon substituting $x = 0$ into the equation, we would obtain

$$y = \pm\sqrt{1 - (0 - 2)^2} = \pm\sqrt{1 - 4} = \pm\sqrt{-3},$$

which is not a real number. This means there are no points on the graph with an x -coordinate of 0. When this happens, we move on and try another point. This is another drawback of the ‘plug-and-plot’ approach to graphing equations. Luckily, we will devote much of the remainder of this book developing techniques which allow us to graph entire families of equations quickly.¹ Second, it is instructive to show what would have happened had we tested the equation in the last example for symmetry about the y -axis. Substituting $(-x, y)$ into the equation yields

$$\begin{aligned} (x - 2)^2 + y^2 &= 1 \\ (-x - 2)^2 + y^2 &\stackrel{?}{=} 1 \\ ((-1)(x + 2))^2 + y^2 &\stackrel{?}{=} 1 \\ (x + 2)^2 + y^2 &\stackrel{?}{=} 1. \end{aligned}$$

This last equation does not **appear** to be equivalent to our original equation. However, to **prove** it is not symmetric about the y -axis, we need to find a point (x, y) on the graph whose reflection $(-x, y)$ is not. Our x -intercept $(1, 0)$ fits this bill nicely, since if we substitute $(-1, 0)$ into the equation we get

$$\begin{aligned} (x - 2)^2 + y^2 &\stackrel{?}{=} 1 \\ (-1 - 2)^2 + 0^2 &\neq 1 \\ 9 &\neq 1. \end{aligned}$$

This proves that $(-1, 0)$ is not on the graph.

¹Without the use of a calculator, if you can believe it!

1.3.1 EXERCISES

1. For each equation given below

- Find the x - and y -intercept(s) of the graph, if any exist.
- Following the procedure in Example 1.3.2, create a table of sample points on the graph of the equation.
- Plot the sample points and create a rough sketch of the graph of the equation.
- Test for symmetry. If the equation appears to fail any of the symmetry tests, find a point on the graph of the equation whose reflection fails to be on the graph as was done at the end of Example 1.3.3

(a) $y = x^2 + 1$

(g) $3x - y = 7$

(b) $y = x^2 - 2x - 8$

(h) $3x - 2y = 10$

(c) $y = x^3 - x$

(i) $(x + 2)^2 + y^2 = 16$

(d) $y = \frac{x^3}{4} - 3x$

(j) $x^2 - y^2 = 1$

(e) $y = \sqrt{x - 2}$

(k) $4y^2 - 9x^2 = 36$

(f) $y = 2\sqrt{x + 4} - 2$

(l) $x^3y = -4$

2. The procedures which we have outlined in the Examples of this section and used in the exercises given above all rely on the fact that the equations were “well-behaved”. Not everything in Mathematics is quite so tame, as the following equations will show you. Discuss with your classmates how you might approach graphing these equations. What difficulties arise when trying to apply the various tests and procedures given in this section? For more information, including pictures of the curves, each curve name is a link to its page at www.wikipedia.org. For a much longer list of fascinating curves, click [here](#).

(a) $x^3 + y^3 - 3xy = 0$ [Folium of Descartes](#)

(c) $y^2 = x^3 + 3x^2$ [Tschirnhausen cubic](#)

(b) $x^4 = x^2 + y^2$ [Kampyle of Eudoxus](#)

(d) $(x^2 + y^2)^2 = x^3 + y^3$ [Crooked egg](#)

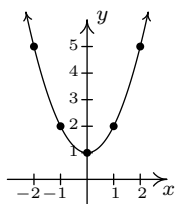
1.3.2 ANSWERS

1. (a) $y = x^2 + 1$

The graph has no x -intercepts

y -intercept: $(0, 1)$

x	y	(x, y)
-2	5	$(-2, 5)$
-1	2	$(-1, 2)$
0	1	$(0, 1)$
1	2	$(1, 2)$
2	5	$(2, 5)$



The graph is not symmetric about the x -axis (e.g. $(2, 5)$ is on the graph but $(2, -5)$ is not)

The graph is symmetric about the y -axis

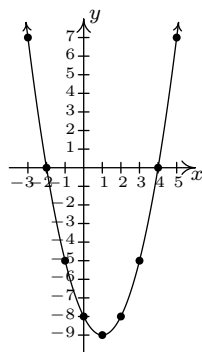
The graph is not symmetric about the origin (e.g. $(2, 5)$ is on the graph but $(-2, -5)$ is not)

(b) $y = x^2 - 2x - 8$

x -intercepts: $(4, 0)$, $(-2, 0)$

y -intercept: $(0, -8)$

x	y	(x, y)
-3	7	$(-3, 7)$
-2	0	$(-2, 0)$
-1	-5	$(-1, -5)$
0	-8	$(0, -8)$
1	-9	$(1, -9)$
2	-8	$(2, -8)$
3	-5	$(3, -5)$
4	0	$(4, 0)$
5	7	$(5, 7)$



The graph is not symmetric about the x -axis (e.g. $(-3, 7)$ is on the graph but $(-3, -7)$ is not)

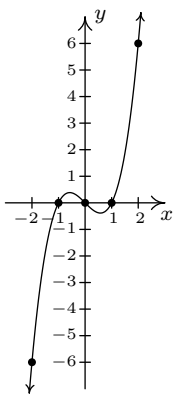
The graph is not symmetric about the y -axis (e.g. $(-3, 7)$ is on the graph but $(3, 7)$ is not)

The graph is not symmetric about the origin (e.g. $(-3, 7)$ is on the graph but $(3, -7)$ is not)

(c) $y = x^3 - x$

 x -intercepts: $(-1, 0), (0, 0), (1, 0)$ y -intercept: $(0, 0)$

x	y	(x, y)
-2	-6	$(-2, -6)$
-1	0	$(-1, 0)$
0	0	$(0, 0)$
1	0	$(1, 0)$
2	6	$(2, 6)$



The graph is not symmetric about the x -axis. (e.g. $(2, 6)$ is on the graph but $(2, -6)$ is not)

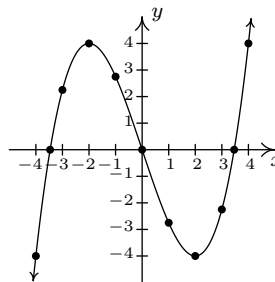
The graph is not symmetric about the y -axis. (e.g. $(2, 6)$ is on the graph but $(-2, 6)$ is not)

The graph is symmetric about the origin.

(d) $y = \frac{x^3}{4} - 3x$

 x -intercepts: $(\pm 2\sqrt{3}, 0)$ y -intercept: $(0, 0)$

x	y	(x, y)
-4	-4	$(-4, -4)$
-3	$\frac{9}{4}$	$(-3, \frac{9}{4})$
-2	4	$(-2, 4)$
-1	$\frac{11}{4}$	$(-1, \frac{11}{4})$
0	0	$(0, 0)$
1	$-\frac{11}{4}$	$(1, -\frac{11}{4})$
2	-4	$(2, -4)$
3	$-\frac{9}{4}$	$(3, -\frac{9}{4})$
4	4	$(4, 4)$



The graph is not symmetric about the x -axis (e.g. $(-4, -4)$ is on the graph but $(-4, 4)$ is not)

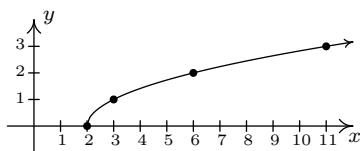
The graph is not symmetric about the y -axis (e.g. $(-4, -4)$ is on the graph but $(4, -4)$ is not)

The graph is symmetric about the origin

(e) $y = \sqrt{x-2}$

 x -intercept: $(2, 0)$ The graph has no y -intercepts

x	y	(x, y)
2	0	$(2, 0)$
3	1	$(3, 1)$
6	2	$(6, 2)$
11	3	$(11, 3)$



The graph is not symmetric about the x -axis (e.g. $(3, 1)$ is on the graph but $(3, -1)$ is not)

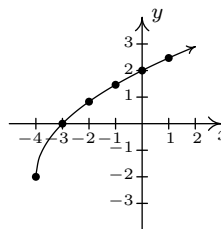
The graph is not symmetric about the y -axis (e.g. $(3, 1)$ is on the graph but $(-3, 1)$ is not)

The graph is not symmetric about the origin (e.g. $(3, 1)$ is on the graph but $(-3, -1)$ is not)

(f) $y = 2\sqrt{x+4} - 2$

 x -intercept: $(-3, 0)$ y -intercept: $(0, 2)$

x	y	(x, y)
-4	-2	$(-4, -2)$
-3	0	$(-3, 0)$
-2	$2\sqrt{2} - 2$	$(-2, \sqrt{2} - 2)$
-1	$2\sqrt{3} - 2$	$(-1, \sqrt{3} - 2)$
0	2	$(0, 2)$
1	$2\sqrt{5} - 2$	$(1, \sqrt{5} - 2)$



The graph is not symmetric about the x -axis (e.g. $(-4, -2)$ is on the graph but $(-4, 2)$ is not)

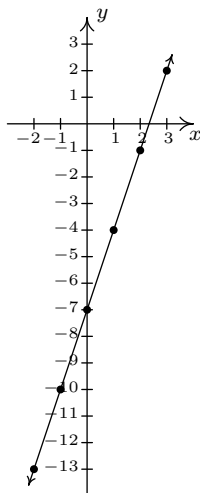
The graph is not symmetric about the y -axis (e.g. $(-4, -2)$ is on the graph but $(4, -2)$ is not)

The graph is not symmetric about the origin (e.g. $(-4, -2)$ is on the graph but $(4, 2)$ is not)

(g) $3x - y = 7$

Re-write as: $y = 3x - 7$. x -intercept: $(\frac{7}{3}, 0)$ y -intercept: $(0, -7)$

x	y	(x, y)
-2	-13	$(-2, -13)$
-1	-10	$(-1, -10)$
0	-7	$(0, -7)$
1	-4	$(1, -4)$
2	-1	$(2, -1)$
3	2	$(3, 2)$



The graph is not symmetric about the x -axis (e.g. $(3, 2)$ is on the graph but $(3, -2)$ is not)

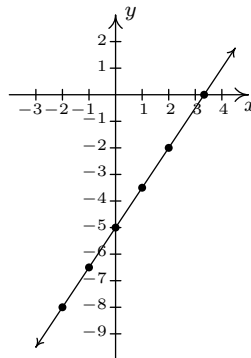
The graph is not symmetric about the y -axis (e.g. $(3, 2)$ is on the graph but $(-3, 2)$ is not)

The graph is not symmetric about the origin (e.g. $(3, 2)$ is on the graph but $(-3, -2)$ is not)

(h) $3x - 2y = 10$

Re-write as: $y = \frac{3x-10}{2}$. x -intercepts: $(\frac{10}{3}, 0)$ y -intercept: $(0, -5)$

x	y	(x, y)
-2	-8	$(-2, -8)$
-1	$-\frac{13}{2}$	$(-1, -\frac{13}{2})$
0	-5	$(0, -5)$
1	$-\frac{7}{2}$	$(1, -\frac{7}{2})$
2	-2	$(2, -2)$



The graph is not symmetric about the x -axis (e.g. $(2, -2)$ is on the graph but $(2, 2)$ is not)

The graph is not symmetric about the y -axis (e.g. $(2, -2)$ is on the graph but $(-2, -2)$ is not)

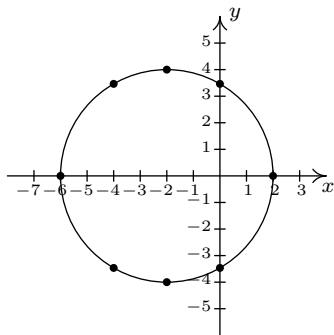
The graph is not symmetric about the origin (e.g. $(2, -2)$ is on the graph but $(-2, 2)$ is not)

(i) $(x + 2)^2 + y^2 = 16$
 Re-write as $y = \pm\sqrt{16 - (x + 2)^2}$.

x -intercepts: $(-6, 0), (2, 0)$

y -intercepts: $(0, \pm 2\sqrt{3})$

x	y	(x, y)
-6	0	$(-6, 0)$
-4	$\pm 2\sqrt{3}$	$(-4, \pm 2\sqrt{3})$
-2	± 4	$(-2, \pm 4)$
0	$\pm 2\sqrt{3}$	$(0, \pm 2\sqrt{3})$
2	0	$(2, 0)$



The graph is symmetric about the x -axis

The graph is not symmetric about the y -axis (e.g. $(-6, 0)$ is on the graph but $(6, 0)$ is not)

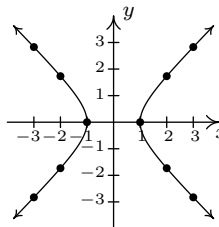
The graph is not symmetric about the origin (e.g. $(-6, 0)$ is on the graph but $(6, 0)$ is not)

(j) $x^2 - y^2 = 1$
 Re-write as: $y = \pm\sqrt{x^2 - 1}$.

x -intercepts: $(-1, 0), (1, 0)$

The graph has no y -intercepts

x	y	(x, y)
-3	$\pm\sqrt{8}$	$(-3, \pm\sqrt{8})$
-2	$\pm\sqrt{3}$	$(-2, \pm\sqrt{3})$
-1	0	$(-1, 0)$
1	0	$(1, 0)$
2	$\pm\sqrt{3}$	$(2, \pm\sqrt{3})$
3	$\pm\sqrt{8}$	$(3, \pm\sqrt{8})$



The graph is symmetric about the x -axis

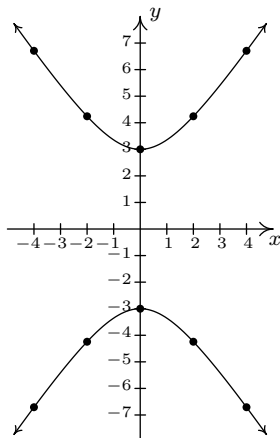
The graph is symmetric about the y -axis

The graph is symmetric about the origin

(k) $4y^2 - 9x^2 = 36$

Re-write as: $y = \pm \frac{\sqrt{9x^2+36}}{2}$.The graph has no x -intercepts y -intercepts: $(0, \pm 3)$

x	y	(x, y)
-4	$\pm 3\sqrt{5}$	$(-4, \pm 3\sqrt{5})$
-2	$\pm 3\sqrt{2}$	$(-2, \pm 3\sqrt{2})$
0	± 3	$(0, \pm 3)$
2	$\pm 3\sqrt{2}$	$(2, \pm 3\sqrt{2})$
4	$\pm 3\sqrt{5}$	$(4, \pm 3\sqrt{5})$

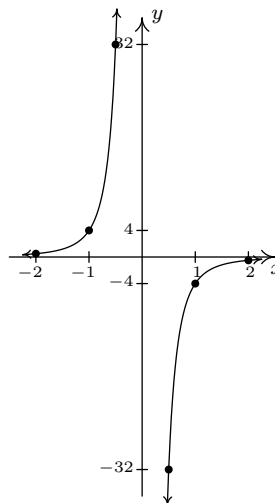
The graph is symmetric about the x -axisThe graph is symmetric about the y -axis

The graph is symmetric about the origin

(l) $x^3y = -4$

Re-write as: $y = -\frac{4}{x^3}$.The graph has no x -interceptsThe graph has no y -intercepts

x	y	(x, y)
-2	$\frac{1}{2}$	$(-2, \frac{1}{2})$
-1	4	$(-1, 4)$
$-\frac{1}{2}$	32	$(-\frac{1}{2}, 32)$
$\frac{1}{2}$	-32	$(\frac{1}{2}, -32)$
1	-4	$(1, -4)$
2	$-\frac{1}{2}$	$(2, -\frac{1}{2})$

The graph is not symmetric about the x -axis (e.g. $(1, -4)$ is on the graph but $(1, 4)$ is not)The graph is not symmetric about the y -axis (e.g. $(1, -4)$ is on the graph but $(-1, -4)$ is not)

The graph is symmetric about the origin

1.4 INTRODUCTION TO FUNCTIONS

One of the core concepts in College Algebra is the **function**. There are many ways to describe a function and we begin by defining a function as a special kind of relation.

DEFINITION 1.4. A relation in which each x -coordinate is matched with only one y -coordinate is said to describe y as a **function** of x .

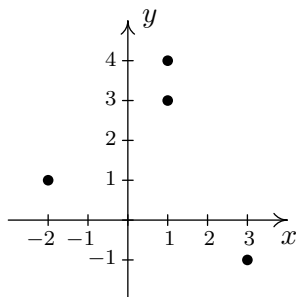
EXAMPLE 1.4.1. Which of the following relations describe y as a function of x ?

1. $R_1 = \{(-2, 1), (1, 3), (1, 4), (3, -1)\}$
2. $R_2 = \{(-2, 1), (1, 3), (2, 3), (3, -1)\}$

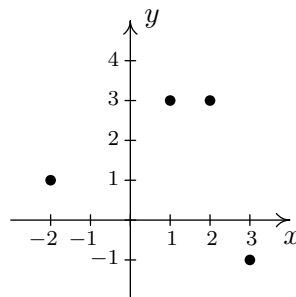
SOLUTION. A quick scan of the points in R_1 reveals that the x -coordinate 1 is matched with two **different** y -coordinates: namely 3 and 4. Hence in R_1 , y is **not** a function of x . On the other hand, every x -coordinate in R_2 occurs only once which means each x -coordinate has only one corresponding y -coordinate. So, R_2 **does** represent y as a function of x . \square

Note that in the previous example, the relation R_2 contained two different points with the same y -coordinates, namely $(1, 3)$ and $(2, 3)$. Remember, in order to say y is a function of x , we just need to ensure the same x -coordinate isn't used in more than one point.¹

To see what the function concept means geometrically, we graph R_1 and R_2 in the plane.



The graph of R_1



The graph of R_2

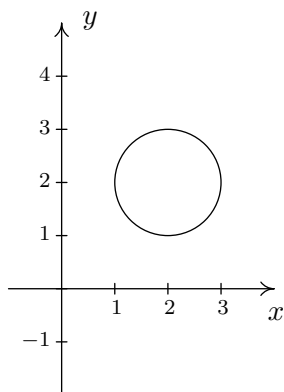
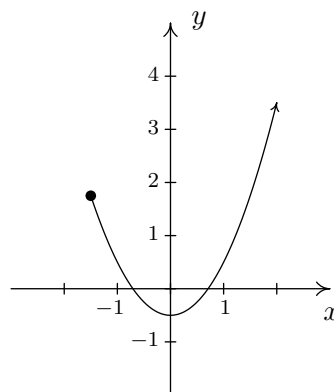
The fact that the x -coordinate 1 is matched with two different y -coordinates in R_1 presents itself graphically as the points $(1, 3)$ and $(1, 4)$ lying on the same vertical line, $x = 1$. If we turn our attention to the graph of R_2 , we see that no two points of the relation lie on the same vertical line. We can generalize this idea as follows

THEOREM 1.1. The Vertical Line Test: A set of points in the plane represents y as a function of x if and only if no two points lie on the same vertical line.

¹We will have occasion later in the text to concern ourselves with the concept of x being a function of y . In this case, R_1 represents x as a function of y ; R_2 does not.

It is worth taking some time to meditate on the Vertical Line Test; it will check to see how well you understand the concept of ‘function’ as well as the concept of ‘graph’.

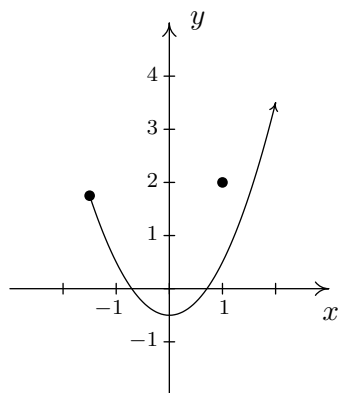
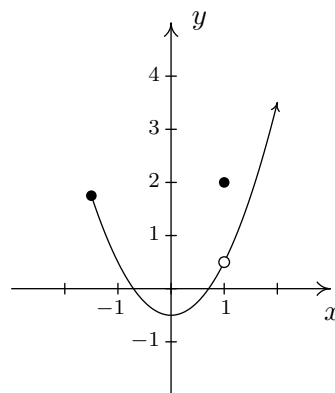
EXAMPLE 1.4.2. Use the Vertical Line Test to determine which of the following relations describes y as a function of x .

The graph of R The graph of S

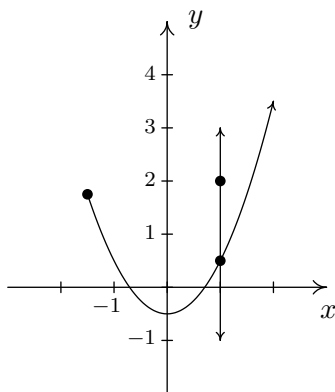
SOLUTION. Looking at the graph of R , we can easily imagine a vertical line crossing the graph more than once. Hence, R does **not** represent y as a function of x . However, in the graph of S , every vertical line crosses the graph at most once, and so S **does** represent y as a function of x . \square

In the previous test, we say that the graph of the relation R **fails** the Vertical Line Test, whereas the graph of S **passes** the Vertical Line Test. Note that in the graph of R there are infinitely many vertical lines which cross the graph more than once. However, to fail the Vertical Line Test, all you need is **one** vertical line that fits the bill, as the next example illustrates.

EXAMPLE 1.4.3. Use the Vertical Line Test to determine which of the following relations describes y as a function of x .

The graph of S_1 The graph of S_2

SOLUTION. Both S_1 and S_2 are slight modifications to the relation S in the previous example whose graph we determined passed the Vertical Line Test. In both S_1 and S_2 , it is the addition of the point $(1, 2)$ which threatens to cause trouble. In S_1 , there is a point on the curve with x -coordinate 1 just below $(1, 2)$, which means that both $(1, 2)$ and this point on the curve lie on the vertical line $x = 1$. (See the picture below.) Hence, the graph of S_1 fails the Vertical Line Test, so y is **not** a function of x here. However, in S_2 notice that the point with x -coordinate 1 on the curve has been omitted, leaving an ‘open circle’ there. Hence, the vertical line $x = 1$ crosses the graph of S_2 only at the point $(1, 2)$. Indeed, any vertical line will cross the graph at most once, so we have that the graph of S_2 passes the Vertical Line Test. Thus it describes y as a function of x .



S_1 and the line $x = 1$

□

Suppose a relation F describes y as a function of x . The sets of x - and y -coordinates are given special names.

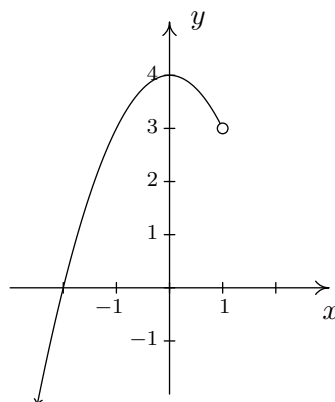
DEFINITION 1.5. Suppose F is a relation which describes y as a function of x .

- The set of the x -coordinates of the points in F is called the **domain** of F .
- The set of the y -coordinates of the points in F is called the **range** of F .

We demonstrate finding the domain and range of functions given to us either graphically or via the roster method in the following example.

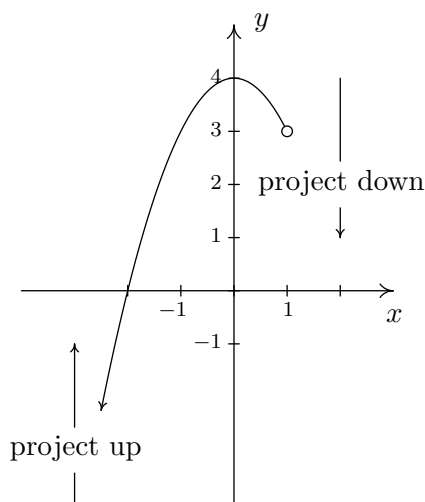
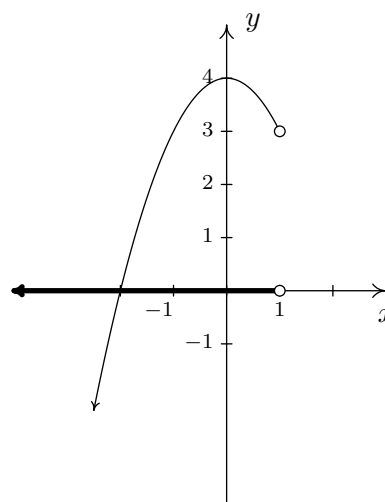
EXAMPLE 1.4.4. Find the domain and range of the following functions

1. $F = \{(-3, 2), (0, 1), (4, 2), (5, 2)\}$
2. G is the function graphed below:

The graph of G

SOLUTION. The domain of F is the set of the x -coordinates of the points in F : $\{-3, 0, 4, 5\}$ and the range of F is the set of the y -coordinates: $\{1, 2\}$.²

To determine the domain and range of G , we need to determine which x and y values occur as coordinates of points on the given graph. To find the domain, it may be helpful to imagine collapsing the curve to the x -axis and determining the portion of the x -axis that gets covered. This is called **projecting** the curve to the x -axis. Before we start projecting, we need to pay attention to two subtle notations on the graph: the arrowhead on the lower left corner of the graph indicates that the graph continues to curve downwards to the left forever more; and the open circle at $(1, 3)$ indicates that the point $(1, 3)$ isn't on the graph, but all points on the curve leading up to that point are on the curve.

The graph of G The graph of G

²When listing numbers in a set, we list each number only once, in increasing order.

If we substitute $x = 0$ into our equation for y , we get: $y = \pm\sqrt{1 - 0^3} = \pm 1$, so that $(0, 1)$ and $(0, -1)$ are on the graph of this equation. Hence, this equation does **not** represent y as a function of x .

2.

$$\begin{aligned}x^2 + y^3 &= 1 \\y^3 &= 1 - x^2 \\ \sqrt[3]{y^3} &= \sqrt[3]{1 - x^2} \\ y &= \sqrt[3]{1 - x^2}\end{aligned}$$

For every choice of x , the equation $y = \sqrt[3]{1 - x^2}$ returns only **one** value of y . Hence, this equation describes y as a function of x .

3.

$$\begin{aligned}x^2y &= 1 - 3y \\x^2y + 3y &= 1 \\y(x^2 + 3) &= 1 \quad \text{factor} \\ y &= \frac{1}{x^2 + 3}\end{aligned}$$

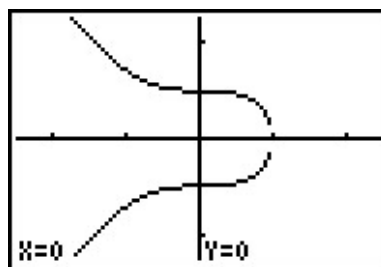
For each choice of x , there is only one value for y , so this equation describes y as a function of x . \square

Of course, we could always use our graphing calculator to verify our responses to the previous example. For example, if we wanted to verify that the first equation does not represent y as a function of x , we could enter the equation for y into the calculator as indicated below and graph. Note that we need to enter both solutions – the positive and the negative square root – for y . The resulting graph clearly fails the Vertical Line Test, so does not represent y as a function of x .

```

Plot1 Plot2 Plot3
Y1=√(1-X^3)
Y2=-√(1-X^3)
Y3=
Y4=
Y5=
Y6=
Y7=

```



1.4.1 EXERCISES

1. Determine which of the following relations represent y as a function of x . Find the domain and range of those relations which are functions.

(a) $\{(-3, 9), (-2, 4), (-1, 1), (0, 0), (1, 1), (2, 4), (3, 9)\}$

(b) $\{(-3, 0), (1, 6), (2, -3), (4, 2), (-5, 6), (4, -9), (6, 2)\}$

(c) $\{(-3, 0), (-7, 6), (5, 5), (6, 4), (4, 9), (3, 0)\}$

(d) $\{(1, 2), (4, 4), (9, 6), (16, 8), (25, 10), (36, 12), \dots\}$

(e) $\{(x, y) : x \text{ is an odd integer, and } y \text{ is an even integer}\}$

(f) $\{(x, 1) : x \text{ is an irrational number}\}$

(g) $\{(1, 0), (2, 1), (4, 2), (8, 3), (16, 4), (32, 5), \dots\}$

(h) $\{\dots, (-3, 9), (-2, 4), (-1, 1), (0, 0), (1, 1), (2, 4), (3, 9), \dots\}$

(i) $\{(-2, y) : -3 < y < 4\}$

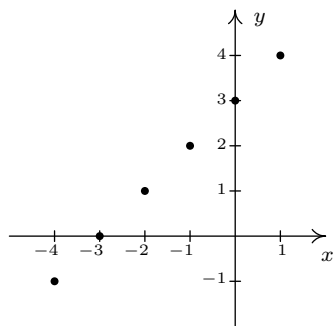
(k) $\{(x, x^2) : x \text{ is a real number}\}$

(j) $\{(x, 3) : -2 \leq x < 4\}$

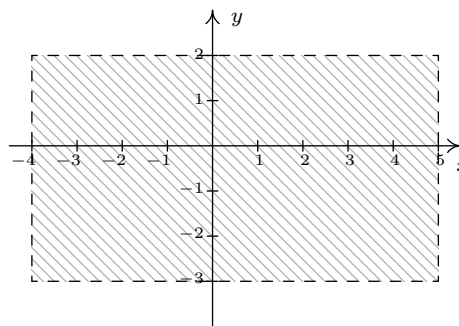
(l) $\{(x^2, x) : x \text{ is a real number}\}$

2. Determine which of the following relations represent y as a function of x . Find the domain and range of those relations which are functions.

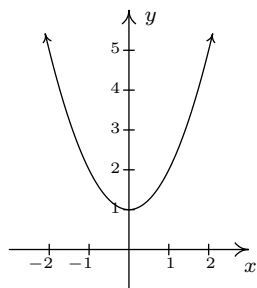
(a)



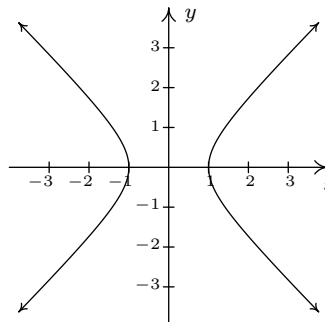
(b)



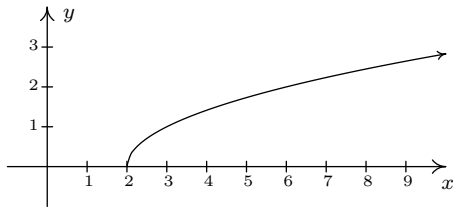
(c)



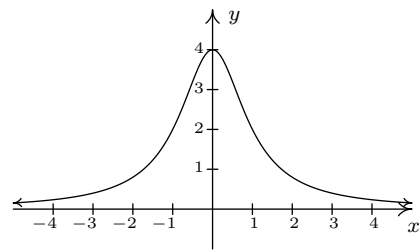
(d)



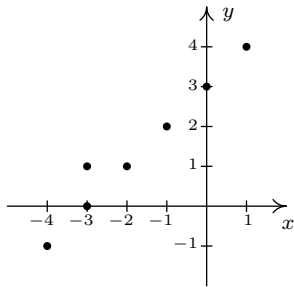
(e)



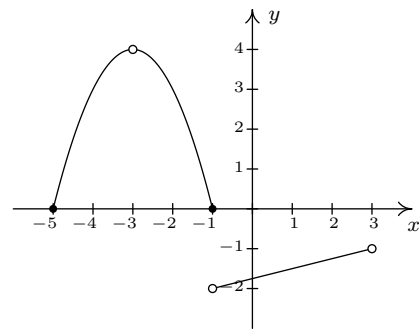
(f)



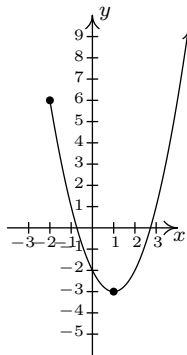
(g)



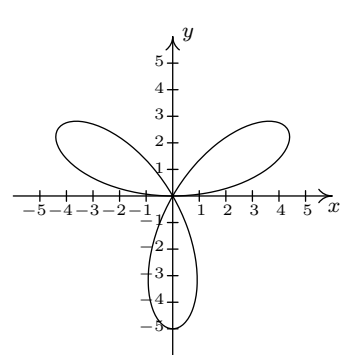
(h)



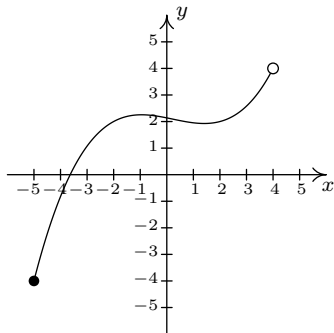
(i)



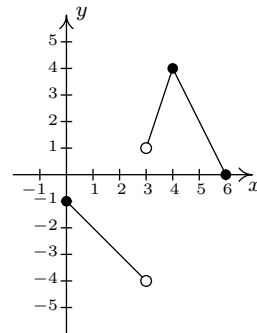
(j)



(k)



(l)



3. Determine which of the following equations represent y as a function of x .

(a) $y = x^3 - x$

(h) $y = x^2 + 4$

(b) $y = \sqrt{x-2}$

(i) $x^2 + y^2 = 4$

(c) $x^3y = -4$

(j) $y = \sqrt{4-x^2}$

(d) $x^2 - y^2 = 1$

(k) $x^2 - y^2 = 4$

(e) $y = \frac{x}{x^2-9}$

(l) $x^3 + y^3 = 4$

(f) $x = -6$

(m) $2x + 3y = 4$

(g) $x = y^2 + 4$

(n) $2xy = 4$

4. Explain why the height h of a Sasquatch is a function of its age N in years. Given that a Sasquatch is 2 feet tall at birth, experiences growth spurts at ages 3, 23 and 57, and lives to be about 150 years old with a maximum height of 9 feet, sketch a rough graph of the height function.
5. Explain why the population P of Sasquatch in a given area is a function of time t . What would be the range of this function?
6. Explain why the relation between your classmates and their email addresses may not be a function. What about phone numbers and Social Security Numbers?
7. The process given in Example 1.4.5 for determining whether an equation of a relation represents y as a function of x breaks down if we cannot solve the equation for y in terms of x . However, that does not prevent us from proving that an equation which fails to represent y as a function of x actually fails to do so. What we really need is two points with the same x -coordinate and different y -coordinates which both satisfy the equation so that the graph of the relation would fail the Vertical Line Test 1.1. Discuss with your classmates how you might find such points for the relations given below.

(a) $x^3 + y^3 - 3xy = 0$

(c) $y^2 = x^3 + 3x^2$

(b) $x^4 = x^2 + y^2$

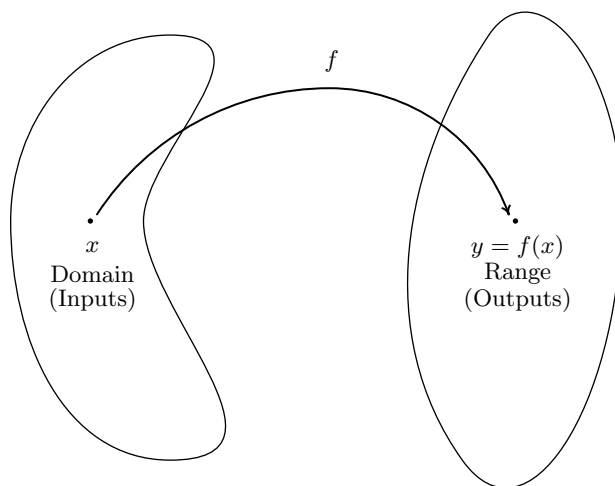
(d) $(x^2 + y^2)^2 = x^3 + y^3$

1.4.2 ANSWERS

1. (a) Function
domain = $\{-3, -2, -1, 0, 1, 2, 3\}$
range = $\{0, 1, 4, 9\}$
 - (b) Not a function
 - (c) Function
domain = $\{-7, -3, 3, 4, 5, 6\}$
range = $\{0, 4, 5, 6, 9\}$
 - (d) Function
domain = $\{1, 4, 9, 16, 25, 36, \dots\}$
= $\{x : x \text{ is a perfect square}\}$
range = $\{2, 4, 6, 8, 10, 12, \dots\}$
= $\{y : y \text{ is a positive even integer}\}$
 - (e) Not a function
 - (f) Function
domain = $\{x : x \text{ is irrational}\}$
range = $\{1\}$
 - (g) Function
domain = $\{x : x = 2^n \text{ for some whole number } n\}$
range = $\{y : y \text{ is any whole number}\}$
 - (h) Function
domain = $\{x : x \text{ is any integer}\}$
range = $\{y : y = n^2 \text{ for some integer } n\}$
 - (i) Not a function
 - (j) Function
domain = $[-2, 4)$, range = $\{3\}$
 - (k) Function
domain = $(-\infty, \infty)$
range = $[0, \infty)$
 - (l) Not a function
2. (a) Function
domain = $\{-4, -3, -2, -1, 0, 1\}$
range = $\{-1, 0, 1, 2, 3, 4\}$
 - (b) Not a function
 - (c) Function
domain = $(-\infty, \infty)$
range = $[1, \infty)$
 - (d) Not a function
 - (e) Function
domain = $[2, \infty)$
range = $[0, \infty)$
 - (f) Function
domain = $(-\infty, \infty)$
range = $(0, 4]$
 - (g) Not a function
 - (h) Function
domain = $[-5, -3) \cup (-3, 3)$
range = $(-2, -1) \cup [0, 4)$
 - (i) Function
domain = $[-2, \infty)$
range = $[-3, \infty)$
 - (j) Not a function
 - (k) Function
domain = $[-5, 4)$
range = $[-4, 4)$
 - (l) Function
domain = $[0, 3) \cup (3, 6]$
range = $(-4, -1] \cup [0, 4]$
3. (a) Function
 - (b) Function
 - (c) Function
 - (d) Not a function
 - (e) Function
 - (f) Not a function
 - (g) Not a function
- (h) Function
 - (i) Not a function
 - (j) Function
 - (k) Not a function
 - (l) Function
 - (m) Function
 - (n) Function

1.5 FUNCTION NOTATION

In Definition 1.4, we described a function as a special kind of relation – one in which each x -coordinate is matched with only one y -coordinate. In this section, we focus more on the **process** by which the x is matched with the y . If we think of the domain of a function as a set of **inputs** and the range as a set of **outputs**, we can think of a function f as a process by which each input x is matched with only one output y . Since the output is completely determined by the input x and the process f , we symbolize the output with **function notation**: ‘ $f(x)$ ’, read ‘ f of x .’ In this case, the parentheses here do not indicate multiplication, as they do elsewhere in algebra. This could cause confusion if the context is not clear. In other words, $f(x)$ is the **output** which results by applying the **process** f to the **input** x . This relationship is typically visualized using a diagram similar to the one below.



The value of y is completely dependent on the choice of x . For this reason, x is often called the **independent variable**, or **argument** of f , whereas y is often called the **dependent variable**.

As we shall see, the process of a function f is usually described using an algebraic formula. For example, suppose a function f takes a real number and performs the following two steps, in sequence

1. multiply by 3
2. add 4

If we choose 5 as our input, in step 1 we multiply by 3 to get $(5)(3) = 15$. In step 2, we add 4 to our result from step 1 which yields $15 + 4 = 19$. Using function notation, we would write $f(5) = 19$ to indicate that the result of applying the process f to the input 5 gives the output 19. In general, if we use x for the input, applying step 1 produces $3x$. Following with step 2 produces $3x + 4$ as our final output. Hence for an input x , we get the output $f(x) = 3x + 4$. Notice that to check our formula for the case $x = 5$, we **replace** the occurrence of x in the formula for $f(x)$ with 5 to get $f(5) = 3(5) + 4 = 15 + 4 = 19$, as required.

EXAMPLE 1.5.1. Suppose a function g is described by applying the following steps, in sequence

1. add 4
2. multiply by 3

Determine $g(5)$ and find an expression for $g(x)$.

SOLUTION. Starting with 5, step 1 gives $5 + 4 = 9$. Continuing with step 2, we get $(3)(9) = 27$. To find a formula for $g(x)$, we start with our input x . Step 1 produces $x + 4$. We now wish to multiply this entire quantity by 3, so we use a parentheses: $3(x + 4) = 3x + 12$. Hence, $g(x) = 3x + 12$. We can check our formula by replacing x with 5 to get $g(5) = 3(5) + 12 = 15 + 12 = 27 \checkmark$. \square

Most of the functions we will encounter in College Algebra will be described using formulas like the ones we developed for $f(x)$ and $g(x)$ above. Evaluating formulas using this function notation is a key skill for success in this and many other math courses.

EXAMPLE 1.5.2. For $f(x) = -x^2 + 3x + 4$, find and simplify

1. $f(-1)$, $f(0)$, $f(2)$
2. $f(2x)$, $2f(x)$
3. $f(x + 2)$, $f(x) + 2$, $f(x) + f(2)$

SOLUTION.

1. To find $f(-1)$, we replace every occurrence of x in the expression $f(x)$ with -1

$$\begin{aligned} f(-1) &= -(-1)^2 + 3(-1) + 4 \\ &= -(1) + (-3) + 4 \\ &= 0 \end{aligned}$$

Similarly, $f(0) = -(0)^2 + 3(0) + 4 = 4$, and $f(2) = -(2)^2 + 3(2) + 4 = -4 + 6 + 4 = 6$.

2. To find $f(2x)$, we replace every occurrence of x with the quantity $2x$

$$\begin{aligned} f(2x) &= -(2x)^2 + 3(2x) + 4 \\ &= -(4x^2) + (6x) + 4 \\ &= -4x^2 + 6x + 4 \end{aligned}$$

The expression $2f(x)$ means we multiply the expression $f(x)$ by 2

$$\begin{aligned} 2f(x) &= 2(-x^2 + 3x + 4) \\ &= -2x^2 + 6x + 8 \end{aligned}$$

Note the difference between the answers for $f(2x)$ and $2f(x)$. For $f(2x)$, we are multiplying the **input** by 2; for $2f(x)$, we are multiplying the **output** by 2. As we see, we get entirely different results. Also note the practice of using parentheses when substituting one algebraic expression into another; we highly recommend this practice as it will reduce careless errors.

3. To find $f(x + 2)$, we replace every occurrence of x with the quantity $x + 2$

$$\begin{aligned} f(x + 2) &= -(x + 2)^2 + 3(x + 2) + 4 \\ &= -(x^2 + 4x + 4) + (3x + 6) + 4 \\ &= -x^2 - 4x - 4 + 3x + 6 + 4 \\ &= -x^2 - x + 6 \end{aligned}$$

To find $f(x) + 2$, we add 2 to the expression for $f(x)$

$$\begin{aligned} f(x) + 2 &= (-x^2 + 3x + 4) + 2 \\ &= -x^2 + 3x + 6 \end{aligned}$$

Once again, we see there is a dramatic difference between modifying the input and modifying the output. Finally, in $f(x) + f(2)$ we are adding the value $f(2)$ to the expression $f(x)$. From our work above, we see $f(2) = 6$ so that

$$\begin{aligned} f(x) + f(2) &= (-x^2 + 3x + 4) + 6 \\ &= -x^2 + 3x + 10 \end{aligned}$$

Notice that $f(x + 2)$, $f(x) + 2$ and $f(x) + f(2)$ are three **different** expressions. Even though function notation uses parentheses, as does multiplication, there is no general ‘distributive property’ of function notation. \square

Suppose we wish to find $r(3)$ for $r(x) = \frac{2x}{x^2 - 9}$. Substitution gives

$$r(3) = \frac{2(3)}{(3)^2 - 9} = \frac{6}{0},$$

which is undefined. The number 3 is not an allowable input to the function r ; in other words, 3 is not in the domain of r . Which other real numbers are forbidden in this formula? We think back to arithmetic. The reason $r(3)$ is undefined is because substitution results in a division by 0. To determine which other numbers result in such a transgression, we set the denominator equal to 0 and solve

$$\begin{aligned} x^2 - 9 &= 0 \\ x^2 &= 9 \\ \sqrt{x^2} &= \sqrt{9} \quad \text{extract square roots} \\ x &= \pm 3 \end{aligned}$$

As long as we substitute numbers other than 3 and -3 , the expression $r(x)$ is a real number. Hence, we write our domain in interval notation as $(-\infty, -3) \cup (-3, 3) \cup (3, \infty)$. When a formula for a function is given, we assume the function is valid for all real numbers which make arithmetic sense when substituted into the formula. This set of numbers is often called the **implied domain**¹ of the function. At this stage, there are only two mathematical sins we need to avoid: division by 0 and extracting even roots of negative numbers. The following example illustrates these concepts.

EXAMPLE 1.5.3. Find the domain² of the following functions.

$$1. f(x) = \frac{2}{1 - \frac{4x}{x-3}}$$

$$4. r(x) = \frac{4}{6 - \sqrt{x+3}}$$

$$2. g(x) = \sqrt{4 - 3x}$$

$$3. h(x) = \sqrt[5]{4 - 3x}$$

$$5. I(x) = \frac{3x^2}{x}$$

SOLUTION.

- In the expression for f , there are two denominators. We need to make sure neither of them is 0. To that end, we set each denominator equal to 0 and solve. For the ‘small’ denominator, we get $x - 3 = 0$ or $x = 3$. For the ‘large’ denominator

$$\begin{aligned} 1 - \frac{4x}{x-3} &= 0 \\ 1 &= \frac{4x}{x-3} \\ (1)(x-3) &= \left(\frac{4x}{\cancel{x-3}}\right)(\cancel{x-3}) \quad \text{clear denominators} \\ x-3 &= 4x \\ -3 &= 3x \\ -1 &= x \end{aligned}$$

So we get two real numbers which make denominators 0, namely $x = -1$ and $x = 3$. Our domain is all real numbers **except** -1 and 3 : $(-\infty, -1) \cup (-1, 3) \cup (3, \infty)$.

¹or, ‘implicit domain’

²The word ‘implied’ is, well, implied.

2. The potential disaster for g is if the radicand³ is negative. To avoid this, we set $4 - 3x \geq 0$

$$\begin{aligned} 4 - 3x &\geq 0 \\ 4 &\geq 3x \\ \frac{4}{3} &\geq x \end{aligned}$$

Hence, as long as $x \leq \frac{4}{3}$, the expression $4 - 3x \geq 0$, and the formula $g(x)$ returns a real number. Our domain is $(-\infty, \frac{4}{3}]$.

3. The formula for $h(x)$ is hauntingly close to that of $g(x)$ with one key difference – whereas the expression for $g(x)$ includes an even indexed root (namely a square root), the formula for $h(x)$ involves an odd indexed root (the fifth root.) Since odd roots of real numbers (even negative real numbers) are real numbers, there is no restriction on the inputs to h . Hence, the domain is $(-\infty, \infty)$.
4. To find the domain of r , we notice that we have two potentially hazardous issues: not only do we have a denominator, we have a square root in that denominator. To satisfy the square root, we set the radicand $x + 3 \geq 0$ so $x \geq -3$. Setting the denominator equal to zero gives

$$\begin{aligned} 6 - \sqrt{x + 3} &= 0 \\ 6 &= \sqrt{x + 3} \\ 6^2 &= (\sqrt{x + 3})^2 \\ 36 &= x + 3 \\ 33 &= x \end{aligned}$$

Since we squared both sides in the course of solving this equation, we need to check our answer. Sure enough, when $x = 33$, $6 - \sqrt{x + 3} = 6 - \sqrt{36} = 0$, and so $x = 33$ will cause problems in the denominator. At last we can find the domain of r : we need $x \geq -3$, but $x \neq 33$. Our final answer is $[-3, 33) \cup (33, \infty)$.

5. It's tempting to simplify $I(x) = \frac{3x^2}{x} = 3x$, and, since there are no longer any denominators, claim that there are no longer any restrictions. However, in simplifying $I(x)$, we are assuming $x \neq 0$, since $\frac{0}{0}$ is undefined.⁴ Proceeding as before, we find the domain of I to be all real numbers except 0: $(-\infty, 0) \cup (0, \infty)$. \square

It is worth reiterating the importance of finding the domain of a function **before** simplifying, as evidenced by the function I in the previous example. Even though the formula $I(x)$ simplifies to $3x$, it would be inaccurate to write $I(x) = 3x$ without adding the stipulation that $x \neq 0$. It would be analogous to not reporting taxable income or some other sin of omission.

³The 'radicand' is the expression 'inside' the radical.

⁴More precisely, the fraction $\frac{0}{0}$ is an 'indeterminant form'. Much time will be spent in Calculus wrestling with such creatures.

Our next example shows how a function can be used to model real-world phenomena.

EXAMPLE 1.5.4. The height h in feet of a model rocket above the ground t seconds after lift off is given by

$$h(t) = \begin{cases} -5t^2 + 100t, & \text{if } 0 \leq t \leq 20 \\ 0, & \text{if } t > 20 \end{cases}$$

Find and interpret $h(10)$ and $h(60)$.

SOLUTION. There are a few qualities of h which may be off-putting. The first is that, unlike previous examples, the independent variable is t , not x . In this context, t is chosen because it represents time. The second is that the function is broken up into two rules: one formula for values of t between 0 and 20 inclusive, and another for values of t greater than 20. To find $h(10)$, we first notice that 10 is between 0 and 20 so we use the first formula listed: $h(t) = -5t^2 + 100t$. Hence, $h(10) = -5(10)^2 + 100(10) = 500$. In terms of the model rocket, this means that 10 seconds after lift off, the model rocket is 500 feet above the ground. To find $h(60)$, we note that 60 is greater than 20, so we use the rule $h(t) = 0$. This function returns a value of 0 regardless of what value is substituted in for t , so $h(60) = 0$. This means that 60 seconds after lift off, the rocket is 0 feet above the ground; in other words, a minute after lift off, the rocket has already returned to earth. \square

The type of function in the previous example is called a **piecewise-defined** function, or ‘piecewise’ function for short. Many real-world phenomena (e.g. postal rates,⁵ income tax formulas⁶) are modeled by such functions. Also note that the domain of h in the above example is restricted to $t \geq 0$. For example, $h(-3)$ is not defined because $t = -3$ doesn’t satisfy any of the conditions in any of the function’s pieces. There is no inherent arithmetic reason which prevents us from calculating, say, $-5(-3)^2 + 100(-3)$, it’s just that in this applied setting, $t = -3$ is meaningless. In this case, we say h has an **applied domain**⁷ of $[0, \infty)$

⁵See the United States Postal Service website <http://www.usps.com/prices/first-class-mail-prices.htm>

⁶See the Internal Revenue Service’s website <http://www.irs.gov/pub/irs-pdf/i1040tt.pdf>

⁷or, ‘explicit domain’

1.5.1 EXERCISES

- Suppose f is a function that takes a real number x and performs the following three steps in the order given: (1) square root; (2) subtract 13; (3) make the quantity the denominator of a fraction with numerator 4. Find an expression for $f(x)$ and find its domain.
- Suppose g is a function that takes a real number x and performs the following three steps in the order given: (1) subtract 13; (2) square root; (3) make the quantity the denominator of a fraction with numerator 4. Find an expression for $g(x)$ and find its domain.
- Suppose h is a function that takes a real number x and performs the following three steps in the order given: (1) square root; (2) make the quantity the denominator of a fraction with numerator 4; (3) subtract 13. Find an expression for $h(x)$ and find its domain.
- Suppose k is a function that takes a real number x and performs the following three steps in the order given: (1) make the quantity the denominator of a fraction with numerator 4; (2) square root; (3) subtract 13. Find an expression for $k(x)$ and find its domain.
- For $f(x) = x^2 - 3x + 2$, find and simplify the following:

- | | | |
|---------------------------------|-------------|----------------|
| (a) $f(3)$ | (d) $f(4x)$ | (g) $f(x - 4)$ |
| (b) $f(-1)$ | (e) $4f(x)$ | (h) $f(x) - 4$ |
| (c) $f\left(\frac{3}{2}\right)$ | (f) $f(-x)$ | (i) $f(x^2)$ |

- Repeat Exercise 5 above for $f(x) = \frac{2}{x^3}$

- Let $f(x) = 3x^2 + 3x - 2$. Find and simplify the following:

- | | | |
|-------------|-------------------|---------------------------------|
| (a) $f(2)$ | (d) $2f(a)$ | (g) $f\left(\frac{2}{a}\right)$ |
| (b) $f(-2)$ | (e) $f(a + 2)$ | (h) $\frac{f(a)}{2}$ |
| (c) $f(2a)$ | (f) $f(a) + f(2)$ | (i) $f(a + h)$ |

- Let $f(x) = \begin{cases} x + 5, & x \leq -3 \\ \sqrt{9 - x^2}, & -3 < x \leq 3 \\ -x + 5, & x > 3 \end{cases}$

- | | | |
|-------------|----------------|-----------------|
| (a) $f(-4)$ | (c) $f(3)$ | (e) $f(-3.001)$ |
| (b) $f(-3)$ | (d) $f(3.001)$ | (f) $f(2)$ |

9. Let $f(x) = \begin{cases} x^2 & \text{if } x \leq -1 \\ \sqrt{1-x^2} & \text{if } -1 < x \leq 1 \\ x & \text{if } x > 1 \end{cases}$ Compute the following function values.

(a) $f(4)$

(d) $f(0)$

(b) $f(-3)$

(e) $f(-1)$

(c) $f(1)$

(f) $f(-0.999)$

10. Find the (implied) domain of the function.

(a) $f(x) = x^4 - 13x^3 + 56x^2 - 19$

(j) $s(t) = \frac{t}{t-8}$

(b) $f(x) = x^2 + 4$

(k) $Q(r) = \frac{\sqrt{r}}{r-8}$

(c) $f(x) = \frac{x+4}{x^2-36}$

(l) $b(\theta) = \frac{\theta}{\sqrt{\theta-8}}$

(d) $f(x) = \sqrt{6x-2}$

(e) $f(x) = \frac{6}{\sqrt{6x-2}}$

(m) $\alpha(y) = \sqrt[3]{\frac{y}{y-8}}$

(f) $f(x) = \sqrt[3]{6x-2}$

(g) $f(x) = \frac{6}{4-\sqrt{6x-2}}$

(n) $A(x) = \sqrt{x-7} + \sqrt{9-x}$

(h) $f(x) = \frac{\sqrt{6x-2}}{x^2-36}$

(o) $g(v) = \frac{1}{4-\frac{1}{v^2}}$

(i) $f(x) = \frac{\sqrt[3]{6x-2}}{x^2+36}$

(p) $u(w) = \frac{w-8}{5-\sqrt{w}}$

11. The population of Sasquatch in Portage County can be modeled by the function $P(t) = \frac{150t}{t+15}$, where $t = 0$ represents the year 1803. What is the applied domain of P ? What range “makes sense” for this function? What does $P(0)$ represent? What does $P(205)$ represent?

12. Recall that the **integers** is the set of numbers $\mathbb{Z} = \{\dots, -3, -2, -1, 0, 1, 2, 3, \dots\}$.⁸ The **greatest integer of x** , $\lfloor x \rfloor$, is defined to be the largest integer k with $k \leq x$.

(a) Find $\lfloor 0.785 \rfloor$, $\lfloor 117 \rfloor$, $\lfloor -2.001 \rfloor$, and $\lfloor \pi + 6 \rfloor$

(b) Discuss with your classmates how $\lfloor x \rfloor$ may be described as a piece-wise defined function.**HINT:** There are infinitely many pieces!(c) Is $\lfloor a + b \rfloor = \lfloor a \rfloor + \lfloor b \rfloor$ always true? What if a or b is an integer? Test some values, make a conjecture, and explain your result.

⁸The use of the letter \mathbb{Z} for the integers is ostensibly because the German word *zahlen* means ‘to count.’

13. We have through our examples tried to convince you that, in general, $f(a + b) \neq f(a) + f(b)$. It has been our experience that students refuse to believe us so we'll try again with a different approach. With the help of your classmates, find a function f for which the following properties are always true.

(a) $f(0) = f(-1 + 1) = f(-1) + f(1)$

(b) $f(5) = f(2 + 3) = f(2) + f(3)$

(c) $f(-6) = f(0 - 6) = f(0) - f(6)$

(d) $f(a + b) = f(a) + f(b)$ regardless of what two numbers we give you for a and b .

How many functions did you find that failed to satisfy the conditions above? Did $f(x) = x^2$ work? What about $f(x) = \sqrt{x}$ or $f(x) = 3x + 7$ or $f(x) = \frac{1}{x}$? Did you find an attribute common to those functions that did succeed? You should have, because there is only one extremely special family of functions that actually works here. Thus we return to our previous statement, **in general**, $f(a + b) \neq f(a) + f(b)$.

1.5.2 ANSWERS

$$1. f(x) = \frac{4}{\sqrt{x-13}}$$

Domain: $[0, 169) \cup (169, \infty)$

$$2. g(x) = \frac{4}{\sqrt{x-13}}$$

Domain: $(13, \infty)$

$$5. \begin{aligned} & \text{(a) } 2 \\ & \text{(b) } 6 \\ & \text{(c) } -\frac{1}{4} \end{aligned}$$

$$6. \begin{aligned} & \text{(a) } \frac{2}{27} \\ & \text{(b) } -2 \\ & \text{(c) } \frac{16}{27} \\ & \text{(d) } \frac{1}{32x^3} \\ & \text{(e) } \frac{8}{x^3} \end{aligned}$$

$$7. \begin{aligned} & \text{(a) } 16 \\ & \text{(b) } 4 \\ & \text{(c) } 12a^2 + 6a - 2 \\ & \text{(d) } 6a^2 + 6a - 4 \\ & \text{(e) } 3a^2 + 15a + 16 \end{aligned}$$

$$8. \begin{aligned} & \text{(a) } f(-4) = 1 \\ & \text{(b) } f(-3) = 2 \end{aligned}$$

$$9. \begin{aligned} & \text{(a) } f(4) = 4 \\ & \text{(b) } f(-3) = 9 \\ & \text{(c) } f(1) = 0 \end{aligned}$$

$$3. h(x) = \frac{4}{\sqrt{x}} - 13$$

Domain: $(0, \infty)$

$$4. k(x) = \sqrt{\frac{4}{x}} - 13$$

Domain: $(0, \infty)$

$$\begin{aligned} & \text{(d) } 16x^2 - 12x + 2 & \text{(g) } x^2 - 11x + 30 \\ & \text{(e) } 4x^2 - 12x + 8 & \text{(h) } x^2 - 3x - 2 \\ & \text{(f) } x^2 + 3x + 2 & \text{(i) } x^4 - 3x^2 + 2 \end{aligned}$$

$$\begin{aligned} & \text{(f) } -\frac{2}{x^3} \\ & \text{(g) } \frac{2}{(x-4)^3} = \frac{2}{x^3 - 12x^2 + 48x - 64} \\ & \text{(h) } \frac{2}{x^3} - 4 = \frac{2 - 4x^3}{x^3} \\ & \text{(i) } \frac{2}{x^6} \end{aligned}$$

$$\begin{aligned} & \text{(f) } 3a^2 + 3a + 14 \\ & \text{(g) } \frac{12}{a^2} + \frac{6}{a} - 2 \\ & \text{(h) } \frac{3a^2}{2} + \frac{3a}{2} - 1 \\ & \text{(i) } 3a^2 + 6ah + 3h^2 + 3a + 3h - 2 \end{aligned}$$

$$\begin{aligned} & \text{(c) } f(3) = 0 & \text{(e) } f(-3.001) = 1.999 \\ & \text{(d) } f(3.001) = 1.999 & \text{(f) } f(2) = \sqrt{5} \end{aligned}$$

$$\begin{aligned} & \text{(d) } f(0) = 1 \\ & \text{(e) } f(-1) = 1 \\ & \text{(f) } f(-0.999) \approx 0.0447101778 \end{aligned}$$

10. (a) $(-\infty, \infty)$ (i) $(-\infty, \infty)$
(b) $(-\infty, \infty)$ (j) $(-\infty, 8) \cup (8, \infty)$
(c) $(-\infty, -6) \cup (-6, 6) \cup (6, \infty)$ (k) $[0, 8) \cup (8, \infty)$
(d) $[\frac{1}{3}, \infty)$ (l) $(8, \infty)$
(e) $(\frac{1}{3}, \infty)$ (m) $(-\infty, 8) \cup (8, \infty)$
(f) $(-\infty, \infty)$ (n) $[7, 9]$
(g) $[\frac{1}{3}, 3) \cup (3, \infty)$ (o) $(-\infty, -\frac{1}{2}) \cup (-\frac{1}{2}, 0) \cup (0, \frac{1}{2}) \cup (\frac{1}{2}, \infty)$
(h) $[\frac{1}{3}, 6) \cup (6, \infty)$ (p) $[0, 25) \cup (25, \infty)$
11. The applied domain of P is $[0, \infty)$. The range is some subset of the natural numbers because we cannot have fractional Sasquatch. This was a bit of a trick question and we'll address the notion of mathematical modeling more thoroughly in later chapters. $P(0) = 0$ means that there were no Sasquatch in Portage County in 1803. $P(205) \approx 139.77$ would mean there were 139 or 140 Sasquatch in Portage County in 2008.
12. (a) $\lfloor 0.785 \rfloor = 0$, $\lfloor 117 \rfloor = 117$, $\lfloor -2.001 \rfloor = -3$, and $\lfloor \pi + 6 \rfloor = 9$

1.6 FUNCTION ARITHMETIC

In the previous section we used the newly defined function notation to make sense of expressions such as ‘ $f(x) + 2$ ’ and ‘ $2f(x)$ ’ for a given function f . It would seem natural, then, that functions should have their own arithmetic which is consistent with the arithmetic of real numbers. The following definitions allow us to add, subtract, multiply and divide functions using the arithmetic we already know for real numbers.

Function Arithmetic

Suppose f and g are functions and x is an element common to the domains of f and g .

- The **sum** of f and g , denoted $f + g$, is the function defined by the formula:

$$(f + g)(x) = f(x) + g(x)$$

- The **difference** of f and g , denoted $f - g$, is the function defined by the formula:

$$(f - g)(x) = f(x) - g(x)$$

- The **product** of f and g , denoted fg , is the function defined by the formula:

$$(fg)(x) = f(x)g(x)$$

- The **quotient** of f and g , denoted $\frac{f}{g}$, is the function defined by the formula:

$$\left(\frac{f}{g}\right)(x) = \frac{f(x)}{g(x)},$$

provided $g(x) \neq 0$.

In other words, to add two functions, we add their outputs; to subtract two functions, we subtract their outputs, and so on. Note that while the formula $(f + g)(x) = f(x) + g(x)$ looks suspiciously like some kind of distributive property, it is nothing of the sort; the addition on the left hand side of the equation is **function** addition, and we are using this equation to **define** the output of the new function $f + g$ as the sum of the real number outputs from f and g .¹

EXAMPLE 1.6.1. Let $f(x) = 6x^2 - 2x$ and $g(x) = 3 - \frac{1}{x}$. Find and simplify expressions for

1. $(f + g)(x)$

3. $(fg)(x)$

2. $(g - f)(x)$

4. $\left(\frac{g}{f}\right)(x)$

¹The author is well aware that this point is pedantic, and lost on most readers.

In addition, find the domain of each of these functions.

SOLUTION.

1. $(f + g)(x)$ is defined to be $f(x) + g(x)$. To that end, we get

$$\begin{aligned}
 (f + g)(x) &= f(x) + g(x) \\
 &= (6x^2 - 2x) + \left(3 - \frac{1}{x}\right) \\
 &= 6x^2 - 2x + 3 - \frac{1}{x} \\
 &= \frac{6x^3}{x} - \frac{2x^2}{x} + \frac{3x}{x} - \frac{1}{x} && \text{get common denominators} \\
 &= \frac{6x^3 - 2x^2 + 3x - 1}{x}
 \end{aligned}$$

To find the domain of $(f + g)$ we do so **before** we simplify, that is, at the step

$$(6x^2 - 2x) + \left(3 - \frac{1}{x}\right)$$

We see $x \neq 0$, but everything else is fine. Hence, the domain is $(-\infty, 0) \cup (0, \infty)$.

2. $(g - f)(x)$ is defined to be $g(x) - f(x)$. To that end, we get

$$\begin{aligned}
 (g - f)(x) &= g(x) - f(x) \\
 &= \left(3 - \frac{1}{x}\right) - (6x^2 - 2x) \\
 &= 3 - \frac{1}{x} - 6x^2 + 2x \\
 &= \frac{3x}{x} - \frac{1}{x} - \frac{6x^3}{x} + \frac{2x^2}{x} && \text{get common denominators} \\
 &= \frac{-6x^3 + 2x^2 + 3x - 1}{x}
 \end{aligned}$$

Looking at the expression for $(g - f)$ before we simplified

$$\left(3 - \frac{1}{x}\right) - (6x^2 - 2x)$$

we see, as before, $x \neq 0$ is the only restriction. The domain is $(-\infty, 0) \cup (0, \infty)$.

3. $(fg)(x)$ is defined to be $f(x)g(x)$. Substituting yields

$$\begin{aligned}
 (fg)(x) &= f(x)g(x) \\
 &= (6x^2 - 2x) \left(3 - \frac{1}{x}\right) \\
 &= (6x^2 - 2x) \left(\frac{3x - 1}{x}\right) \\
 &= \left(\frac{2x(3x - 1)}{1}\right) \left(\frac{3x - 1}{x}\right) \quad \text{factor} \\
 &= \left(\frac{2\cancel{x}(3x - 1)}{1}\right) \left(\frac{3x - 1}{\cancel{x}}\right) \quad \text{cancel} \\
 &= 2(3x - 1)^2 \\
 &= 2(9x^2 - 6x + 1) \\
 &= 18x^2 - 12x + 2
 \end{aligned}$$

To determine the domain, we check the step just after we substituted

$$(6x^2 - 2x) \left(3 - \frac{1}{x}\right)$$

which gives us, as before, the domain: $(-\infty, 0) \cup (0, \infty)$.

4. $\left(\frac{g}{f}\right)(x)$ is defined to be $\frac{g(x)}{f(x)}$. Thus we have

$$\begin{aligned}
 \left(\frac{g}{f}\right)(x) &= \frac{g(x)}{f(x)} \\
 &= \frac{3 - \frac{1}{x}}{6x^2 - 2x} \\
 &= \frac{3 - \frac{1}{x}}{6x^2 - 2x} \cdot \frac{x}{x} \quad \text{simplify complex fractions} \\
 &= \frac{\left(3 - \frac{1}{x}\right)x}{(6x^2 - 2x)x} \\
 &= \frac{3x - 1}{(6x^2 - 2x)x}
 \end{aligned}$$

$$\begin{aligned}
 &= \frac{3x-1}{2x^2(3x-1)} && \text{factor} \\
 &= \frac{\overset{1}{\cancel{(3x-1)}}}{2x^2\cancel{(3x-1)}} && \text{cancel} \\
 &= \frac{1}{2x^2}
 \end{aligned}$$

To find the domain, we consider the first step after substitution:

$$\frac{3 - \frac{1}{x}}{6x^2 - 2x}$$

To avoid division by zero in the ‘little’ fraction, $\frac{1}{x}$, we need $x \neq 0$. For the ‘big’ fraction we set $6x^2 - 2x = 0$ and solve: $2x(3x - 1) = 0$ and get $x = 0, \frac{1}{3}$. Thus we must exclude $x = \frac{1}{3}$ as well, resulting in a domain of $(-\infty, 0) \cup (0, \frac{1}{3}) \cup (\frac{1}{3}, \infty)$. \square

We close this section with concept of the **difference quotient** of a function. It is a critical tool for Calculus and also a great way to practice function notation.²

DEFINITION 1.6. Given a function, f , the **difference quotient** of f is the expression:

$$\frac{f(x+h) - f(x)}{h}$$

EXAMPLE 1.6.2. Find and simplify the difference quotients for the following functions

1. $f(x) = x^2 - x - 2$

2. $g(x) = \frac{3}{2x+1}$

SOLUTION.

1. To find $f(x+h)$, we replace every occurrence of x in the formula $f(x) = x^2 - x - 2$ with the quantity $(x+h)$ to get

$$\begin{aligned}
 f(x+h) &= (x+h)^2 - (x+h) - 2 \\
 &= x^2 + 2xh + h^2 - x - h - 2.
 \end{aligned}$$

So the difference quotient is

$$\frac{f(x+h) - f(x)}{h} = \frac{(x^2 + 2xh + h^2 - x - h - 2) - (x^2 - x - 2)}{h}$$

²You may need to brush up on your Intermediate Algebra skills, as well.

$$\begin{aligned}
&= \frac{x^2 + 2xh + h^2 - x - h - 2 - x^2 + x + 2}{h} \\
&= \frac{2xh + h^2 - h}{h} \\
&= \frac{h(2x + h - 1)}{h} && \text{factor} \\
&= \frac{\cancel{h}(2x + h - 1)}{\cancel{h}} && \text{cancel} \\
&= 2x + h - 1.
\end{aligned}$$

2. To find $g(x + h)$, we replace every occurrence of x in the formula $g(x) = \frac{3}{2x + 1}$ with the quantity $(x + h)$

$$\begin{aligned}
g(x + h) &= \frac{3}{2(x + h) + 1} \\
&= \frac{3}{2x + 2h + 1},
\end{aligned}$$

which yields

$$\begin{aligned}
\frac{g(x + h) - g(x)}{h} &= \frac{\frac{3}{2x + 2h + 1} - \frac{3}{2x + 1}}{h} \\
&= \frac{\frac{3}{2x + 2h + 1} - \frac{3}{2x + 1}}{h} \cdot \frac{(2x + 2h + 1)(2x + 1)}{(2x + 2h + 1)(2x + 1)} \\
&= \frac{3(2x + 1) - 3(2x + 2h + 1)}{h(2x + 2h + 1)(2x + 1)} \\
&= \frac{6x + 3 - 6x - 6h - 3}{h(2x + 2h + 1)(2x + 1)} \\
&= \frac{-6h}{h(2x + 2h + 1)(2x + 1)} \\
&= \frac{-6\cancel{h}}{\cancel{h}(2x + 2h + 1)(2x + 1)} \\
&= \frac{-6}{(2x + 2h + 1)(2x + 1)}.
\end{aligned}$$

For reasons which will become clear in Calculus, we do not expand the denominator. □

1.6.1 EXERCISES

1. Let $f(x) = \sqrt{x}$, $g(x) = x + 10$ and $h(x) = \frac{1}{x}$.

(a) Compute the following function values.

i. $(f + g)(4)$ ii. $(g - h)(7)$ iii. $(fh)(25)$ iv. $\left(\frac{h}{g}\right)(3)$

(b) Find the domain of the following functions then simplify their expressions.

i. $(f + g)(x)$ iii. $(fh)(x)$ v. $\left(\frac{g}{h}\right)(x)$
 ii. $(g - h)(x)$ iv. $\left(\frac{h}{g}\right)(x)$ vi. $(h - f)(x)$

2. Let $f(x) = 3\sqrt{x} - 1$, $g(x) = 2x^2 - 3x - 2$ and $h(x) = \frac{3}{2 - x}$.

(a) Compute the following function values.

i. $(f + g)(4)$ ii. $(g - h)(1)$ iii. $(fh)(0)$ iv. $\left(\frac{h}{g}\right)(-1)$

(b) Find the domain of the following functions then simplify their expressions.

i. $(f - g)(x)$ ii. $(gh)(x)$ iii. $\left(\frac{f}{g}\right)(x)$ iv. $\left(\frac{f}{h}\right)(x)$

3. Let $f(x) = \sqrt{6x - 2}$, $g(x) = x^2 - 36$, and $h(x) = \frac{1}{x - 4}$.

(a) Compute the following function values.

i. $(f + g)(3)$ iii. $\left(\frac{f}{g}\right)(4)$ v. $(g + h)(-4)$
 ii. $(g - h)(8)$ iv. $(fh)(8)$ vi. $\left(\frac{h}{g}\right)(-12)$

(b) Find the domain of the following functions and simplify their expressions.

i. $(f + g)(x)$ iii. $\left(\frac{f}{g}\right)(x)$ v. $(g + h)(x)$
 ii. $(g - h)(x)$ iv. $(fh)(x)$ vi. $\left(\frac{h}{g}\right)(x)$

4. Find and simplify the difference quotient $\frac{f(x+h) - f(x)}{h}$ for the following functions.

(a) $f(x) = 2x - 5$

(b) $f(x) = -3x + 5$

(c) $f(x) = 6$

(d) $f(x) = 3x^2 - x$

(e) $f(x) = -x^2 + 2x - 1$

(f) $f(x) = x^3 + 1$

(g) $f(x) = \frac{2}{x}$

(h) $f(x) = \frac{3}{1-x}$

(i) $f(x) = \frac{x}{x-9}$

(j) $f(x) = \sqrt{x}$ ³

(k) $f(x) = mx + b$ where $m \neq 0$

(l) $f(x) = ax^2 + bx + c$ where $a \neq 0$

³Rationalize the numerator. It won't look 'simplified' per se, but work through until you can cancel the 'h'.

1.6.2 ANSWERS

1. (a) i. $(f + g)(4) = 16$ ii. $(g - h)(7) = \frac{118}{7}$ iii. $(fh)(25) = \frac{1}{5}$ iv. $\left(\frac{h}{g}\right)(3) = \frac{1}{39}$
- (b) i. $(f + g)(x) = \sqrt{x} + x + 10$
Domain: $[0, \infty)$
- ii. $(g - h)(x) = x + 10 - \frac{1}{x}$
Domain: $(-\infty, 0) \cup (0, \infty)$
- iii. $(fh)(x) = \frac{1}{\sqrt{x}}$
Domain: $(0, \infty)$
- iv. $\left(\frac{h}{g}\right)(x) = \frac{1}{x(x + 10)}$
Domain: $(-\infty, -10) \cup (-10, 0) \cup (0, \infty)$
- v. $\left(\frac{g}{h}\right)(x) = x(x + 10)$
Domain: $(-\infty, 0) \cup (0, \infty)$
- vi. $(h - f)(x) = \frac{1}{x} - \sqrt{x}$
Domain: $(0, \infty)$
2. (a) i. $(f + g)(4) = 23$ ii. $(g - h)(1) = -6$ iii. $(fh)(0) = -\frac{3}{2}$ iv. $\left(\frac{h}{g}\right)(-1) = \frac{1}{3}$
- (b) i. $(f - g)(x) = -2x^2 + 3x + 3\sqrt{x} + 1$
Domain: $[0, \infty)$
- ii. $(gh)(x) = -6x - 3$
Domain: $(-\infty, 2) \cup (2, \infty)$
- iii. $\left(\frac{f}{g}\right)(x) = \frac{3\sqrt{x} - 1}{2x^2 - 3x - 2}$
Domain: $[0, 2) \cup (2, \infty)$
- iv. $\left(\frac{f}{h}\right)(x) = -x\sqrt{x} + \frac{1}{3}x + 2\sqrt{x} - \frac{2}{3}$
Domain: $[0, 2) \cup (2, \infty)$
3. (a) i. $(f + g)(3) = -23$ iii. $\left(\frac{f}{g}\right)(4) = -\frac{\sqrt{22}}{20}$ v. $(g + h)(-4) = -\frac{161}{8}$
- ii. $(g - h)(8) = \frac{111}{4}$ iv. $(fh)(8) = \frac{\sqrt{46}}{4}$ vi. $\left(\frac{h}{g}\right)(-12) = -\frac{1}{1728}$
- (b) i. $(f + g)(x) = x^2 - 36 + \sqrt{6x - 2}$
Domain: $\left[\frac{1}{3}, \infty\right)$
- ii. $(g - h)(x) = x^2 - 36 - \frac{1}{x - 4}$
Domain: $(-\infty, 4) \cup (4, \infty)$
- iii. $\left(\frac{f}{g}\right)(x) = \frac{\sqrt{6x - 2}}{x^2 - 36}$
Domain: $\left[\frac{1}{3}, 6\right) \cup (6, \infty)$
- iv. $(fh)(x) = \frac{\sqrt{6x - 2}}{x - 4}$
Domain: $\left[\frac{1}{3}, 4\right) \cup (4, \infty)$
- v. $(g + h)(x) = x^2 - 36 + \frac{1}{x - 4}$
Domain: $(-\infty, 4) \cup (4, \infty)$
- vi. $\left(\frac{h}{g}\right)(x) = \frac{1}{(x - 4)(x^2 - 36)}$
Domain: $(-\infty, -6) \cup (-6, 4) \cup (4, 6) \cup (6, \infty)$

4. (a) 2

(b) -3

(c) 0

(d) $6x + 3h - 1$

(e) $-2x - h + 2$

(f) $3x^2 + 3xh + h^2$

(g) $-\frac{2}{x(x+h)}$

(h) $\frac{3}{(1-x-h)(1-x)}$

(i) $\frac{-9}{(x-9)(x+h-9)}$

(j) $\frac{1}{\sqrt{x+h} + \sqrt{x}}$

(k) m

(l) $2ax + ah + b$

1.7 GRAPHS OF FUNCTIONS

In Section 1.4 we defined a function as a special type of relation; one in which each x -coordinate was matched with only one y -coordinate. We spent most of our time in that section looking at functions graphically because they were, after all, just sets of points in the plane. Then in Section 1.5 we described a function as a process and defined the notation necessary to work with functions algebraically. So now it's time to look at functions graphically again, only this time we'll do so with the notation defined in Section 1.5. We start with what should not be a surprising connection.

The Fundamental Graphing Principle for Functions

The graph of a function f is the set of points which satisfy the equation $y = f(x)$. That is, the point (x, y) is on the graph of f if and only if $y = f(x)$.

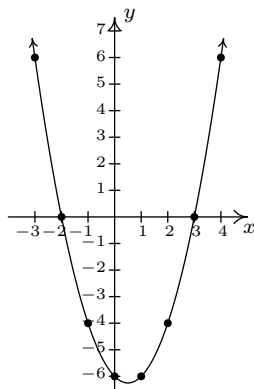
EXAMPLE 1.7.1. Graph $f(x) = x^2 - x - 6$.

SOLUTION. To graph f , we graph the equation $y = f(x)$. To this end, we use the techniques outlined in Section 1.3. Specifically, we check for intercepts, test for symmetry, and plot additional points as needed. To find the x -intercepts, we set $y = 0$. Since $y = f(x)$, this means $f(x) = 0$.

$$\begin{aligned} f(x) &= x^2 - x - 6 \\ 0 &= x^2 - x - 6 \\ 0 &= (x - 3)(x + 2) \quad \text{factor} \\ x - 3 = 0 &\text{ or } x + 2 = 0 \\ x &= -2, 3 \end{aligned}$$

So we get $(-2, 0)$ and $(3, 0)$ as x -intercepts. To find the y -intercept, we set $x = 0$. Using function notation, this is the same as finding $f(0)$ and $f(0) = 0^2 - 0 - 6 = -6$. Thus the y -intercept is $(0, -6)$. As far as symmetry is concerned, we can tell from the intercepts that the graph possesses none of the three symmetries discussed thus far. (You should verify this.) We can make a table analogous to the ones we made in Section 1.3, plot the points and connect the dots in a somewhat pleasing fashion to get the graph below on the right.

x	$f(x)$	$(x, f(x))$
-3	6	$(-3, 6)$
-2	0	$(-2, 0)$
-1	-4	$(-1, -4)$
0	-6	$(0, -6)$
1	-6	$(1, -6)$
2	-4	$(2, -4)$
3	0	$(3, 0)$
4	6	$(4, 6)$



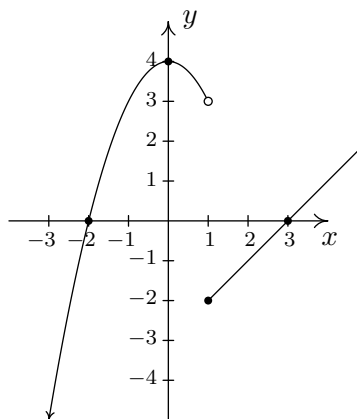
□

Graphing piecewise-defined functions is a bit more of a challenge.

EXAMPLE 1.7.2. Graph: $f(x) = \begin{cases} 4 - x^2 & \text{if } x < 1 \\ x - 3, & \text{if } x \geq 1 \end{cases}$

SOLUTION. We proceed as before: finding intercepts, testing for symmetry and then plotting additional points as needed. To find the x -intercepts, as before, we set $f(x) = 0$. The twist is that we have two formulas for $f(x)$. For $x < 1$, we use the formula $f(x) = 4 - x^2$. Setting $f(x) = 0$ gives $0 = 4 - x^2$, so that $x = \pm 2$. However, of these two answers, only $x = -2$ fits in the domain $x < 1$ for this piece. This means the only x -intercept for the $x < 1$ region of the x -axis is $(-2, 0)$. For $x \geq 1$, $f(x) = x - 3$. Setting $f(x) = 0$ gives $0 = x - 3$, or $x = 3$. Since $x = 3$ satisfies the inequality $x \geq 1$, we get $(3, 0)$ as another x -intercept. Next, we seek the y -intercept. Notice that $x = 0$ falls in the domain $x < 1$. Thus $f(0) = 4 - 0^2 = 4$ yields the y -intercept $(0, 4)$. As far as symmetry is concerned, you can check that the equation $y = 4 - x^2$ is symmetric about the y -axis; unfortunately, this equation (and its symmetry) is valid only for $x < 1$. You can also verify $y = x - 3$ possesses none of the symmetries discussed in the Section 1.3. When plotting additional points, it is important to keep in mind the restrictions on x for each piece of the function. The sticking point for this function is $x = 1$, since this is where the equations change. When $x = 1$, we use the formula $f(x) = x - 3$, so the point on the graph $(1, f(1))$ is $(1, -2)$. However, for all values less than 1, we use the formula $f(x) = 4 - x^2$. As we have discussed earlier in Section 1.2, there is no real number which immediately precedes $x = 1$ on the number line. Thus for the values $x = 0.9$, $x = 0.99$, $x = 0.999$, and so on, we find the corresponding y values using the formula $f(x) = 4 - x^2$. Making a table as before, we see that as the x values sneak up to $x = 1$ in this fashion, the $f(x)$ values inch closer and closer¹ to $4 - 1^2 = 3$. To indicate this graphically, we use an open circle at the point $(1, 3)$. Putting all of this information together and plotting additional points, we get

x	$f(x)$	$(x, f(x))$
0.9	3.19	$(0.9, 3.19)$
0.99	≈ 3.02	$(0.99, 3.02)$
0.999	≈ 3.002	$(0.999, 3.002)$



□

¹We've just stepped into Calculus here!

In the previous two examples, the x -coordinates of the x -intercepts of the graph of $y = f(x)$ were found by solving $f(x) = 0$. For this reason, they are called the **zeros** of f .

DEFINITION 1.7. The **zeros** of a function f are the solutions to the equation $f(x) = 0$. In other words, x is a zero of f if and only if $(x, 0)$ is an x -intercept of the graph of $y = f(x)$.

Of the three symmetries discussed in Section 1.3, only two are of significance to functions: symmetry about the y -axis and symmetry about the origin.² Recall that we can test whether the graph of an equation is symmetric about the y -axis by replacing x with $-x$ and checking to see if an equivalent equation results. If we are graphing the equation $y = f(x)$, substituting $-x$ for x results in the equation $y = f(-x)$. In order for this equation to be equivalent to the original equation $y = f(x)$ we need $f(-x) = f(x)$. In a similar fashion, we recall that to test an equation's graph for symmetry about the origin, we replace x and y with $-x$ and $-y$, respectively. Doing this substitution in the equation $y = f(x)$ results in $-y = f(-x)$. Solving the latter equation for y gives $y = -f(-x)$. In order for this equation to be equivalent to the original equation $y = f(x)$ we need $-f(-x) = f(x)$, or, equivalently, $f(-x) = -f(x)$. These results are summarized below.

Steps for testing if the graph of a function possesses symmetry

The graph of a function f is symmetric:

- About the y -axis if and only if $f(-x) = f(x)$ for all x in the domain of f .
- About the origin if and only if $f(-x) = -f(x)$ for all x in the domain of f .

For reasons which won't become clear until we study polynomials, we call a function **even** if its graph is symmetric about the y -axis or **odd** if its graph is symmetric about the origin. Apart from a very specialized family of functions which are both even and odd,³ functions fall into one of three distinct categories: even, odd, or neither even nor odd.

EXAMPLE 1.7.3. Analytically determine if the following functions are even, odd, or neither even nor odd. Verify your result with a graphing calculator.

1. $f(x) = \frac{5}{2 - x^2}$

4. $i(x) = \frac{5x}{2x - x^3}$

2. $g(x) = \frac{5x}{2 - x^2}$

5. $j(x) = x^2 - \frac{x}{100} - 1$

3. $h(x) = \frac{5x}{2 - x^3}$

SOLUTION. The first step in all of these problems is to replace x with $-x$ and simplify.

²Why are we so dismissive about symmetry about the x -axis for graphs of functions?

³Any ideas?

1.

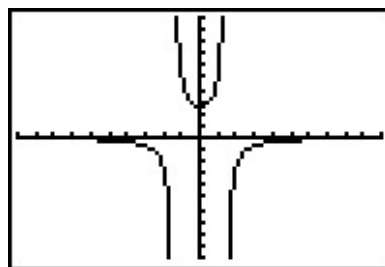
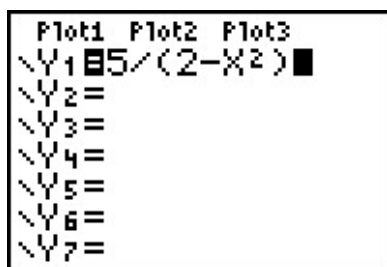
$$f(x) = \frac{5}{2-x^2}$$

$$f(-x) = \frac{5}{2-(-x)^2}$$

$$f(-x) = \frac{5}{2-x^2}$$

$$f(-x) = f(x)$$

Hence, f is **even**. The graphing calculator furnishes the following:



This suggests⁴ the graph of f is symmetric about the y -axis, as expected.

2.

$$g(x) = \frac{5x}{2-x^2}$$

$$g(-x) = \frac{5(-x)}{2-(-x)^2}$$

$$g(-x) = \frac{-5x}{2-x^2}$$

It doesn't appear that $g(-x)$ is equivalent to $g(x)$. To prove this, we check with an x value. After some trial and error, we see that $g(1) = 5$ whereas $g(-1) = -5$. This proves that g is not even, but it doesn't rule out the possibility that g is odd. (Why not?) To check if g is odd, we compare $g(-x)$ with $-g(x)$

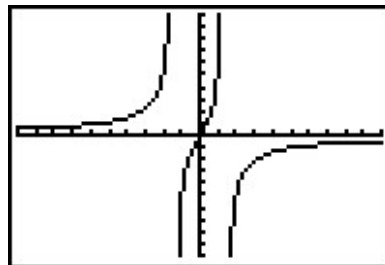
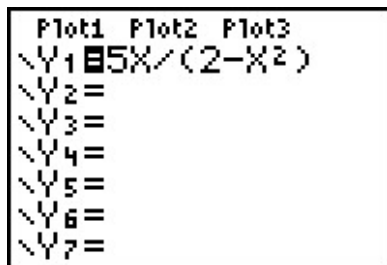
$$-g(x) = -\frac{5x}{2-x^2}$$

$$= \frac{-5x}{2-x^2}$$

$$-g(x) = g(-x)$$

Hence, g is odd. Graphically,

⁴'Suggests' is about the extent of what it can do.



The calculator indicates the graph of g is symmetric about the origin, as expected.

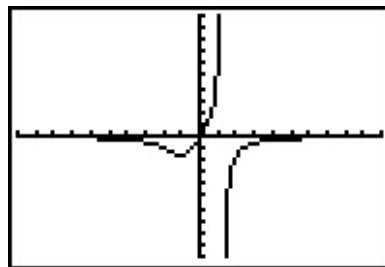
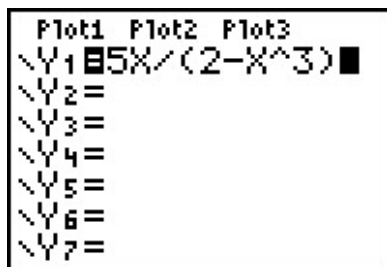
3.

$$h(x) = \frac{5x}{2 - x^3}$$

$$h(-x) = \frac{5(-x)}{2 - (-x)^3}$$

$$h(-x) = \frac{-5x}{2 + x^3}$$

Once again, $h(-x)$ doesn't appear to be equivalent to $h(x)$. We check with an x value, for example, $h(1) = 5$ but $h(-1) = -\frac{5}{3}$. This proves that h is not even and it also shows h is not odd. (Why?) Graphically,



The graph of h appears to be neither symmetric about the y -axis nor the origin.

4.

$$i(x) = \frac{5x}{2x - x^3}$$

$$i(-x) = \frac{5(-x)}{2(-x) - (-x)^3}$$

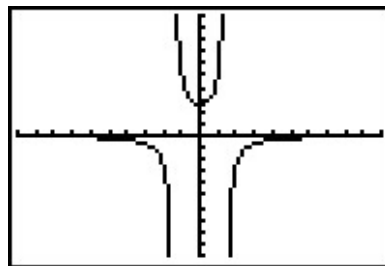
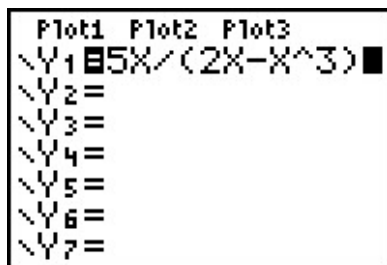
$$i(-x) = \frac{-5x}{-2x + x^3}$$

The expression $i(-x)$ doesn't appear to be equivalent to $i(x)$. However, after checking some x values, for example $x = 1$ yields $i(1) = 5$ and $i(-1) = 5$, it appears that $i(-x)$ does, in fact, equal $i(x)$. However, while this suggests i is even, it doesn't **prove** it. (It does, however,

prove i is not odd.) To prove $i(-x) = i(x)$, we need to manipulate our expressions for $i(x)$ and $i(-x)$ and show they are equivalent. A clue as to how to proceed is in the numerators: in the formula for $i(x)$, the numerator is $5x$ and in $i(-x)$ the numerator is $-5x$. To re-write $i(x)$ with a numerator of $-5x$, we need to multiply its numerator by -1 . To keep the value of the fraction the same, we need to multiply the denominator by -1 as well. Thus

$$\begin{aligned} i(x) &= \frac{5x}{2x - x^3} \\ &= \frac{(-1)5x}{(-1)(2x - x^3)} \\ &= \frac{-5x}{-2x + x^3} \end{aligned}$$

Hence, $i(x) = i(-x)$, so i is even. The calculator supports our conclusion.



5.

$$\begin{aligned} j(x) &= x^2 - \frac{x}{100} - 1 \\ j(-x) &= (-x)^2 - \frac{-x}{100} - 1 \\ j(-x) &= x^2 + \frac{x}{100} - 1 \end{aligned}$$

The expression for $j(-x)$ doesn't seem to be equivalent to $j(x)$, so we check using $x = 1$ to get $j(1) = -\frac{1}{100}$ and $j(-1) = \frac{1}{100}$. This rules out j being even. However, it doesn't rule out j being odd. Examining $-j(x)$ gives

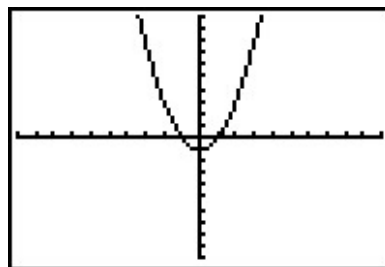
$$\begin{aligned} j(x) &= x^2 - \frac{x}{100} - 1 \\ -j(x) &= -\left(x^2 - \frac{x}{100} - 1\right) \\ -j(x) &= -x^2 + \frac{x}{100} + 1 \end{aligned}$$

The expression $-j(x)$ doesn't seem to match $j(-x)$ either. Testing $x = 2$ gives $j(2) = \frac{149}{50}$ and $j(-2) = \frac{151}{50}$, so j is not odd, either. The calculator gives:

```

Plot1 Plot2 Plot3
\Y1 X^2-X/100-1
\Y2 =
\Y3 =
\Y4 =
\Y5 =
\Y6 =
\Y7 =

```



The calculator suggests that the graph of j is symmetric about the y -axis which would imply that j is even. However, we have proven that is not the case. \square

There are two lessons to be learned from the last example. The first is that sampling function values at particular x values is not enough to prove that a function is even or odd – despite the fact that $j(-1) = -j(1)$, j turned out not to be odd. Secondly, while the calculator may **suggest** mathematical truths, it is the algebra which **proves** mathematical truths.⁵

1.7.1 GENERAL FUNCTION BEHAVIOR

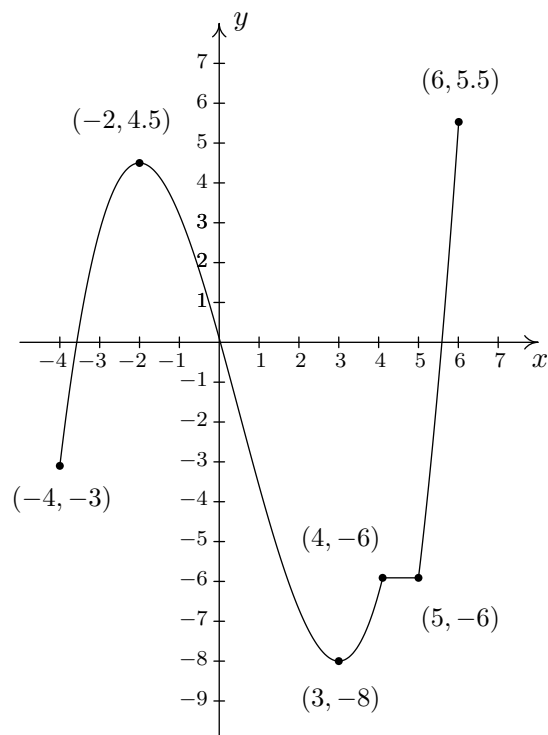
The last topic we wish to address in this section is general function behavior. As you shall see in the next several chapters, each family of functions has its own unique attributes and we will study them all in great detail. The purpose of this section's discussion, then, is to lay the foundation for that further study by investigating aspects of function behavior which apply to all functions. To start, we will examine the concepts of **increasing**, **decreasing**, and **constant**. Before defining the concepts algebraically, it is instructive to first look at them graphically. Consider the graph of the function f given on the next page.

Reading from left to right, the graph 'starts' at the point $(-4, -3)$ and 'ends' at the point $(6, 5.5)$. If we imagine walking from left to right on the graph, between $(-4, -3)$ and $(-2, 4.5)$, we are walking 'uphill'; then between $(-2, 4.5)$ and $(3, -8)$, we are walking 'downhill'; and between $(3, -8)$ and $(4, -6)$, we are walking 'uphill' once more. From $(4, -6)$ to $(5, -6)$, we 'level off', and then resume walking 'uphill' from $(5, -6)$ to $(6, 5.5)$. In other words, for the x values between -4 and -2 (inclusive), the y -coordinates on the graph are getting larger, or **increasing**, as we move from left to right. Since $y = f(x)$, the y values on the graph are the function values, and we say that the function f is **increasing** on the interval $[-4, -2]$. Analogously, we say that f is **decreasing** on the interval $[-2, 3]$ increasing once more on the interval $[3, 4]$, **constant** on $[4, 5]$, and finally increasing once again on $[5, 6]$. It is extremely important to notice that the behavior (increasing, decreasing or constant) occurs on an interval on the x -axis. When we say that the function f is increasing on $[-4, -2]$ we do not mention the actual y values that f attains along the way. Thus, we report **where** the behavior occurs, not to what extent the behavior occurs.⁶ Also notice that we do not say that a function is increasing, decreasing or constant at a single x value. In fact, we would run

⁵Or, in other words, don't rely too heavily on the machine!

⁶The notions of how quickly or how slowly a function increases or decreases are explored in Calculus.

into serious trouble in our previous example if we tried to do so because $x = -2$ is contained in an interval on which f was increasing and one on which it is decreasing. (There's more on this issue and many others in the exercises.)



The graph of $y = f(x)$

We're now ready for the more formal algebraic definitions of what it means for a function to be increasing, decreasing or constant.

DEFINITION 1.8. Suppose f is a function defined on an interval I . We say f is:

- **increasing** on I if and only if $f(a) < f(b)$ for all real numbers a, b in I with $a < b$.
- **decreasing** on I if and only if $f(a) > f(b)$ for all real numbers a, b in I with $a < b$.
- **constant** on I if and only if $f(a) = f(b)$ for all real numbers a, b in I .

It is worth taking some time to see that the algebraic descriptions of increasing, decreasing, and constant as stated in Definition 1.8 agree with our graphical descriptions given earlier. You should look back through the examples and exercise sets in previous sections where graphs were given to see if you can determine the intervals on which the functions are increasing, decreasing or constant. Can you find an example of a function for which none of the concepts in Definition 1.8 apply?

Now let's turn our attention to a few of the points on the graph. Clearly the point $(-2, 4.5)$ does not have the largest y value of all of the points on the graph of f – indeed that honor goes to

$(6, 5.5)$ – but $(-2, 4.5)$ should get some sort of consolation prize for being ‘the top of the hill’ between $x = -4$ and $x = 3$. We say that the function f has a **local maximum**⁷ at the point $(-2, 4.5)$, because the y -coordinate 4.5 is the largest y -value (hence, function value) on the curve ‘near’⁸ $x = -2$. Similarly, we say that the function f has a **local minimum**⁹ at the point $(3, -8)$, since the y -coordinate -8 is the smallest function value near $x = 3$. Although it is tempting to say that local extrema¹⁰ occur when the function changes from increasing to decreasing or vice versa, it is not a precise enough way to define the concepts for the needs of Calculus. At the risk of being pedantic, we will present the traditional definitions and thoroughly vet the pathologies they induce in the exercises. We have one last observation to make before we proceed to the algebraic definitions and look at a fairly tame, yet helpful, example.

If we look at the entire graph, we see the largest y value (hence the largest function value) is 5.5 at $x = 6$. In this case, we say the **maximum**¹¹ of f is 5.5; similarly, the **minimum**¹² of f is -8 . We formalize these concepts in the following definitions.

DEFINITION 1.9. Suppose f is a function with $f(a) = b$.

- We say f has a **local maximum** at the point (a, b) if and only if there is an open interval I containing a for which $f(a) \geq f(x)$ for all x in I . The value $f(a) = b$ is called ‘a local maximum value of f ’ in this case.
- We say f has a **local minimum** at the point (a, b) if and only if there is an open interval I containing a for which $f(a) \leq f(x)$ for all x in I . The value $f(a) = b$ is called ‘a local minimum value of f ’ in this case.
- The value b is called the **maximum** of f if $b \geq f(x)$ for all x in the domain of f .
- The value b is called the **minimum** of f if $b \leq f(x)$ for all x in the domain of f .

It’s important to note that not every function will have all of these features. Indeed, it is possible to have a function with no local or absolute extrema at all! (Any ideas of what such a function’s graph would have to look like?) We shall see in the exercises examples of functions which have one or two, but not all, of these features, some that have instances of each type of extremum and some functions that seem to defy common sense. In all cases, though, we shall adhere to the algebraic definitions above as we explore the wonderful diversity of graphs that functions provide to us.

Here is the ‘tame’ example which was promised earlier. It summarizes all of the concepts presented in this section as well as some from previous sections so you should spend some time thinking deeply about it before proceeding to the exercises.

⁷Also called ‘relative maximum’.

⁸We will make this more precise in a moment.

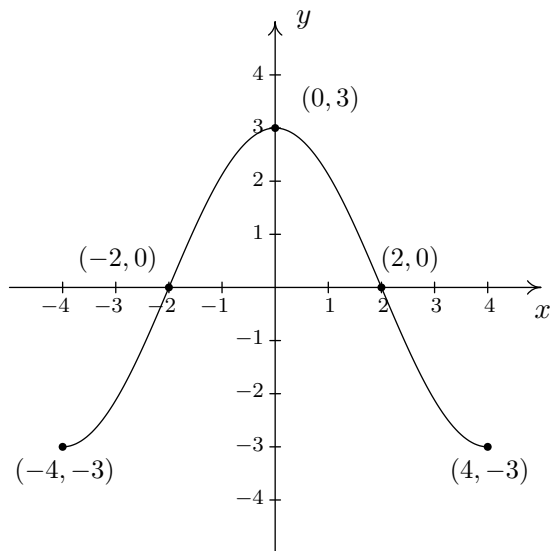
⁹Also called a ‘relative minimum’.

¹⁰‘Maxima’ is the plural of ‘maximum’ and ‘mimima’ is the plural of ‘minimum’. ‘Extrema’ is the plural of ‘extremum’ which combines maximum and minimum.

¹¹Sometimes called the ‘absolute’ or ‘global’ maximum.

¹²Again, ‘absolute’ or ‘global’ minimum can be used.

EXAMPLE 1.7.4. Given the graph of $y = f(x)$ below, answer all of the following questions.

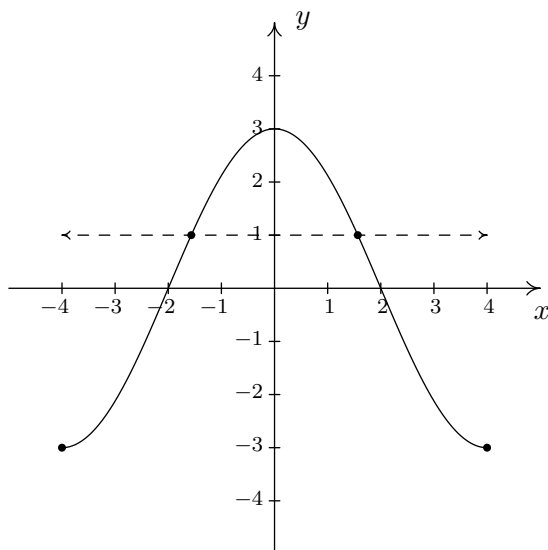


1. Find the domain of f .
2. Find the range of f .
3. Determine $f(2)$.
4. List the x -intercepts, if any exist.
5. List the y -intercepts, if any exist.
6. Find the zeros of f .
7. Solve $f(x) < 0$.
8. Determine the number of solutions to the equation $f(x) = 1$.
9. List the intervals on which f is increasing.
10. List the intervals on which f is decreasing.
11. List the local maximums, if any exist.
12. List the local minimums, if any exist.
13. Find the maximum, if it exists.
14. Find the minimum, if it exists.
15. Does f appear to be even, odd, or neither?

SOLUTION.

1. To find the domain of f , we proceed as in Section 1.4. By projecting the graph to the x -axis, we see the portion of the x -axis which corresponds to a point on the graph is everything from -4 to 4 , inclusive. Hence, the domain is $[-4, 4]$.
2. To find the range, we project the graph to the y -axis. We see that the y values from -3 to 3 , inclusive, constitute the range of f . Hence, our answer is $[-3, 3]$.
3. Since the graph of f is the graph of the equation $y = f(x)$, $f(2)$ is the y -coordinate of the point which corresponds to $x = 2$. Since the point $(2, 0)$ is on the graph, we have $f(2) = 0$.

4. The x -intercepts are the points on the graph with y -coordinate 0, namely $(-2, 0)$ and $(2, 0)$.
5. The y -intercept is the point on the graph with x -coordinate 0, namely $(0, 3)$.
6. The zeros of f are the x -coordinates of the x -intercepts of the graph of $y = f(x)$ which are $x = -2, 2$.
7. To solve $f(x) < 0$, we look for the x values of the points on the graph where the y -coordinate is less than 0. Graphically, we are looking where the graph is **below** the x -axis. This happens for the x values from -4 to -2 and again from 2 to 4 . So our answer is $[-4, -2) \cup (2, 4]$.
8. To find where $f(x) = 1$, we look for points on the graph where the y -coordinate is 1. Even though these points aren't specified, we see that the curve has two points with a y value of 1, as seen in the graph below. That means there are two solutions to $f(x) = 1$.



9. As we move from left to right, the graph rises from $(-4, -3)$ to $(0, 3)$. This means f is increasing on the interval $[-4, 0]$. (Remember, the answer here is an interval on the x -axis.)
10. As we move from left to right, the graph falls from $(0, 3)$ to $(4, -3)$. This means f is decreasing on the interval $[0, 4]$. (Remember, the answer here is an interval on the x -axis.)
11. The function has its only local maximum at $(0, 3)$.
12. There are no local minimums. Why don't $(-4, -3)$ and $(4, -3)$ count? Let's consider the point $(-4, -3)$ for a moment. Recall that, in the definition of local minimum, there needs to be an open interval I which contains $x = -4$ such that $f(-4) < f(x)$ for all x in I different from -4 . But if we put an open interval around $x = -4$ a portion of that interval will lie outside of the domain of f . Because we are unable to fulfill the requirements of the definition

for a local minimum, we cannot claim that f has one at $(-4, -3)$. The point $(4, -3)$ fails for the same reason – no open interval around $x = 4$ stays within the domain of f .

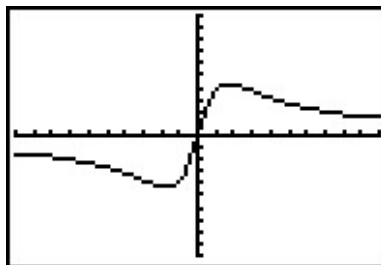
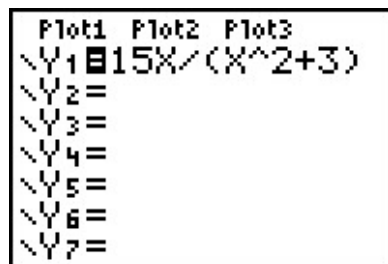
13. The maximum value of f is the largest y -coordinate which is 3.
14. The minimum value of f is the smallest y -coordinate which is -3 .
15. The graph appears to be symmetric about the y -axis. This suggests¹³ that f is even.

□.

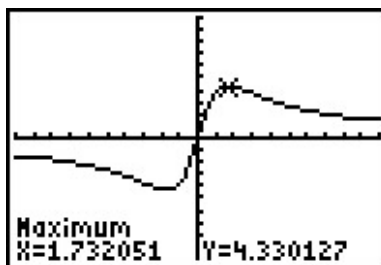
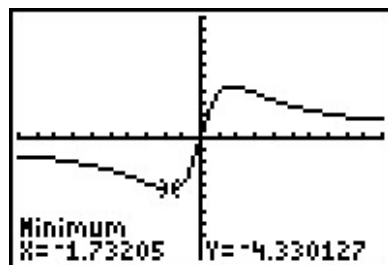
With few exceptions, we will not develop techniques in College Algebra which allow us to determine the intervals on which a function is increasing, decreasing or constant or to find the local maximums and local minimums analytically; this is the business of Calculus.¹⁴ When we have need to find such beasts, we will resort to the calculator. Most graphing calculators have ‘Minimum’ and ‘Maximum’ features which can be used to approximate these values, as demonstrated below.

EXAMPLE 1.7.5. Let $f(x) = \frac{15x}{x^2+3}$. Use a graphing calculator to approximate the intervals on which f is increasing and those on which it is decreasing. Approximate all extrema.

SOLUTION. Entering this function into the calculator gives



Using the Minimum and Maximum features, we get



¹³but does not prove

¹⁴Although, truth be told, there is only one step of Calculus involved, followed by several pages of algebra.

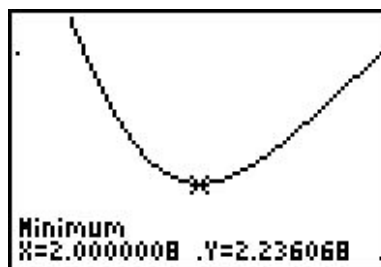
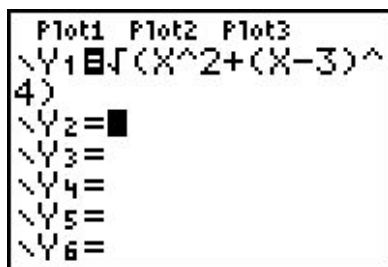
To two decimal places, f appears to have its only local minimum at $(-1.73, -4.33)$ and its only local maximum at $(1, 73, 4.33)$. Given the symmetry about the origin suggested by the graph, the relation between these points shouldn't be too surprising. The function appears to be increasing on $[-1.73, 1.73]$ and decreasing on $(-\infty, -1.73] \cup [1.73, \infty)$. This makes -4.33 the (absolute) minimum and 4.33 the (absolute) maximum. \square

EXAMPLE 1.7.6. Find the points on the graph of $y = (x - 3)^2$ which are closest to the origin. Round your answers to two decimal places.

SOLUTION. Suppose a point (x, y) is on the graph of $y = (x - 3)^2$. Its distance to the origin, $(0, 0)$, is given by

$$\begin{aligned} d &= \sqrt{(x - 0)^2 + (y - 0)^2} \\ &= \sqrt{x^2 + y^2} \\ &= \sqrt{x^2 + [(x - 3)^2]^2} && \text{Since } y = (x - 3)^2 \\ &= \sqrt{x^2 + (x - 3)^4} \end{aligned}$$

Given a value for x , the formula $d = \sqrt{x^2 + (x - 3)^4}$ is the distance from $(0, 0)$ to the point (x, y) on the curve $y = (x - 3)^2$. What we have defined, then, is a function $d(x)$ which we wish to minimize over all values of x . To accomplish this task analytically would require Calculus so as we've mentioned before, we can use a graphing calculator to find an approximate solution. Using the calculator, we enter the function $d(x)$ as shown below and graph.



Using the Minimum feature, we see above on the right that the (absolute) minimum occurs near $x = 2$. Rounding to two decimal places, we get that the minimum distance occurs when $x = 2.00$. To find the y value on the parabola associated with $x = 2.00$, we substitute 2.00 into the equation to get $y = (x - 3)^2 = (2.00 - 3)^2 = 1.00$. So, our final answer is $(2.00, 1.00)$.¹⁵ (What does the y value listed on the calculator screen mean in this problem?) \square

¹⁵It seems silly to list a final answer as $(2.00, 1.00)$. Indeed, Calculus confirms that the **exact** answer to this problem is, in fact, $(2, 1)$. As you are well aware by now, the author is a pedant, and as such, uses the decimal places to remind the reader that **any** result garnered from a calculator in this fashion is an approximation, and should be treated as such.

1.7.2 EXERCISES

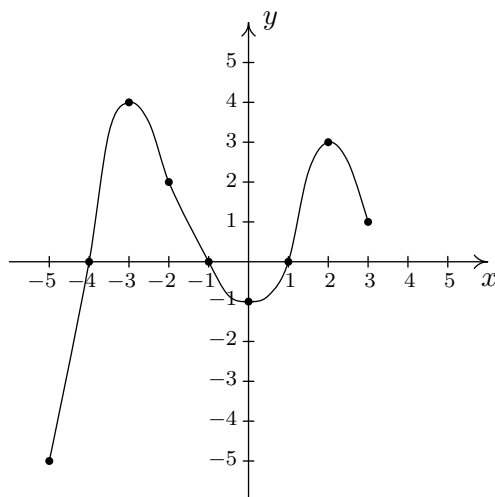
1. Sketch the graphs of the following functions. State the domain of the function, identify any intercepts and test for symmetry.

(a) $f(x) = \frac{x-2}{3}$ (b) $f(x) = \sqrt{5-x}$ (c) $f(x) = \sqrt[3]{x}$ (d) $f(x) = \frac{1}{x^2+1}$

2. Analytically determine if the following functions are even, odd or neither.

(a) $f(x) = 7x$ (d) $f(x) = 4$ (h) $f(x) = x^4 + x^3 + x^2 + x + 1$
 (b) $f(x) = 7x + 2$ (e) $f(x) = 0$ (i) $f(x) = \sqrt{5-x}$
 (c) $f(x) = \frac{1}{x^3}$ (f) $f(x) = x^6 - x^4 + x^2 + 9$ (j) $f(x) = x^2 - x - 6$
 (g) $f(x) = -x^5 - x^3 + x$

3. Given the graph of $y = f(x)$ below, answer all of the following questions.



- (a) Find the domain of f .
 (b) Find the range of f .
 (c) Determine $f(-2)$.
 (d) List the x -intercepts, if any exist.
 (e) List the y -intercepts, if any exist.
 (f) Find the zeros of f .
 (g) Solve $f(x) \geq 0$.
 (h) Determine the number of solutions to the equation $f(x) = 2$.
 (i) List the intervals where f is increasing.
 (j) List the intervals where f is decreasing.
 (k) List the local maximums, if any exist.
 (l) List the local minimums, if any exist.
 (m) Find the maximum, if it exists.
 (n) Find the minimum, if it exists.
 (o) Is f even, odd, or neither?

4. Use your graphing calculator to approximate the local and absolute extrema of the following functions. Approximate the intervals on which the function is increasing and those on which it is decreasing. Round your answers to two decimal places.

(a) $f(x) = x^4 - 3x^3 - 24x^2 + 28x + 48$

(c) $f(x) = \sqrt{9 - x^2}$

(b) $f(x) = x^{2/3}(x - 4)$

(d) $f(x) = x\sqrt{9 - x^2}$

5. Sketch the graphs of the following piecewise-defined functions.

(a) $f(x) = \begin{cases} -2x - 4 & \text{if } x < 0 \\ 3x & \text{if } x \geq 0 \end{cases}$

(c) $f(x) = \begin{cases} x^2 & \text{if } x \leq -2 \\ 3 - x & \text{if } -2 < x < 2 \\ 4 & \text{if } x \geq 2 \end{cases}$

(b) $f(x) = \begin{cases} \sqrt{x+4} & \text{if } -4 \leq x < 5 \\ \sqrt{x-1} & \text{if } x \geq 5 \end{cases}$

(d) $f(x) = \begin{cases} \frac{1}{x} & \text{if } -6 < x < -1 \\ x & \text{if } -1 < x < 1 \\ \sqrt{x} & \text{if } 1 < x < 9 \end{cases}$

6. Let $f(x) = \lfloor x \rfloor$, the greatest integer function defined in Exercise 12 in Section 1.5.

- (a) Graph $y = f(x)$. Be careful to correctly describe the behavior of the graph near the integers.
- (b) Is f even, odd, or neither? Explain.
- (c) Discuss with your classmates which points on the graph are local minimums, local maximums or both. Is f ever increasing? Decreasing? Constant?

7. Use your graphing calculator to show that the following functions do not have any extrema, neither local nor absolute.

(a) $f(x) = x^3 + x - 12$

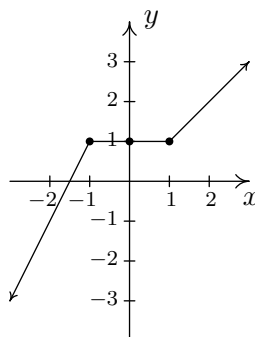
(b) $f(x) = -5x + 2$

8. In Exercise 11 in Section 1.5, we saw that the population of Sasquatch in Portage County could be modeled by the function $P(t) = \frac{150t}{t+15}$, where $t = 0$ represents the year 1803. Use your graphing calculator to analyze the general function behavior of P . Will there ever be a time when 200 Sasquatch roam Portage County?

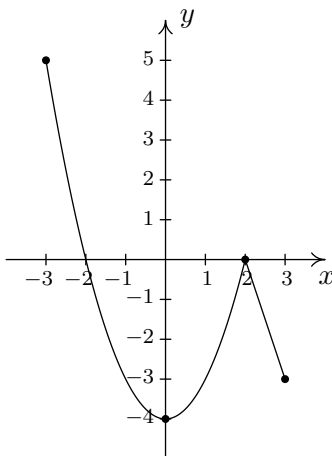
9. One of the most important aspects of the Cartesian Coordinate Plane is its ability to put Algebra into geometric terms and Geometry into algebraic terms. We've spent most of this chapter looking at this very phenomenon and now you should spend some time with your classmates reviewing what we've done. What major results do we have that tie Algebra and Geometry together? What concepts from Geometry have we not yet described algebraically? What topics from Intermediate Algebra have we not yet discussed geometrically?

10. It's now time to “thoroughly vet the pathologies induced” by the precise definitions of local maximum and local minimum. We'll do this by providing you and your classmates a series of exercises to discuss. You will need to refer back to Definition 1.8 (Increasing, Decreasing and Constant) and Definition 1.9 (Maximum and Minimum) during the discussion.

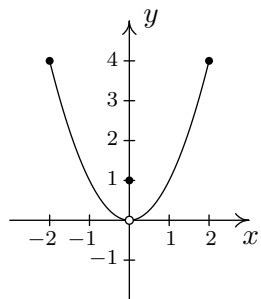
(a) Consider the graph of the function f given below.



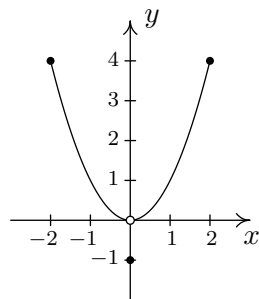
- Show that f has a local maximum but not a local minimum at the point $(-1, 1)$.
 - Show that f has a local minimum but not a local maximum at the point $(1, 1)$.
 - Show that f has a local maximum AND a local minimum at the point $(0, 1)$.
 - Show that f is constant on the interval $[-1, 1]$ and thus has both a local maximum AND a local minimum at every point $(x, f(x))$ where $-1 < x < 1$.
- (b) Using Example 1.7.4 as a guide, show that the function g whose graph is given below does not have a local maximum at $(-3, 5)$ nor does it have a local minimum at $(3, -3)$. Find its extrema, both local and absolute. What's unique about the point $(0, -4)$ on this graph? Also find the intervals on which g is increasing and those on which g is decreasing.



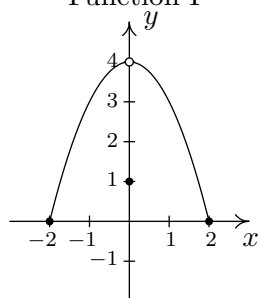
- (c) We said earlier in the section that it is not good enough to say local extrema exist where a function changes from increasing to decreasing or vice versa. As a previous exercise showed, we could have local extrema when a function is constant so now we need to examine some functions whose graphs do indeed change direction. Consider the functions graphed below. Notice that all four of them change direction at an open circle on the graph. Examine each for local extrema. What is the effect of placing the “dot” on the y -axis above or below the open circle? What could you say if no function value was assigned to $x = 0$?



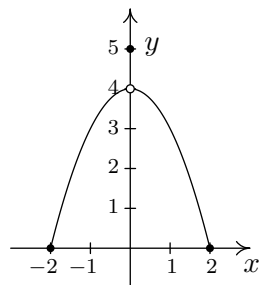
i. Function I



iii. Function III



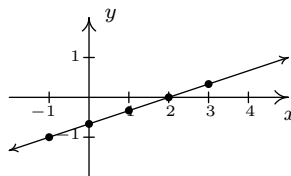
ii. Function II



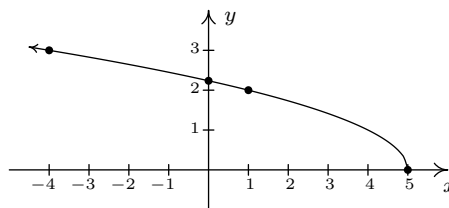
iv. Function IV

1.7.3 ANSWERS

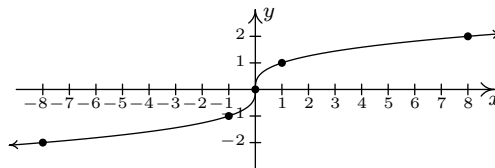
1. (a) $f(x) = \frac{x-2}{3}$
 Domain: $(-\infty, \infty)$
 x -intercept: $(2, 0)$
 y -intercept: $(0, -\frac{2}{3})$
 No symmetry



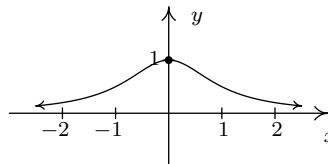
- (b) $f(x) = \sqrt{5-x}$
 Domain: $(-\infty, 5]$
 x -intercept: $(5, 0)$
 y -intercept: $(0, \sqrt{5})$
 No symmetry



- (c) $f(x) = \sqrt[3]{x}$
 Domain: $(-\infty, \infty)$
 x -intercept: $(0, 0)$
 y -intercept: $(0, 0)$
 Symmetry about the origin



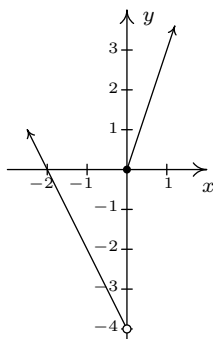
- (d) $f(x) = \frac{1}{x^2+1}$
 Domain: $(-\infty, \infty)$
 No x -intercepts
 y -intercept: $(0, 1)$
 Symmetry about the y -axis



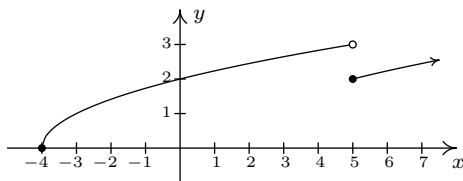
2. (a) $f(x) = 7x$ is odd
 (b) $f(x) = 7x + 2$ is neither
 (c) $f(x) = \frac{1}{x^3}$ is odd
 (d) $f(x) = 4$ is even
 (e) $f(x) = 0$ is even **and** odd
 (f) $f(x) = x^6 - x^4 + x^2 + 9$ is even
 (g) $f(x) = -x^5 - x^3 + x$ is odd
 (h) $f(x) = x^4 + x^3 + x^2 + x + 1$ is neither
 (i) $f(x) = \sqrt{5-x}$ is neither
 (j) $f(x) = x^2 - x - 6$ is neither
3. (a) $[-5, 3]$ (f) $-4, -1, 1$ (k) $(-3, 4), (2, 3)$
 (b) $[-5, 4]$ (g) $[-4, -1], [1, 3]$ (l) $(0, -1)$
 (c) $f(-2) = 2$ (h) 4 (m) 4
 (d) $(-4, 0), (-1, 0), (1, 0)$ (i) $[-5, -3], [0, 2]$ (n) -5
 (e) $(0, -1)$ (j) $[-3, 0], [2, 3]$ (o) Neither

4. (a) No absolute maximum
 Absolute minimum $f(4.55) \approx -175.46$
 Local minimum at $(-2.84, -91.32)$
 Local maximum at $(0.54, 55.73)$
 Local minimum at $(4.55, -175.46)$
 Increasing on $[-2.84, 0.54], [4.55, \infty)$
 Decreasing on $(-\infty, -2.84], [0.54, 4.55]$
- (b) No absolute maximum
 No absolute minimum
 Local maximum at $(0, 0)$
 Local minimum at $(1.60, -3.28)$
 Increasing on $(-\infty, 0], [1.60, \infty)$
 Decreasing on $[0, 1.60]$
- (c) Absolute maximum $f(0) = 3$
 Absolute minimum $f(\pm 3) = 0$
 Local maximum at $(0, 3)$
 No local minimum
 Increasing on $[-3, 0]$
 Decreasing on $[0, 3]$
- (d) Absolute maximum $f(2.12) \approx 4.50$
 Absolute minimum $f(-2.12) \approx -4.50$
 Local maximum $(2.12, 4.50)$
 Local minimum $(-2.12, -4.50)$
 Increasing on $[-2.12, 2.12]$
 Decreasing on $[-3, -2.12], [2.12, 3]$

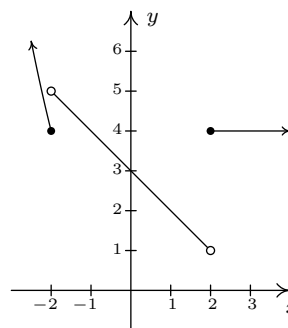
5. (a)



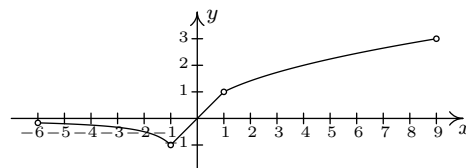
(b)



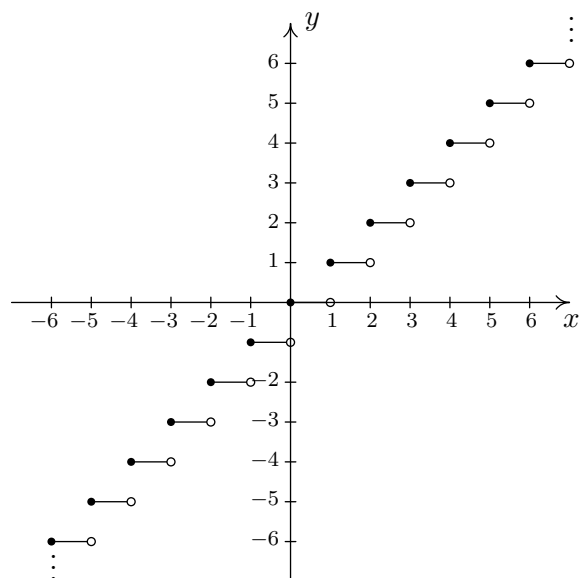
(c)



(d)

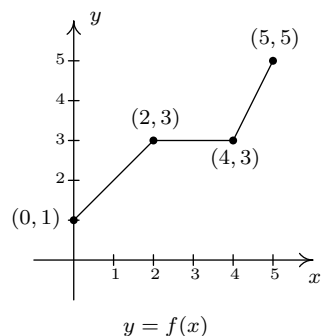


6. (a)

The graph of $f(x) = [x]$.(b) Note that $f(1.1) = 1$, but $f(-1.1) = -2$, and so f is neither even nor odd.

1.8 TRANSFORMATIONS

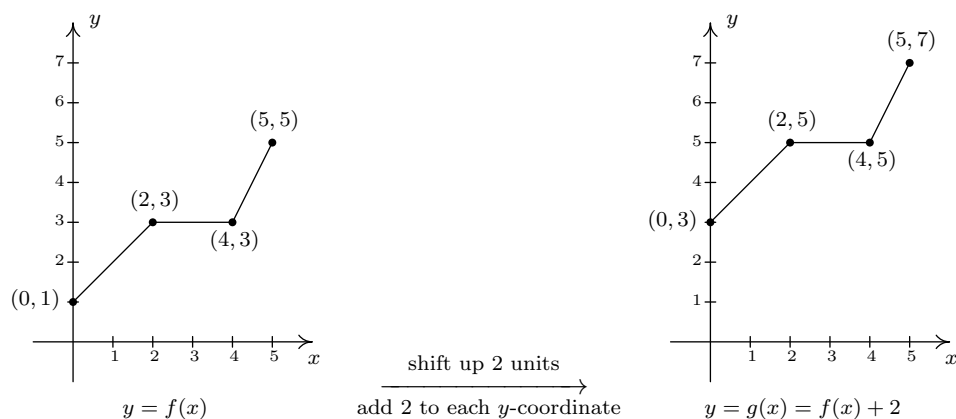
In this section, we study how the graphs of functions change, or **transform**, when certain specialized modifications are made to their formulas. The transformations we will study fall into three broad categories: shifts, reflections, and scalings, and we will present them in that order. Suppose the graph below is the complete graph of f .



The Fundamental Graphing Principle for Functions says that for a point (a, b) to be on the graph, $f(a) = b$. In particular, we know $f(0) = 1$, $f(2) = 3$, $f(4) = 3$ and $f(5) = 5$. Suppose we wanted to graph the function defined by the formula $g(x) = f(x) + 2$. Let's take a minute to remind ourselves of what g is doing. We start with an input x to the function f and we obtain the output $f(x)$. The function g takes the output $f(x)$ and adds 2 to it. In order to graph g , we need to graph the points $(x, g(x))$. How are we to find the values for $g(x)$ without a formula for $f(x)$? The answer is that we don't need a *formula* for $f(x)$, we just need the *values* of $f(x)$. The values of $f(x)$ are the y values on the graph of $y = f(x)$. For example, using the points indicated on the graph of f , we can make the following table.

x	$(x, f(x))$	$f(x)$	$g(x) = f(x) + 2$	$(x, g(x))$
0	(0, 1)	1	3	(0, 3)
2	(2, 3)	3	5	(2, 5)
4	(4, 3)	3	5	(4, 5)
5	(5, 5)	5	7	(5, 7)

In general, if (a, b) is on the graph of $y = f(x)$, then $f(a) = b$, so $g(a) = f(a) + 2 = b + 2$. Hence, $(a, b + 2)$ is on the graph of g . In other words, to obtain the graph of g , we add 2 to the y -coordinate of each point on the graph of f . Geometrically, adding 2 to the y -coordinate of a point moves the point 2 units **above** its previous location. Adding 2 to every y -coordinate on a graph *en masse* is usually described as 'shifting the graph up 2 units'. Notice that the graph retains the same basic shape as before, it is just 2 units above its original location. In other words, we connect the four points we moved in the same manner in which they were connected before. We have the results side-by-side below.



You'll note that the domain of f and the domain of g are the same, namely $[0, 5]$, but that the range of f is $[1, 5]$ while the range of g is $[3, 7]$. In general, shifting a function vertically like this will leave the domain unchanged, but could very well affect the range. You can easily imagine what would happen if we wanted to graph the function $j(x) = f(x) - 2$. Instead of adding 2 to each of the y -coordinates on the graph of f , we'd be subtracting 2. Geometrically, we would be moving the graph down 2 units. We leave it to the reader to verify that the domain of j is the same as f , but the range of j is $[-1, 3]$. What we have discussed is generalized in the following theorem.

THEOREM 1.2. Vertical Shifts. Suppose f is a function and k is a positive number.

- To graph $y = f(x) + k$, shift the graph of $y = f(x)$ **up** k units by **adding** k to the **y -coordinates** of the points on the graph of f .
- To graph $y = f(x) - k$, shift the graph of $y = f(x)$ **down** k units by **subtracting** k from the **y -coordinates** of the points on the graph of f .

The key to understanding Theorem 1.2 and, indeed, all of the theorems in this section comes from an understanding of the Fundamental Graphing Principle for Functions. If (a, b) is on the graph of f , then $f(a) = b$. Substituting $x = a$ into the equation $y = f(x) + k$ gives $y = f(a) + k = b + k$. Hence, $(a, b + k)$ is on the graph of $y = f(x) + k$, and we have the result. In the language of ‘inputs’ and ‘outputs’, Theorem 1.2 can be paraphrased as “Adding to, or subtracting from, the *output* of a function causes the graph to shift up or down, respectively”. So what happens if we add to or subtract from the *input* of the function?

Keeping with the graph of $y = f(x)$ above, suppose we wanted to graph $g(x) = f(x + 2)$. In other words, we are looking to see what happens when we add 2 to the input of the function.¹ Let's try to generate a table of values of g based on those we know for f . We quickly find that we run into some difficulties.

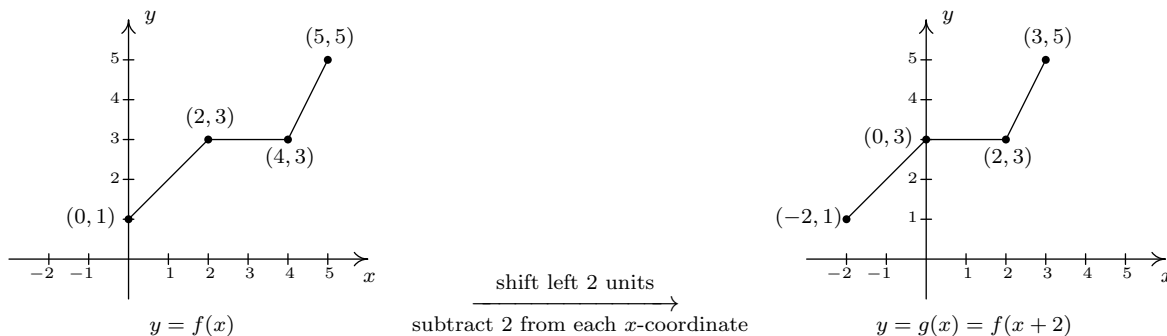
¹We have spent a lot of time in this text showing you that $f(x + 2)$ and $f(x) + 2$ are, in general, wildly different algebraic animals. We will see momentarily that the geometry is also dramatically different.

x	$(x, f(x))$	$f(x)$	$g(x) = f(x + 2)$	$(x, g(x))$
0	(0, 1)	1	$f(0 + 2) = f(2) = 3$	(0, 3)
2	(2, 3)	3	$f(2 + 2) = f(4) = 3$	(2, 3)
4	(4, 3)	3	$f(4 + 2) = f(6) = ?$	
5	(5, 5)	5	$f(5 + 2) = f(7) = ?$	

When we substitute $x = 4$ into the formula $g(x) = f(x + 2)$, we are asked to find $f(4 + 2) = f(6)$ which doesn't exist because the domain of f is only $[0, 5]$. The same thing happens when we attempt to find $g(5)$. What we need here is a new strategy. We know, for instance, $f(0) = 1$. To determine the corresponding point on the graph of g , we need to figure out what value of x we must substitute into $g(x) = f(x + 2)$ so that the quantity $x + 2$, works out to be 0. Solving $x + 2 = 0$ gives $x = -2$, and $g(-2) = f((-2) + 2) = f(0) = 1$ so $(-2, 1)$ on the graph of g . To use the fact $f(2) = 3$, we set $x + 2 = 2$ to get $x = 0$. Substituting gives $g(0) = f(0 + 2) = f(2) = 3$. Continuing in this fashion, we get

x	$x + 2$	$g(x) = f(x + 2)$	$(x, g(x))$
-2	0	$g(-2) = f(0) = 1$	$(-2, 1)$
0	2	$g(0) = f(2) = 3$	$(0, 3)$
2	4	$g(2) = f(4) = 3$	$(2, 3)$
3	5	$g(3) = f(5) = 5$	$(3, 5)$

In summary, the points $(0, 1)$, $(2, 3)$, $(4, 3)$ and $(5, 5)$ on the graph of $y = f(x)$ give rise to the points $(-2, 1)$, $(0, 3)$, $(2, 3)$ and $(3, 5)$ on the graph of $y = g(x)$, respectively. In general, if (a, b) is on the graph of $y = f(x)$, then $f(a) = b$. Solving $x + 2 = a$ gives $x = a - 2$ so that $g(a - 2) = f((a - 2) + 2) = f(a) = b$. As such, $(a - 2, b)$ is on the graph of $y = g(x)$. The point $(a - 2, b)$ is exactly 2 units to the **left** of the point (a, b) so the graph of $y = g(x)$ is obtained by shifting the graph $y = f(x)$ to the left 2 units, as pictured below.



Note that while the ranges of f and g are the same, the domain of g is $[-2, 3]$ whereas the domain of f is $[0, 5]$. In general, when we shift the graph horizontally, the range will remain the same, but the domain could change. If we set out to graph $j(x) = f(x - 2)$, we would find ourselves *adding*

2 to all of the x values of the points on the graph of $y = f(x)$ to effect a shift to the **right** 2 units. Generalizing, we have the following result.

THEOREM 1.3. Horizontal Shifts. Suppose f is a function and h is a positive number.

- To graph $y = f(x + h)$, shift the graph of $y = f(x)$ **left** h units by **subtracting** h from the **x -coordinates** of the points on the graph of f .
- To graph $y = f(x - h)$, shift the graph of $y = f(x)$ **right** h units by **adding** h to the **x -coordinates** of the points on the graph of f .

In other words, Theorem 1.3 says adding to or subtracting from the *input* to a function amounts to shifting the graph left or right, respectively. Theorems 1.2 and 1.3 present a theme which will run common throughout the section: changes to the **outputs** from a function affect the **y -coordinates** of the graph, resulting in some kind of vertical change; changes to the **inputs** to a function affect the **x -coordinates** of the graph, resulting in some kind of horizontal change.

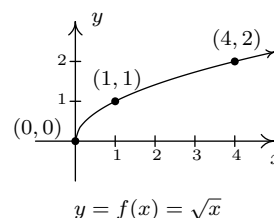
EXAMPLE 1.8.1.

1. Graph $f(x) = \sqrt{x}$. Plot at least three points.
2. Use your graph in 1 to graph $g(x) = \sqrt{x} - 1$.
3. Use your graph in 1 to graph $j(x) = \sqrt{x - 1}$.
4. Use your graph in 1 to graph $m(x) = \sqrt{x + 3} - 2$.

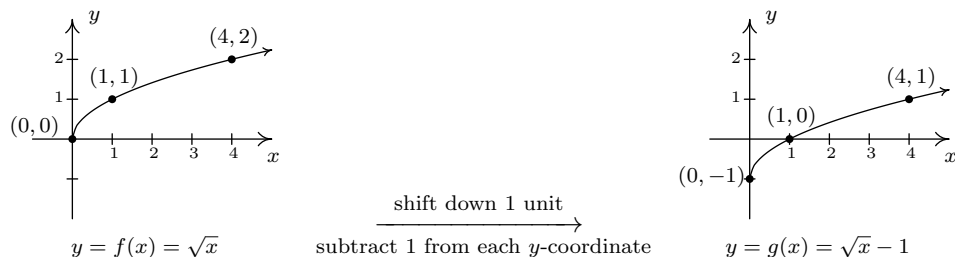
SOLUTION.

1. Owing to the square root, the domain of f is $x \geq 0$, or $[0, \infty)$. We choose perfect squares to build our table and graph below. From the graph we verify the domain of f is $[0, \infty)$ and the range of f is also $[0, \infty)$.

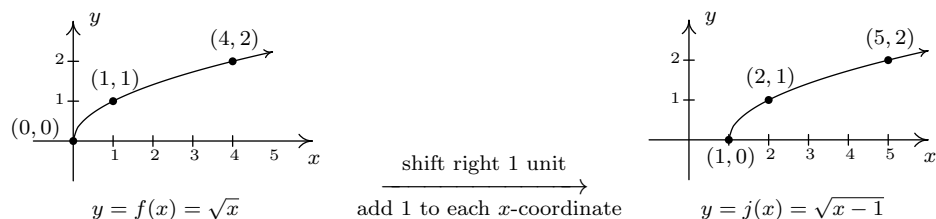
x	$f(x)$	$(x, f(x))$
0	0	(0, 0)
1	1	(1, 1)
4	2	(4, 2)



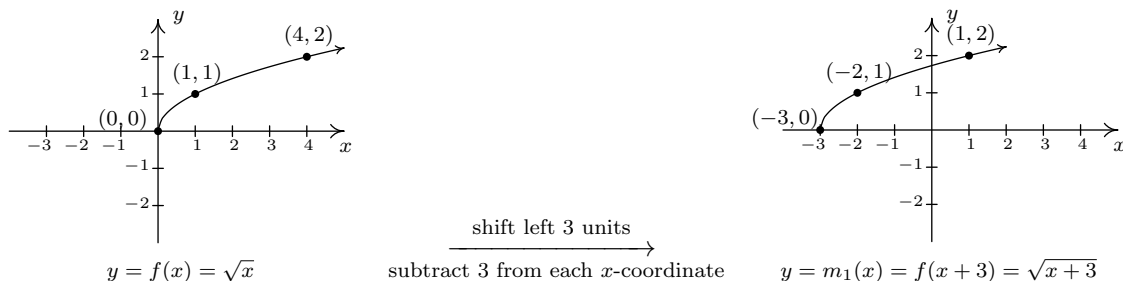
2. The domain of g is the same as the domain of f , since the only condition on both functions is that $x \geq 0$. If we compare the formula for $g(x)$ with $f(x)$, we see that $g(x) = f(x) - 1$. In other words, we have subtracted 1 from the output of the function f . By Theorem 1.2, we know that in order to graph g , we shift the graph of f **down** one unit by **subtracting** 1 from each of the y -coordinates of the points on the graph of f . Applying this to the three points we have specified on the graph, we move $(0, 0)$ to $(0, -1)$, $(1, 1)$ to $(1, 0)$, and $(4, 2)$ to $(4, 1)$. The rest of the points follow suit, and we connect them with the same basic shape as before. We confirm the domain of g is $[0, \infty)$ and find the range of g to be $[-1, \infty)$.



3. Solving $x - 1 \geq 0$ gives $x \geq 1$, so the domain of j is $[1, \infty)$. To graph j , we note that $j(x) = f(x - 1)$. In other words, we are subtracting 1 from the *input* of f . According to Theorem 1.3, this induces a shift to the **right** of the graph of f . We **add 1** to the x -coordinates of the points on the graph of f and get the result below. The graph reaffirms the domain of j is $[1, \infty)$ and tells us that the range is $[0, \infty)$.



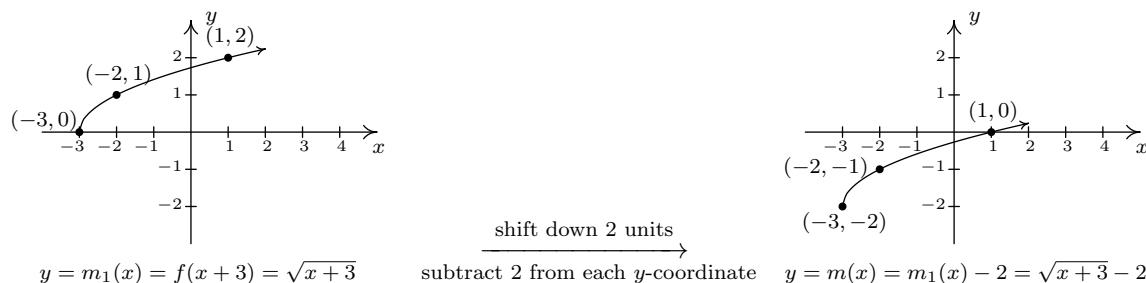
4. To find the domain of m , we solve $x + 3 \geq 0$ and get $[-3, \infty)$. Comparing the formulas of $f(x)$ and $m(x)$, we have $m(x) = f(x + 3) - 2$. We have 3 being added to an input, indicating a horizontal shift, and 2 being subtracted from an output, indicating a vertical shift. We leave it to the reader to verify that, in this particular case, the order in which we perform these transformations is immaterial; we will arrive at the same graph regardless as to which transformation we apply first.² We follow the convention ‘inputs first’,³ and to that end we first tackle the horizontal shift. Letting $m_1(x) = f(x + 3)$ denote this intermediate step, Theorem 1.3 tells us that the graph of $y = m_1(x)$ is the graph of f shifted to the **left** 3 units. Hence, we **subtract 3** from each of the x -coordinates of the points on the graph of f .



²We shall see in the next example that order is generally important when applying more than one transformation to a graph.

³We could equally have chosen the convention ‘outputs first’.

Since $m(x) = f(x + 3) - 2$ and $f(x + 3) = m_1(x)$, we have $m(x) = m_1(x) - 2$. We can apply Theorem 1.2 and obtain the graph of m by **subtracting** 2 from the y -coordinates of each of the points on the graph of $m_1(x)$. The graph verifies that the domain of m is $[-3, \infty)$ and we find the range of m is $[-2, \infty)$.



Keep in mind that we can check our answer to any of these kinds of problems by showing that any of the points we've moved lie on the graph of our final answer. For example, we can check that $(-3, -2)$ is on the graph of m , by computing $m(-3) = \sqrt{(-3) + 3} - 2 = \sqrt{0} - 2 = -2$. \square

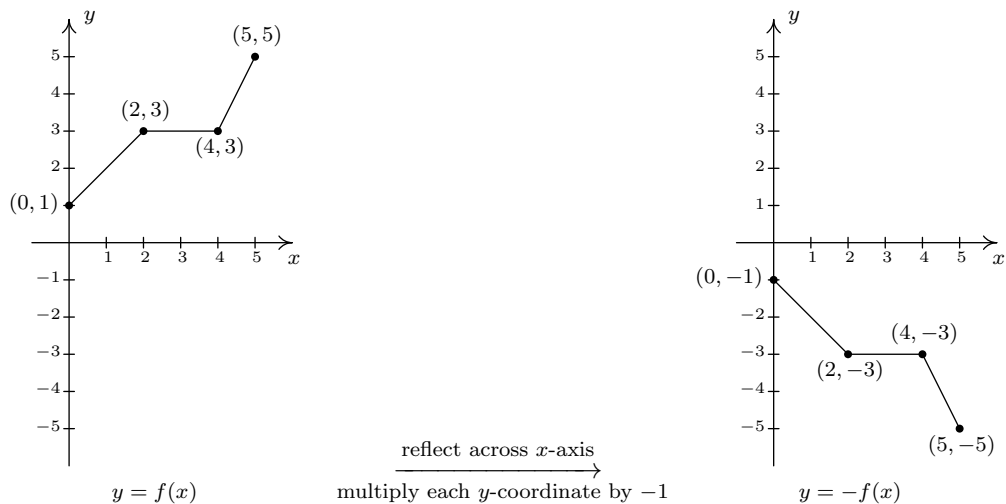
We now turn our attention to reflections. We know from Section 1.1 that to reflect a point (x, y) across the x -axis, we replace y with $-y$. If (x, y) is on the graph of f , then $y = f(x)$, so replacing y with $-y$ is the same as replacing $f(x)$ with $-f(x)$. Hence, the graph of $y = -f(x)$ is the graph of f reflected across the x -axis. Similarly, the graph of $y = f(-x)$ is the graph of f reflected across the y -axis. Returning to inputs and outputs, multiplying the output from a function by -1 reflects its graph across the x -axis, while multiplying the input to a function by -1 reflects the graph across the y -axis.⁴

THEOREM 1.4. Reflections. Suppose f is a function.

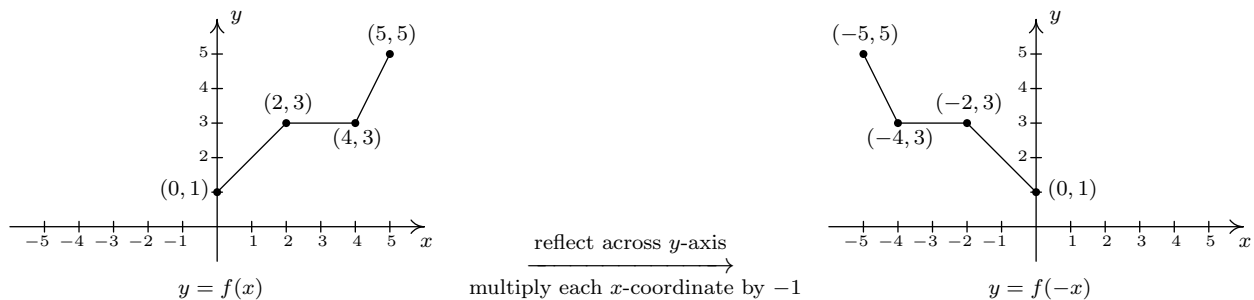
- To graph $y = -f(x)$, reflect the graph of $y = f(x)$ across the **x -axis** by multiplying the **y -coordinates** of the points on the graph of f by -1 .
- To graph $y = f(-x)$, reflect the graph of $y = f(x)$ across the **y -axis** by multiplying the **x -coordinates** of the points on the graph of f by -1 .

Applying Theorem 1.4 to the graph of $y = f(x)$ given at the beginning of the section, we can graph $y = -f(x)$ by reflecting the graph of f about the x -axis

⁴The expressions $-f(x)$ and $f(-x)$ should look familiar - they are the quantities we used in Section 1.7 to test if a function was even, odd, or neither. The interested reader is invited to explore the role of reflections and symmetry of functions. What happens if you reflect an even function across the y -axis? What happens if you reflect an odd function across the y -axis? What about the x -axis?



By reflecting the graph of f across the y -axis, we obtain the graph of $y = f(-x)$.



With the addition of reflections, it is now more important than ever to consider the **order** of transformations, as the next example illustrates.

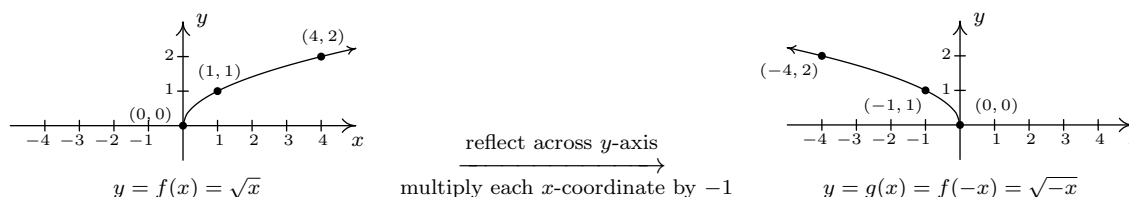
EXAMPLE 1.8.2. Let $f(x) = \sqrt{x}$. Use the graph of f from Example 1.8.1 to graph the following functions below. Also, state their domains and ranges.

1. $g(x) = \sqrt{-x}$
2. $j(x) = \sqrt{3-x}$
3. $m(x) = 3 - \sqrt{x}$

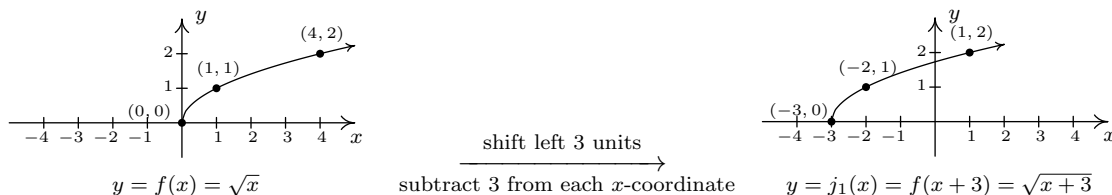
SOLUTION.

1. The mere sight of $\sqrt{-x}$ usually causes alarm, if not panic. When we discussed domains in Section 1.5, we clearly banished negatives from the radicals of even roots. However, we must remember that x is a variable, and as such, the quantity $-x$ isn't always negative. For example, if $x = -4$, $-x = 4$, thus $\sqrt{-x} = \sqrt{-(-4)} = 2$ is perfectly well-defined. To find the

domain analytically, we set $-x \geq 0$ which gives $x \leq 0$, so that the domain of g is $(-\infty, 0]$. Since $g(x) = f(-x)$, Theorem 1.4 tells us the graph of g is the reflection of the graph of f across the y -axis. We can accomplish this by multiplying each x -coordinate on the graph of f by -1 , so that the points $(0, 0)$, $(1, 1)$, and $(4, 2)$ move to $(0, 0)$, $(-1, 1)$, and $(-4, 2)$, respectively. Graphically, we see that the domain of g is $(-\infty, 0]$ and the range of g is the same as the range of f , namely $[0, \infty)$.



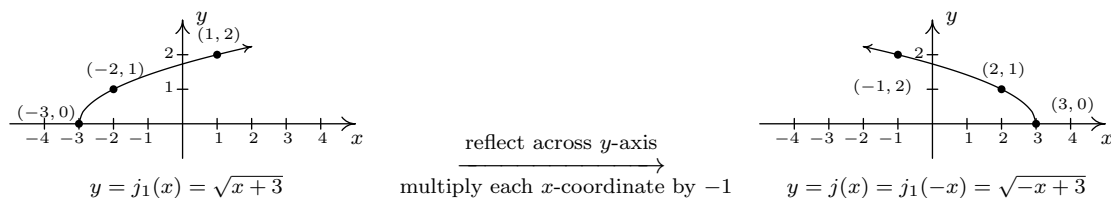
2. To determine the domain of $j(x) = \sqrt{3-x}$, we solve $3-x \geq 0$ and get $x \leq 3$, or $(-\infty, 3]$. To determine which transformations we need to apply to the graph of f to obtain the graph of j , we rewrite $j(x) = \sqrt{-x+3} = f(-x+3)$. Comparing this formula with $f(x) = \sqrt{x}$, we see that not only are we multiplying the input x by -1 , which results in a reflection across the y -axis, but also we are adding 3, which indicates a horizontal shift to the left. Does it matter in which order we do the transformations? If so, which order is the correct order? Let's consider the point $(4, 2)$ on the graph of f . We refer to the discussion leading up to Theorem 1.3. We know $f(4) = 2$ and wish to find the point on $y = j(x) = f(-x+3)$ which corresponds to $(4, 2)$. We set $-x+3 = 4$ and solve. Our first step is to subtract 3 from both sides to get $-x = 1$. Subtracting 3 from the x -coordinate 4 is shifting the point $(4, 2)$ to the left. From $-x = 1$, we then multiply⁵ both sides by -1 to get $x = -1$. Multiplying the x -coordinate by -1 corresponds to reflecting the point about the y -axis. Hence, we perform the horizontal shift first, then follow it with the reflection about the y -axis. Starting with $f(x) = \sqrt{x}$, we let $j_1(x)$ be the intermediate function which shifts the graph of f 3 units to the left, $j_1(x) = f(x+3)$.




To obtain the function j , we reflect the graph of j_1 about y -axis. Theorem 1.4 tells us we have $j(x) = j_1(-x)$. Putting it all together, we have $j(x) = j_1(-x) = f(-x+3) = \sqrt{-x+3}$,

⁵Or divide - it amounts to the same thing.

which is what we want.⁶ From the graph, we confirm the domain of j is $(-\infty, 3]$ and we get the range is $[0, \infty)$.

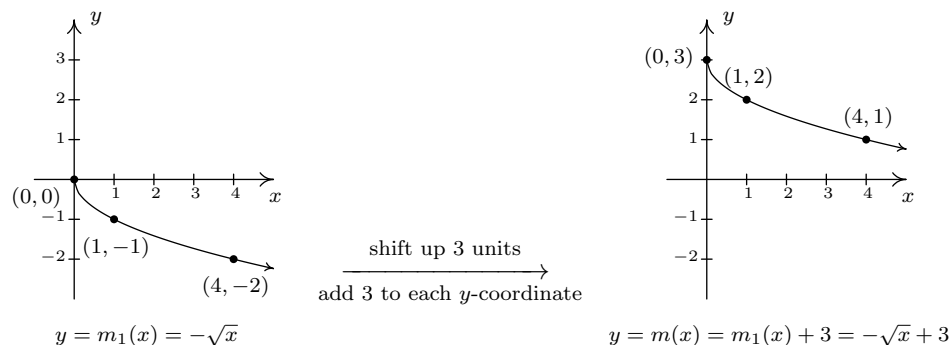


3. The domain of m works out to be the domain of f , $[0, \infty)$. Rewriting $m(x) = -\sqrt{x} + 3$, we see $m(x) = -f(x) + 3$. Since we are multiplying the output of f by -1 and then adding 3 , we once again have two transformations to deal with: a reflection across the x -axis and a vertical shift. To determine the correct order in which to apply the transformations, we imagine trying to determine the point on the graph of m which corresponds to $(4, 2)$ on the graph of f . Since in the formula for $m(x)$, the input to f is just x , we substitute to find $m(4) = -f(4) + 3 = -2 + 3 = 1$. Hence, $(4, 1)$ is the corresponding point on the graph of m . If we closely examine the arithmetic, we see that we first multiply $f(4)$ by -1 , which corresponds to the reflection across the x -axis, and then we add 3 , which corresponds to the vertical shift. If we define an intermediate function $m_1(x) = -f(x)$ to take care of the reflection, we get



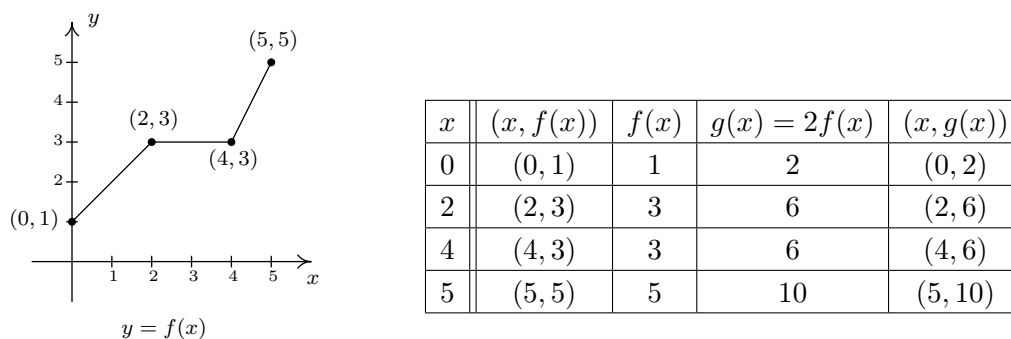
To shift the graph of m_1 up 3 units, we set $m(x) = m_1(x) + 3$. Since $m_1(x) = -f(x)$, when we put it all together, we get $m(x) = m_1(x) + 3 = -f(x) + 3 = -\sqrt{x} + 3$. We see from the graph that the range of m is $(-\infty, 3]$.

⁶If we had done the reflection first, then $j_1(x) = f(-x)$. Following this by a shift left would give us $j(x) = j_1(x+3) = f(-(x+3)) = f(-x-3) = \sqrt{-x-3}$ which isn't what we want. However, if we did the reflection first and followed it by a shift to the right 3 units, we would have arrived at the function $j(x)$. We leave it to the reader to verify the details.



□

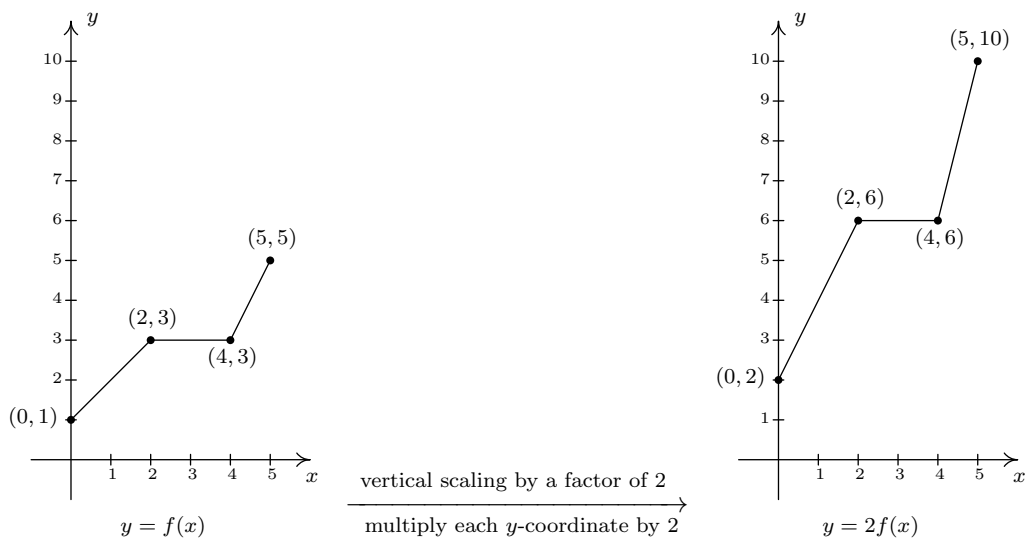
We now turn our attention to our last class of transformations, scalings. Suppose we wish to graph the function $g(x) = 2f(x)$ where $f(x)$ is the function whose graph is given at the beginning of the section. From its graph, we can build a table of values for g as before.



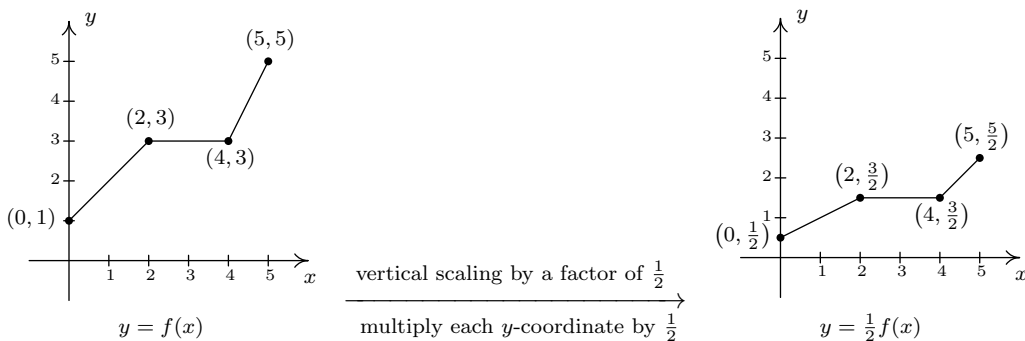
In general, if (a, b) is on the graph of f , then $f(a) = b$ so that $g(a) = 2f(a) = 2b$ puts $(a, 2b)$ on the graph of g . In other words, to obtain the graph of g , we multiply all of the y -coordinates of the points on the graph of f by 2. Multiplying all of the y -coordinates of all of the points on the graph of f by 2 causes what is known as a ‘vertical scaling’⁷ by a factor of 2, and the results are

⁷Also called a ‘vertical stretch’, ‘vertical expansion’ or ‘vertical dilation’ by a factor of 2.

given below.



If we wish to graph $y = \frac{1}{2}f(x)$, we multiply all of the y -coordinates of the points on the graph of f by $\frac{1}{2}$. This creates a ‘vertical scaling⁸ by a factor of $\frac{1}{2}$ ’, as seen below.



These results are generalized in the following theorem.

THEOREM 1.5. Vertical Scalings. Suppose f is a function and $a > 0$. To graph $y = af(x)$, **multiply** all of the **y -coordinates** of the points on the graph of f by a . We say the graph of f has been **vertically scaled** by a factor of a .

- If $a > 1$, we say the graph of f has undergone a vertical stretch (expansion, dilation) by a factor of a .
- If $0 < a < 1$, we say the graph of f has undergone a vertical shrink (compression, contraction) by a factor of $\frac{1}{a}$.

A few remarks about Theorem 1.5 are in order. First, a note about the verbiage. To the authors, the words ‘stretch’, ‘expansion’, and ‘dilation’ all indicate something getting bigger. Hence, ‘stretched

⁸Also called ‘vertical shrink,’ ‘vertical compression’ or ‘vertical contraction’ by a factor of 2.

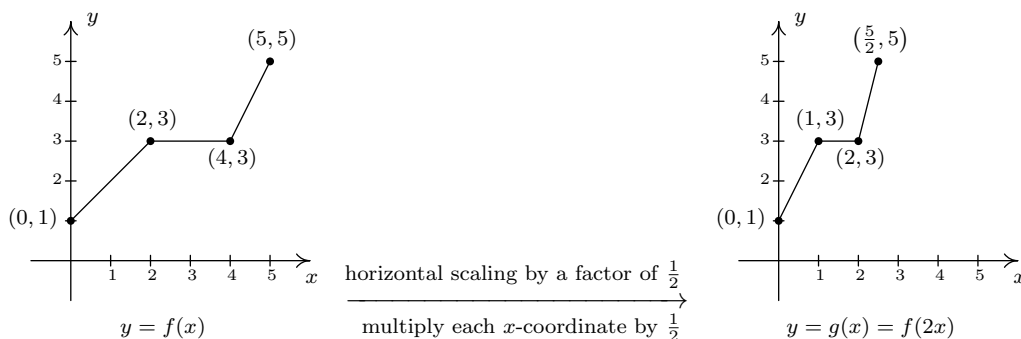
by a factor of 2' makes sense if we are scaling something by multiplying it by 2. Similarly, we believe words like 'shrink', 'compression' and 'contraction' all indicate something getting smaller, so if we scale something by a factor of $\frac{1}{2}$, we would say it 'shrinks by a factor of 2' - not 'shrinks by a factor of $\frac{1}{2}$.' This is why we have written the descriptions 'stretch by a factor of a ' and 'shrink by a factor of $\frac{1}{a}$ ', in the statement of the theorem. Second, in terms of inputs and outputs, Theorem 1.5 says multiplying the *outputs* from a function by positive number a causes the graph to be vertically scaled by a factor of a . It is natural to ask what would happen if we multiply the *inputs* of a function by a positive number. This leads us to our last transformation of the section.

Referring to the graph of f given at the beginning of this section, suppose we want to graph $g(x) = f(2x)$. In other words, we are looking to see what effect multiplying the inputs to f by 2 has on its graph. If we attempt to build a table directly, we quickly run into the same problem we had in our discussion leading up to Theorem 1.3, as seen in the table on the left below. We solve this problem in the same way we solved this problem before. For example, if we want to determine the point on g which corresponds to the point $(2, 3)$ on the graph of f , we set $2x = 2$ so that $x = 1$. Substituting $x = 1$ into $g(x)$, we obtain $g(1) = f(2 \cdot 1) = f(2) = 3$, so that $(1, 3)$ is on the graph of g . Continuing in this fashion, we obtain the table on the lower right.

x	$(x, f(x))$	$f(x)$	$g(x) = f(2x)$	$(x, g(x))$
0	(0, 1)	1	$f(2 \cdot 0) = f(0) = 1$	(0, 1)
2	(2, 3)	3	$f(2 \cdot 2) = f(4) = 3$	(2, 3)
4	(4, 3)	3	$f(2 \cdot 4) = f(8) = ?$	
5	(5, 5)	5	$f(2 \cdot 5) = f(10) = ?$	

x	$2x$	$g(x) = f(2x)$	$(x, g(x))$
0	0	$g(0) = f(0) = 1$	(0, 1)
1	2	$g(1) = f(2) = 3$	(1, 3)
2	4	$g(2) = f(4) = 3$	(2, 3)
$\frac{5}{2}$	5	$g(\frac{5}{2}) = f(5) = 5$	$(\frac{5}{2}, 5)$

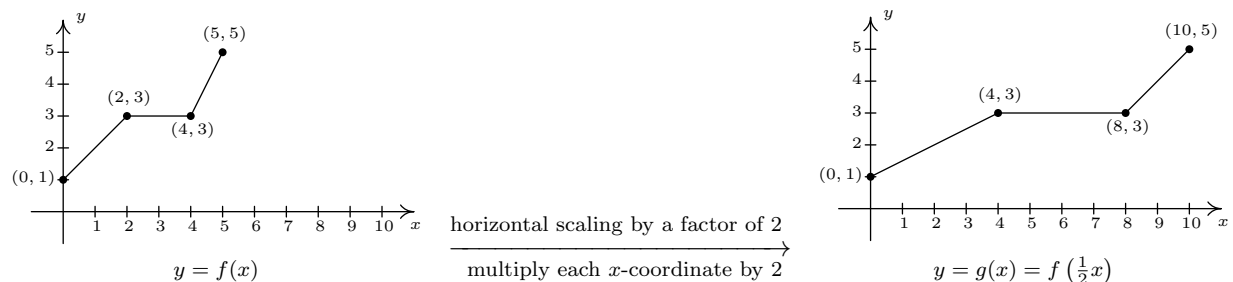
In general, if (a, b) is on the graph of f , then $f(a) = b$. Hence $g(\frac{a}{2}) = f(2 \cdot \frac{a}{2}) = f(a) = b$ so that $(\frac{a}{2}, b)$ is on the graph of g . In other words, to graph g we divide the x -coordinates of the points on the graph of f by 2. This results in a horizontal scaling⁹ by a factor of $\frac{1}{2}$.



If, on the other hand, we wish to graph $y = f(\frac{1}{2}x)$, we end up multiplying the x -coordinates of the points on the graph of f by 2 which results in a horizontal scaling¹⁰ by a factor of 2, as demonstrated below.

⁹Also called 'horizontal shrink,' 'horizontal compression' or 'horizontal contraction' by a factor of 2.

¹⁰Also called 'horizontal stretch,' 'horizontal expansion' or 'horizontal dilation' by a factor of 2.



We have the following theorem.

THEOREM 1.6. Horizontal Scalings. Suppose f is a function and $b > 0$. To graph $y = f(bx)$, **divide** all of the **x -coordinates** of the points on the graph of f by b . We say the graph of f has been **horizontally scaled** by a factor of $\frac{1}{b}$.

- If $0 < b < 1$, we say the graph of f has undergone a horizontal stretch (expansion, dilation) by a factor of $\frac{1}{b}$.
- If $b > 1$, we say the graph of f has undergone a horizontal shrink (compression, contraction) by a factor of b .

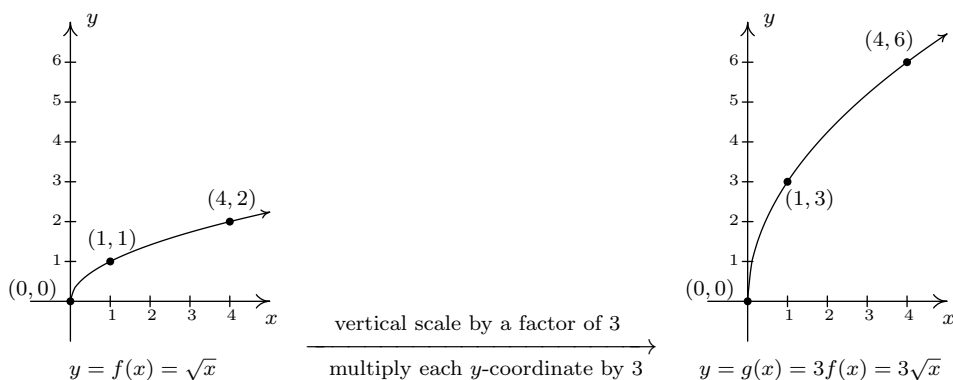
Theorem 1.6 tells us that if we multiply the **input** to a function by b , the resulting graph is scaled horizontally by a factor of $\frac{1}{b}$ since the x -values are divided by b to produce corresponding points on the graph of $f(bx)$. The next example explores how vertical and horizontal scalings sometimes interact with each other and with the other transformations introduced in this section.

EXAMPLE 1.8.3. Let $f(x) = \sqrt{x}$. Use the graph of f from Example 1.8.1 to graph the following functions below. Also, state their domains and ranges.

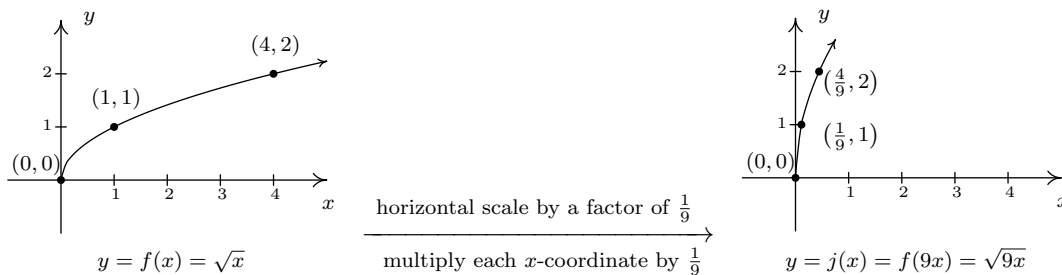
1. $g(x) = 3\sqrt{x}$
2. $j(x) = \sqrt{9x}$
3. $m(x) = 1 - \sqrt{\frac{x+3}{2}}$

SOLUTION.

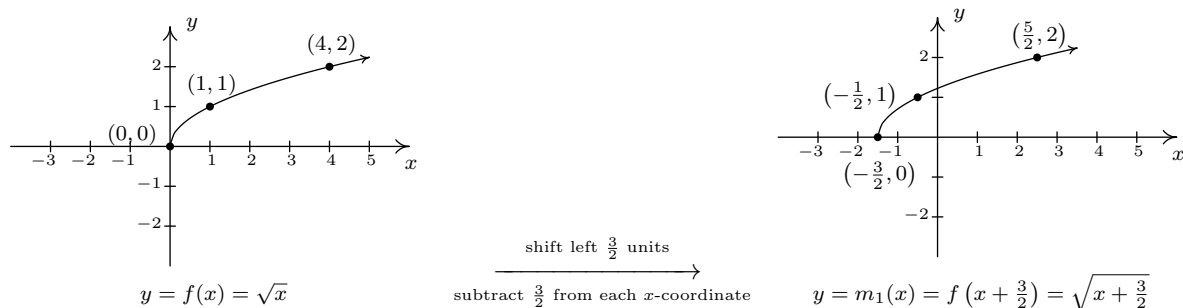
1. First we note that the domain of g is $[0, \infty)$ for the usual reason. Next, we have $g(x) = 3f(x)$ so by Theorem 1.5, we obtain the graph of g by multiplying all of the y -coordinates of the points on the graph of f by 3. The result is a vertical scaling of the graph of f by a factor of 3. We find the range of g is also $[0, \infty)$.



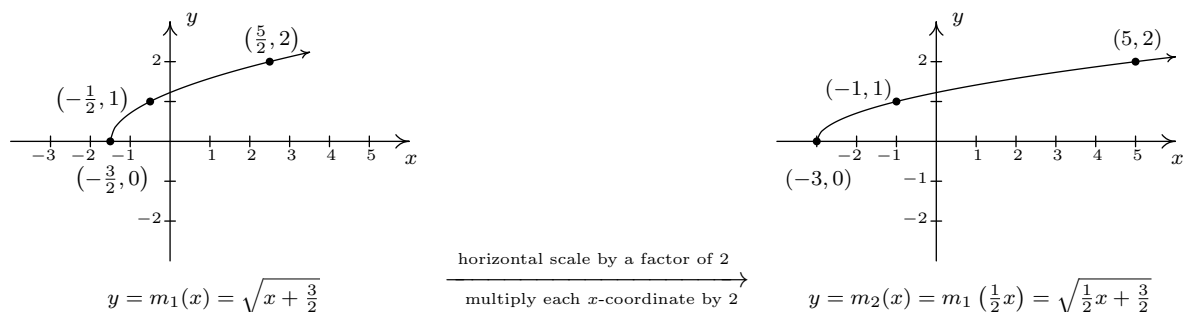
2. To determine the domain of j , we solve $9x \geq 0$ to find $x \geq 0$. Our domain is once again $[0, \infty)$. We recognize $j(x) = f(9x)$ and by Theorem 1.6, we obtain the graph of j by dividing the x -coordinates of the points on the graph of f by 9. From the graph, we see the range of j is also $[0, \infty)$.



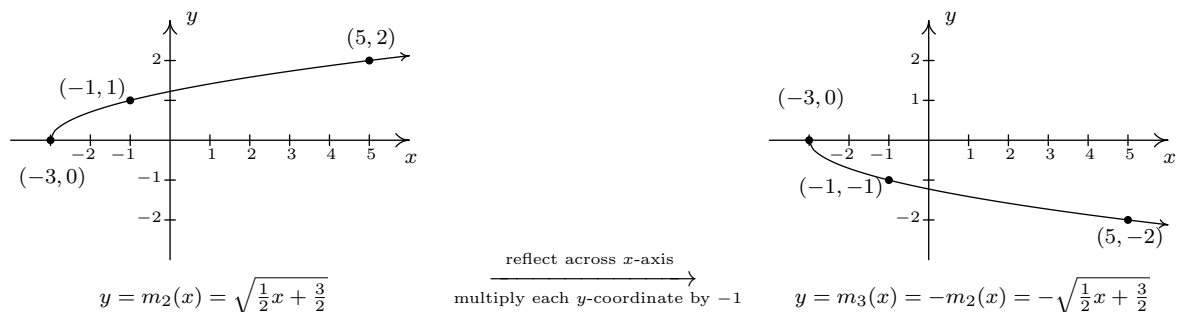
3. Solving $\frac{x+3}{2} \geq 0$ gives $x \geq -3$, so the domain of m is $[-3, \infty)$. To take advantage of what we know of transformations, we rewrite $m(x) = -\sqrt{\frac{1}{2}x + \frac{3}{2}} + 1$, or $m(x) = -f\left(\frac{1}{2}x + \frac{3}{2}\right) + 1$. Focusing on the inputs first, we note that the input to f in the formula for $m(x)$ is $\frac{1}{2}x + \frac{3}{2}$. Multiplying the x by $\frac{1}{2}$ corresponds to a horizontal stretch by a factor of 2, and adding the $\frac{3}{2}$ corresponds to a shift to the left by $\frac{3}{2}$. As before, we resolve which to perform first by thinking about how we would find the point on m corresponding to a point on f , in this case, $(4, 2)$. To use $f(4) = 2$, we solve $\frac{1}{2}x + \frac{3}{2} = 4$. Our first step is to subtract the $\frac{3}{2}$ (the horizontal shift) to obtain $\frac{1}{2}x = \frac{5}{2}$. Next, we multiply by 2 (the horizontal stretch) and obtain $x = 5$. We define two intermediate functions to handle first the shift, then the stretch. In accordance with Theorem 1.3, $m_1(x) = f\left(x + \frac{3}{2}\right) = \sqrt{x + \frac{3}{2}}$ will shift the graph of f to the left $\frac{3}{2}$ units.



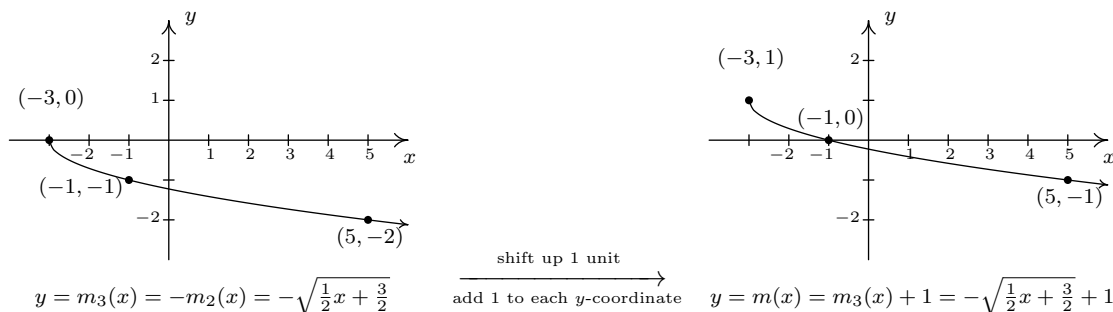
Next, $m_2(x) = m_1\left(\frac{1}{2}x\right) = \sqrt{\frac{1}{2}x + \frac{3}{2}}$ will, according to Theorem 1.6, horizontally stretch the graph of m_1 by a factor of 2.



We now examine what's happening to the outputs. From $m(x) = -f\left(\frac{1}{2}x + \frac{3}{2}\right) + 1$, we see the output from f is being multiplied by -1 (a reflection about the x -axis) and then a 1 is added (a vertical shift up 1). As before, we can determine the correct order by looking at how the point $(4, 2)$ is moved. We have already determined that to make use of the equation $f(4) = 2$, we need to substitute $x = 5$. We get $m(5) = -f\left(\frac{1}{2}(5) + \frac{3}{2}\right) + 1 = -f(4) + 1 = -2 + 1 = -1$. We see that $f(4)$ (the output from f) is first multiplied by -1 then the 1 is added meaning we first reflect the graph about the x -axis then shift up 1. Theorem 1.4 tells us $m_3(x) = -m_2(x)$ will handle the reflection.



Finally, to handle the vertical shift, Theorem 1.2 gives $m(x) = m_3(x) + 1$, and we see that the range of m is $(-\infty, 1]$.



□

Some comments about Example 1.8.3 are in order. First, recalling the properties of radicals from Intermediate Algebra, we know that the functions g and j are the same, since j and g have the same domains and $j(x) = \sqrt{9x} = \sqrt{9}\sqrt{x} = 3\sqrt{x} = g(x)$. (We invite the reader to verify that the all of the points we plotted on the graph of g lie on the graph of j and vice-versa.) Hence, for $f(x) = \sqrt{x}$, a vertical stretch by a factor of 3 and a horizontal shrink by a factor of 9 result in the same transformation. While this kind of phenomenon is not universal, it happens commonly enough with some of the families of functions studied in College Algebra that it is worthy of note. Secondly, to graph the function m , we applied a series of four transformations. While it would have been easier on the authors to simply inform the reader of which steps to take, we have strived to explain why the order in which the transformations were applied made sense. We generalize the procedure in the theorem below.

THEOREM 1.7. Transformations. Suppose f is a function. To graph

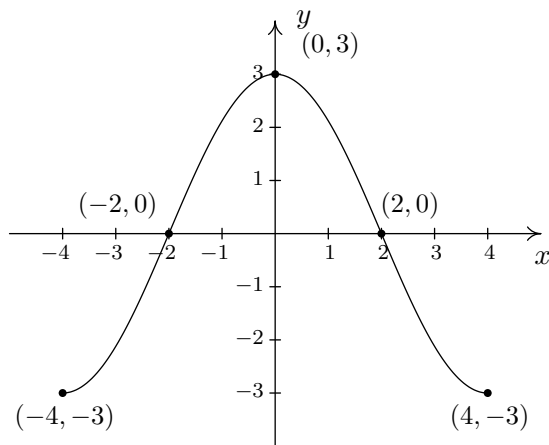
$$g(x) = Af(Bx + H) + K$$

1. Subtract H from each of the x -coordinates of the points on the graph of f . This results in a horizontal shift to the left if $H > 0$ or right if $H < 0$.
2. Divide the x -coordinates of the points on the graph obtained in Step 1 by B . This results in a horizontal scaling, but may also include a reflection about the y -axis if $B < 0$.
3. Multiply the y -coordinates of the points on the graph obtained in Step 2 by A . This results in a vertical scaling, but may also include a reflection about the x -axis if $A < 0$.
4. Add K to each of the y -coordinates of the points on the graph obtained in Step 3. This results in a vertical shift up if $K > 0$ or down if $K < 0$.

Theorem 1.7 can be established by generalizing the techniques developed in this section. Suppose (a, b) is on the graph of f . Then $f(a) = b$, and to make good use of this fact, we set $Bx + H = a$ and solve. We first subtract the H (causing the horizontal shift) and then divide by B . If B

is a positive number, this induces only a horizontal scaling by a factor of $\frac{1}{B}$. If $B < 0$, then we have a factor of -1 in play, and dividing by it induces a reflection about the y -axis. So we have $x = \frac{a-H}{B}$ as the input to g which corresponds to the input $x = a$ to f . We now evaluate $g\left(\frac{a-H}{B}\right) = Af\left(B \cdot \frac{a-H}{B} + H\right) + K = Af(a) + K = Ab + K$. We notice that the output from f is first multiplied by A . As with the constant B , if $A > 0$, this induces only a vertical scaling. If $A < 0$, then the -1 induces a reflection across the x -axis. Finally, we add K to the result, which is our vertical shift. A less precise, but more intuitive way to paraphrase Theorem 1.7 is to think of the quantity $Bx + H$ is the ‘inside’ of the function f . What’s happening inside f affects the inputs or x -coordinates of the points on the graph of f . To find the x -coordinates of the corresponding points on g , we undo what has been done to x in the same way we would solve an equation. What’s happening to the output can be thought of as things happening ‘outside’ the function, f . Things happening outside affect the outputs or y -coordinates of the points on the graph of f . Here, we follow the usual order of operations agreement: we first multiply by A then add K to find the corresponding y -coordinates on the graph of g .

EXAMPLE 1.8.4. Below is the complete graph of $y = f(x)$. Use it to graph $g(x) = \frac{4-3f(1-2x)}{2}$.



SOLUTION. We use Theorem 1.7 to track the five ‘key points’ $(-4, -3)$, $(-2, 0)$, $(0, 3)$, $(2, 0)$ and $(4, -3)$ indicated on the graph of f to their new locations. We first rewrite $g(x)$ in the form presented in Theorem 1.7, $g(x) = -\frac{3}{2}f(-2x + 1) + 2$. We set $-2x + 1$ equal to the x -coordinates of the key points and solve. For example, solving $-2x + 1 = -4$, we first subtract 1 to get $-2x = -5$ then divide by -2 to get $x = \frac{5}{2}$. Subtracting the 1 is a horizontal shift to the left 1 unit. Dividing by -2 can be thought of as a two step process: dividing by 2 which compresses the graph horizontally by a factor of 2 followed by dividing (multiplying) by -1 which causes a reflection across the y -axis. We summarize the results in the table below.

$(a, f(a))$	a	$-2x + 1 = a$	x
$(-4, -3)$	-4	$-2x + 1 = -4$	$x = \frac{5}{2}$
$(-2, 0)$	-2	$-2x + 1 = -2$	$x = \frac{3}{2}$
$(0, 3)$	0	$-2x + 1 = 0$	$x = \frac{1}{2}$
$(2, 0)$	2	$-2x + 1 = 2$	$x = -\frac{1}{2}$
$(4, -3)$	4	$-2x + 1 = 4$	$x = -\frac{3}{2}$

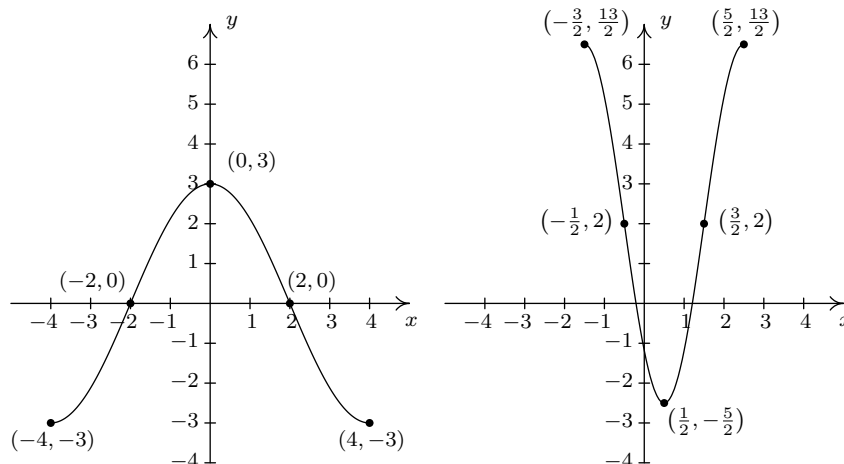
Next, we take each of the x values and substitute them into $g(x) = -\frac{3}{2}f(-2x + 1) + 2$ to get the corresponding y -values. Substituting $x = \frac{5}{2}$, and using the fact that $f(-4) = -3$, we get

$$g\left(\frac{5}{2}\right) = -\frac{3}{2}f\left(-2\left(\frac{5}{2}\right) + 1\right) + 2 = -\frac{3}{2}f(-4) + 2 = -\frac{3}{2}(-3) + 2 = \frac{9}{2} + 2 = \frac{13}{2}$$

We see the output from f is first multiplied by $-\frac{3}{2}$. Thinking of this as a two step process, multiplying by $\frac{3}{2}$ then by -1 , we see we have a vertical stretch by a factor of $\frac{3}{2}$ followed by a reflection across the x -axis. Adding 2 results in a vertical shift up 2 units. Continuing in this manner, we get the table below.

x	$g(x)$	$(x, g(x))$
$\frac{5}{2}$	$\frac{13}{2}$	$(\frac{5}{2}, \frac{13}{2})$
$\frac{3}{2}$	2	$(\frac{3}{2}, 2)$
$\frac{1}{2}$	$-\frac{5}{2}$	$(\frac{1}{2}, -\frac{5}{2})$
$-\frac{1}{2}$	2	$(-\frac{1}{2}, 2)$
$-\frac{3}{2}$	$\frac{13}{2}$	$(-\frac{3}{2}, \frac{13}{2})$

To graph g , we plot each of the points in the table above and connect them in the same order and fashion as the points to which they correspond. Plotting f and g side-by-side gives



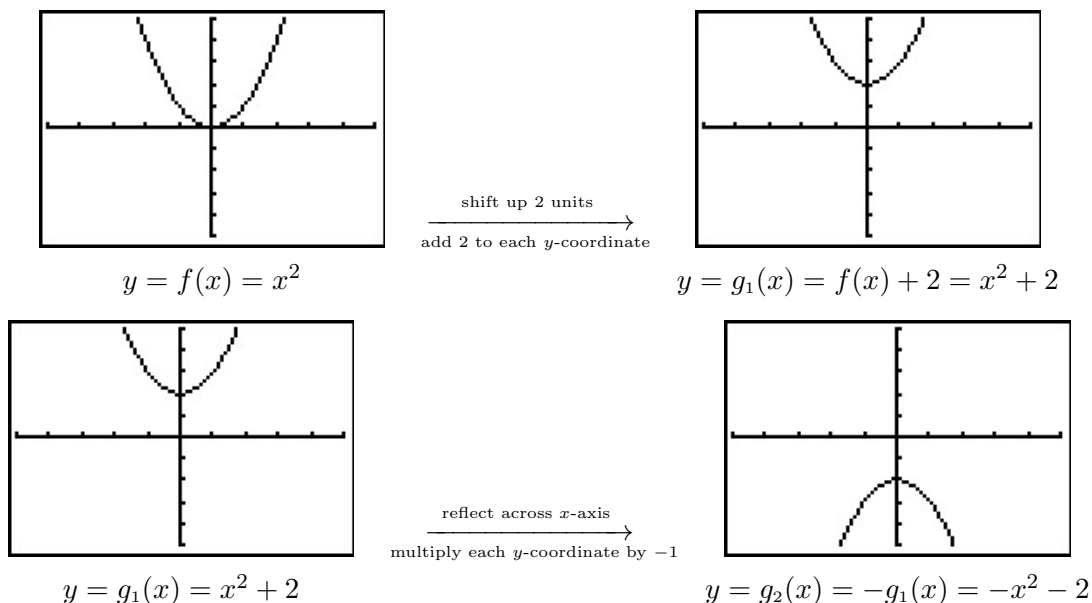
The reader is strongly encouraged¹¹ to graph the series of functions which shows the gradual transformation of the graph of f into the graph of g . We have outlined the sequence of transformations in the above exposition; all that remains is to plot all five intermediate stages. \square

Our last example turns the tables and asks for the formula of a function given a desired sequence of transformations. If nothing else, it is a good review of function notation.

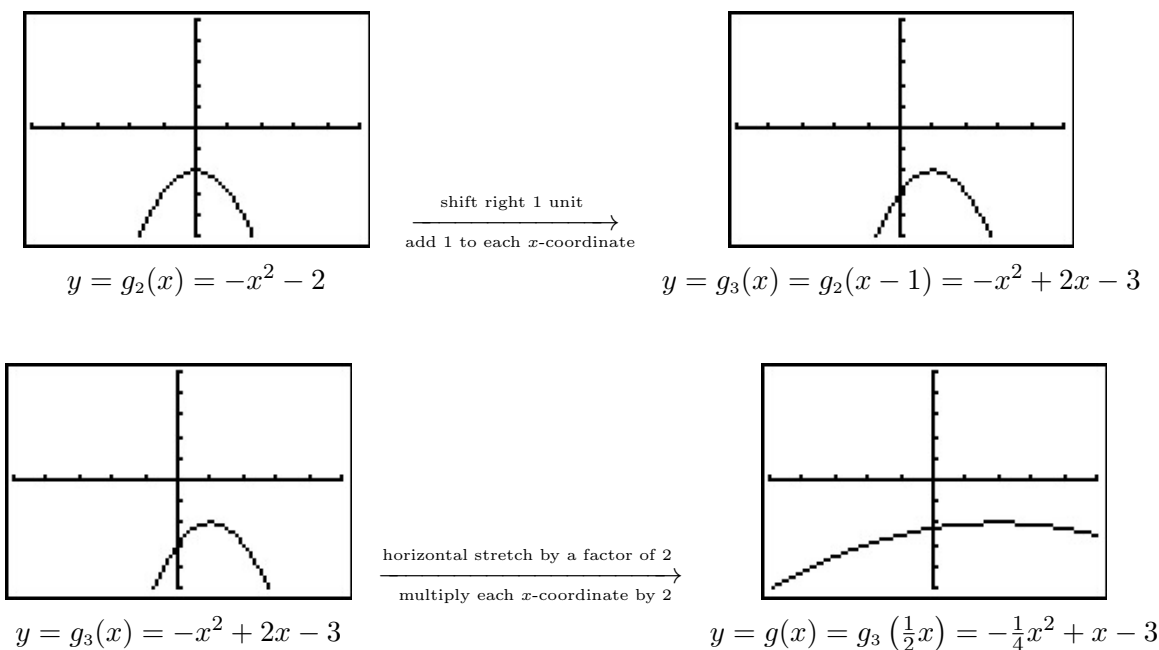
EXAMPLE 1.8.5. Let $f(x) = x^2$. Find and simplify the formula of the function $g(x)$ whose graph is the result of f undergoing the following sequence of transformations. Check your answer using a graphing calculator.

1. Vertical shift up 2 units
2. Reflection across the x -axis
3. Horizontal shift right 1 unit
4. Horizontal stretch by a factor of 2

SOLUTION. We build up to a formula for $g(x)$ using intermediate functions as we've seen in previous examples. We let g_1 take care of our first step. Theorem 1.2 tells us $g_1(x) = f(x) + 2 = x^2 + 2$. Next, we reflect the graph of g_1 about the x -axis using Theorem 1.4: $g_2(x) = -g_1(x) = -(x^2 + 2) = -x^2 - 2$. We shift the graph to the right 1 unit, according to Theorem 1.3, by setting $g_3(x) = g_2(x - 1) = -(x - 1)^2 - 2 = -x^2 + 2x - 3$. Finally, we induce a horizontal stretch by a factor of 2 using Theorem 1.6 to get $g(x) = g_3(\frac{1}{2}x) = -(\frac{1}{2}x)^2 + 2(\frac{1}{2}x) - 3$ which yields $g(x) = -\frac{1}{4}x^2 + x - 3$. We use the calculator to graph the stages below to confirm our result.

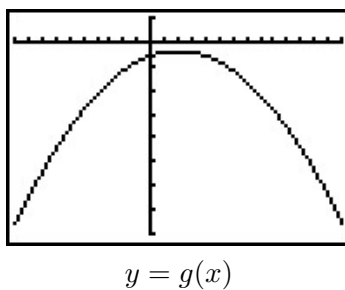


¹¹You really should do this once in your life.



□

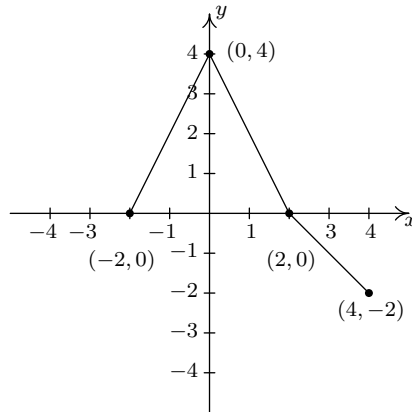
We have kept the viewing window the same in all of the graphs above. This had the undesirable consequence of making the last graph look ‘incomplete’ in that we cannot see the original shape of $f(x) = x^2$. Altering the viewing window results in a more complete graph of the transformed function as seen below.



This example brings our first chapter to a close. In the chapters which lie ahead, be on the lookout for the concepts developed here to resurface as we study different families of functions.

1.8.1 EXERCISES

1. The complete graph of $y = f(x)$ is given below. Use it to graph the following functions.



The graph of $y = f(x)$

(a) $y = f(x) - 1$

(d) $y = f(2x)$

(g) $y = f(x + 1) - 1$

(b) $y = f(x + 1)$

(e) $y = -f(x)$

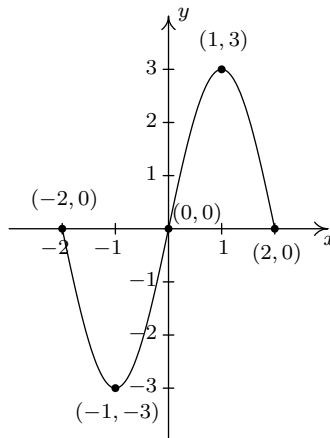
(h) $y = 1 - f(x)$

(c) $y = \frac{1}{2}f(x)$

(f) $y = f(-x)$

(i) $y = \frac{1}{2}f(x + 1) - 1$

2. The complete graph of $y = S(x)$ is given below. Use it to graph the following functions.



The graph of $y = S(x)$

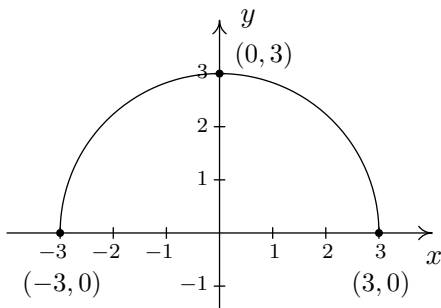
(a) $y = S(x + 1)$

(c) $y = \frac{1}{2}S(-x + 1)$

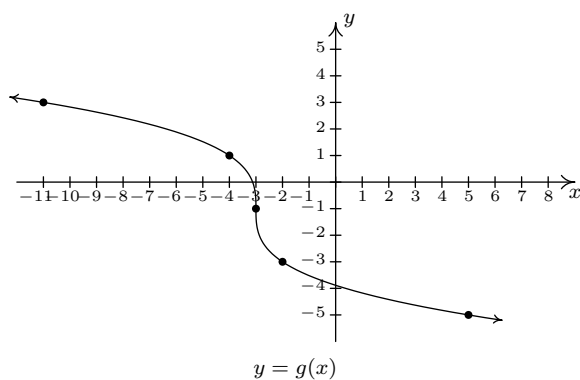
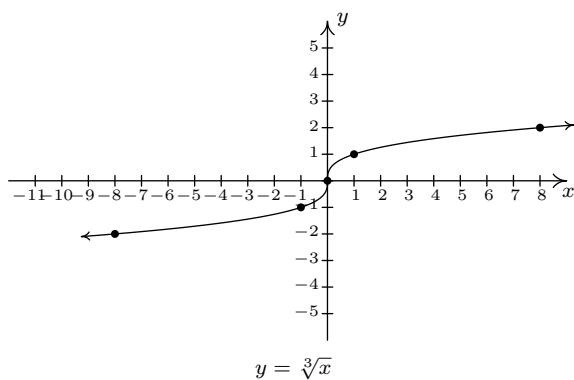
(b) $y = S(-x + 1)$

(d) $y = \frac{1}{2}S(-x + 1) + 1$

3. The complete graph of $y = f(x)$ is given below. Use it to graph the following functions.



- | | |
|--|--|
| (a) $g(x) = f(x) + 3$ | (g) $d(x) = -2f(x)$ |
| (b) $h(x) = f(x) - \frac{1}{2}$ | (h) $k(x) = f\left(\frac{2}{3}x\right)$ |
| (c) $j(x) = f\left(x - \frac{2}{3}\right)$ | (i) $m(x) = -\frac{1}{4}f(3x)$ |
| (d) $a(x) = f(x + 4)$ | (j) $n(x) = 4f(x - 3) - 6$ |
| (e) $b(x) = f(x + 1) - 1$ | (k) $p(x) = 4 + f(1 - 2x)$ |
| (f) $c(x) = \frac{3}{5}f(x)$ | (l) $q(x) = -\frac{1}{2}f\left(\frac{x+4}{2}\right) - 3$ |
4. The graph of $y = f(x) = \sqrt[3]{x}$ is given below on the left and the graph of $y = g(x)$ is given on the right. Find a formula for g based on transformations of the graph of f . Check your answer by confirming that the points shown on the graph of g satisfy the equation $y = g(x)$.

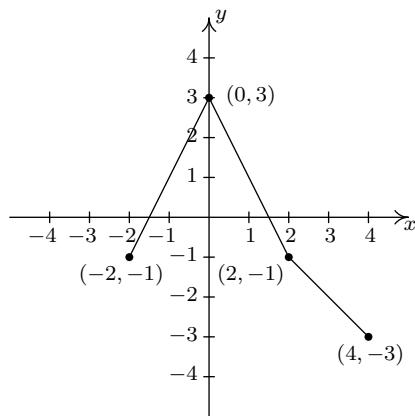


5. For many common functions, the properties of algebra make a horizontal scaling the same as a vertical scaling by (possibly) a different factor. For example, we stated earlier that $\sqrt{9x} = 3\sqrt{x}$. With the help of your classmates, find the equivalent vertical scaling produced by the horizontal scalings $y = (2x)^3$, $y = |5x|$, $y = \sqrt[3]{27x}$ and $y = \left(\frac{1}{2}x\right)^2$. What about $y = (-2x)^3$, $y = |-5x|$, $y = \sqrt[3]{-27x}$ and $y = \left(-\frac{1}{2}x\right)^2$?

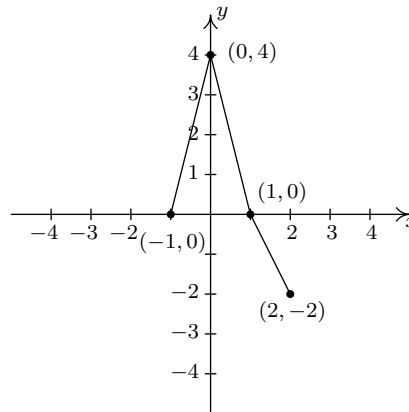
6. We mentioned earlier in the section that, in general, the order in which transformations are applied matters, yet in our first example with two transformations the order did not matter. (You could perform the shift to the left followed by the shift down or you could shift down and then left to achieve the same result.) With the help of your classmates, determine the situations in which order does matter and those in which it does not.
7. What happens if you reflect an even function across the y -axis?
8. What happens if you reflect an odd function across the y -axis?
9. What happens if you reflect an even function across the x -axis?
10. What happens if you reflect an odd function across the x -axis?
11. How would you describe symmetry about the origin in terms of reflections?
12. As we saw in Example 1.8.5, the viewing window on the graphing calculator affects how we see the transformations done to a graph. Using two different calculators, find viewing windows so that $f(x) = x^2$ on the one calculator looks like $g(x) = 3x^2$ on the other.

1.8.2 ANSWERS

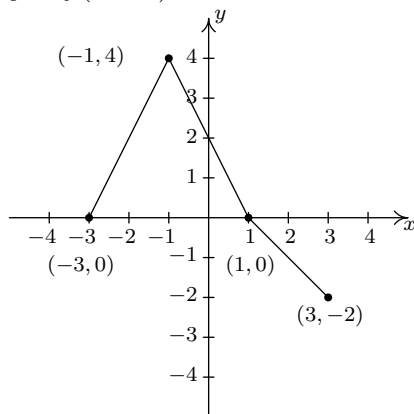
1. (a) $y = f(x) - 1$



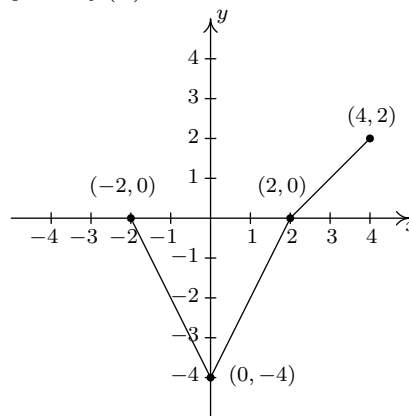
(d) $y = f(2x)$



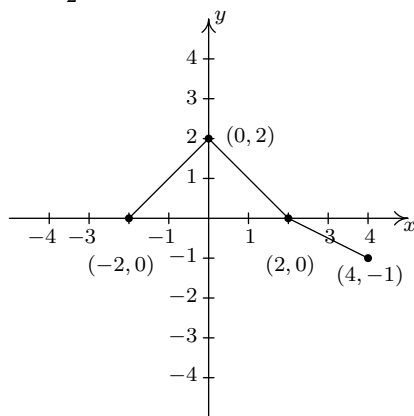
(b) $y = f(x + 1)$



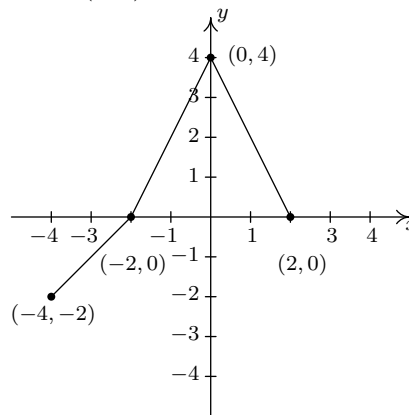
(e) $y = -f(x)$



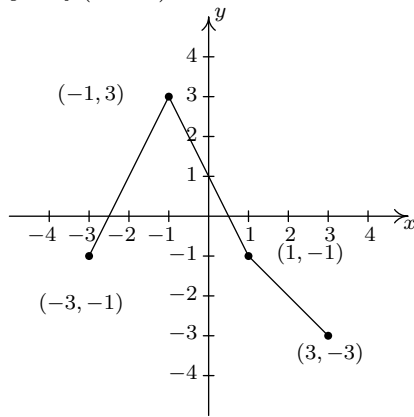
(c) $y = \frac{1}{2}f(x)$



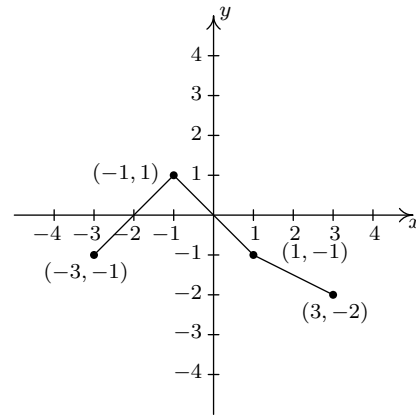
(f) $y = f(-x)$



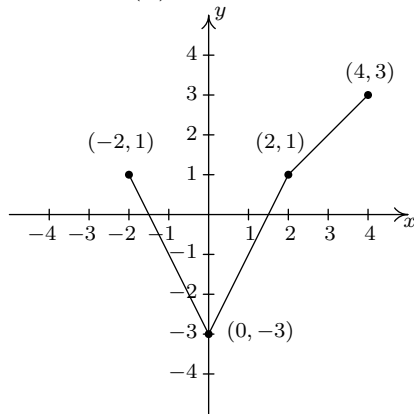
(g) $y = f(x + 1) - 1$



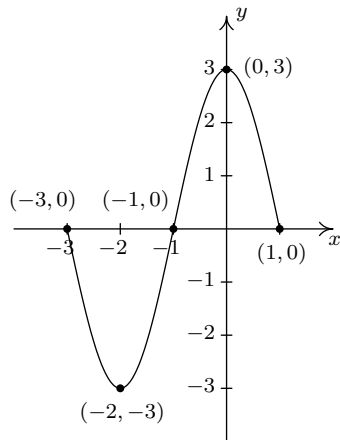
(i) $y = \frac{1}{2}f(x + 1) - 1$



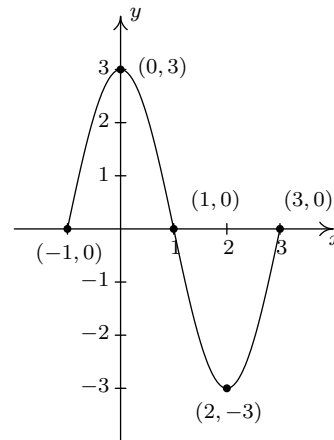
(h) $y = 1 - f(x)$



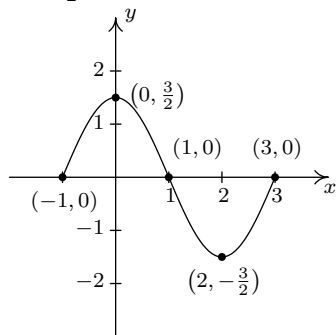
2. (a) $y = S(x + 1)$



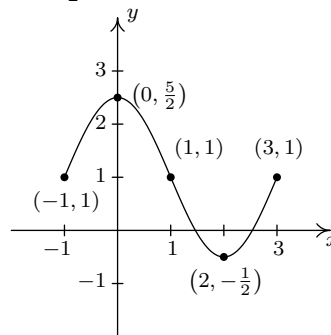
(b) $y = S(-x + 1)$



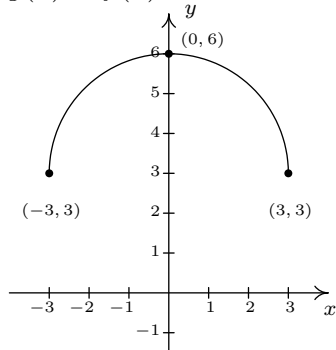
(c) $y = \frac{1}{2}S(-x + 1)$



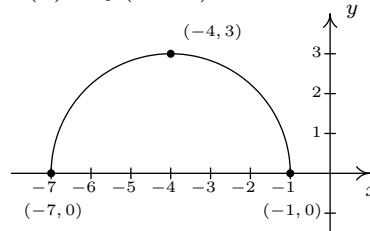
(d) $y = \frac{1}{2}S(-x + 1) + 1$



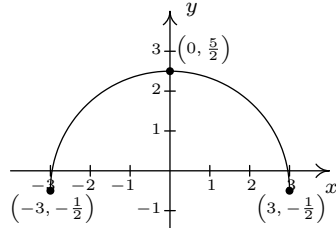
3. (a) $g(x) = f(x) + 3$



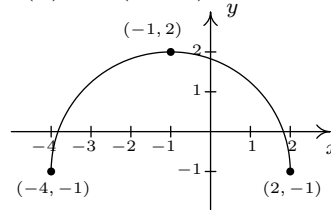
(d) $a(x) = f(x + 4)$



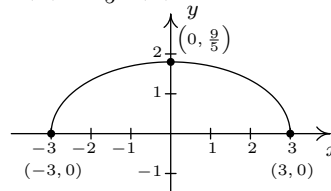
(b) $h(x) = f(x) - \frac{1}{2}$



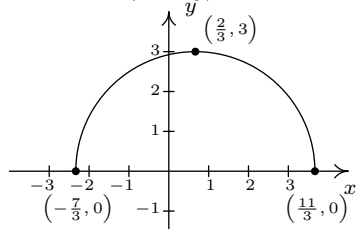
(e) $b(x) = f(x + 1) - 1$



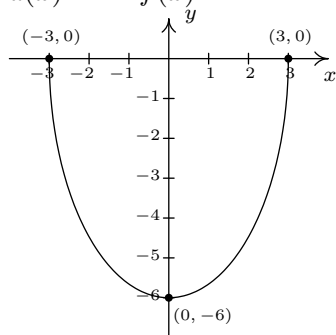
(f) $c(x) = \frac{3}{5}f(x)$



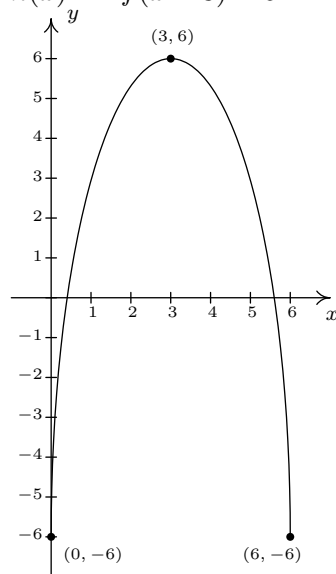
(c) $j(x) = f(x - \frac{2}{3})$



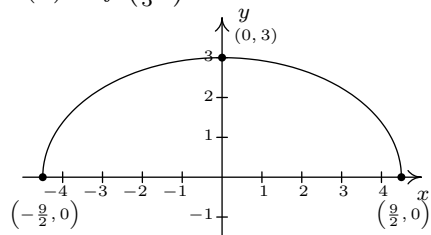
(g) $d(x) = -2f(x)$



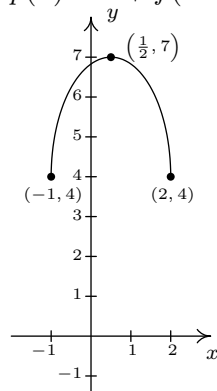
(j) $n(x) = 4f(x - 3) - 6$



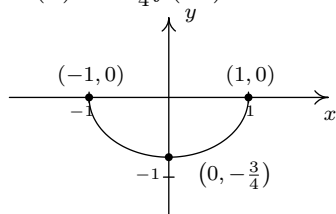
(h) $k(x) = f\left(\frac{2}{3}x\right)$



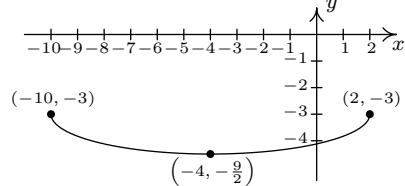
(k) $p(x) = 4 + f(1 - 2x) = f(-2x + 1) + 4$



(i) $m(x) = -\frac{1}{4}f(3x)$



(l) $q(x) = -\frac{1}{2}f\left(\frac{x+4}{2}\right) - 3 = -\frac{1}{2}f\left(\frac{1}{2}x + 2\right) - 3$



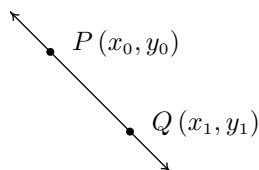
4. $g(x) = -2\sqrt[3]{x+3} - 1$ or $g(x) = 2\sqrt[3]{-x-3} - 1$

CHAPTER 2

LINEAR AND QUADRATIC FUNCTIONS

2.1 LINEAR FUNCTIONS

We now begin the study of families of functions. Our first family, linear functions, are old friends as we shall soon see. Recall from Geometry that two distinct points in the plane determine a unique line containing those points, as indicated below.



To give a sense of the ‘steepness’ of the line, we recall we can compute the **slope** of the line using the formula below.

EQUATION 2.1. The **slope** m of the line containing the points $P(x_0, y_0)$ and $Q(x_1, y_1)$ is:

$$m = \frac{y_1 - y_0}{x_1 - x_0},$$

provided $x_1 \neq x_0$.

A couple of notes about Equation 2.1 are in order. First, don’t ask why we use the letter ‘ m ’ to represent slope. There are many explanations out there, but apparently no one really knows for sure.¹ Secondly, the stipulation $x_1 \neq x_0$ ensures that we aren’t trying to divide by zero. The reader is invited to pause to think about what is happening geometrically; the anxious reader can skip along to the next example.

EXAMPLE 2.1.1. Find the slope of the line containing the following pairs of points, if it exists. Plot each pair of points and the line containing them.

¹See www.mathforum.org or www.mathworld.wolfram.com for discussions on this topic.

1. $P(0, 0), Q(2, 4)$

2. $P(-1, 2), Q(3, 4)$

3. $P(-2, 3), Q(2, -3)$

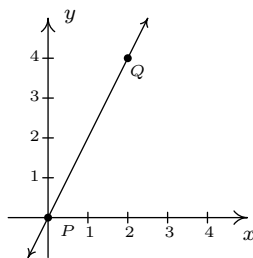
4. $P(-3, 2), Q(4, 2)$

5. $P(2, 3), Q(2, -1)$

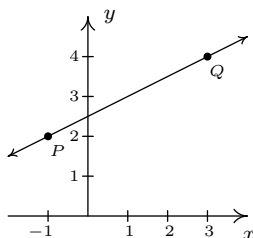
6. $P(2, 3), Q(2.1, -1)$

SOLUTION. In each of these examples, we apply the slope formula, Equation 2.1.

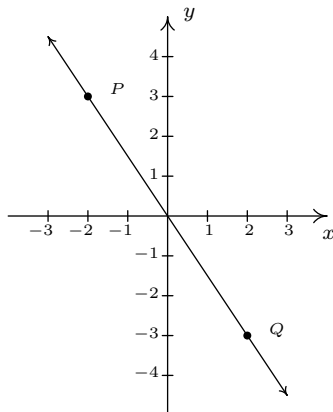
1.
$$m = \frac{4 - 0}{2 - 0} = \frac{4}{2} = 2$$



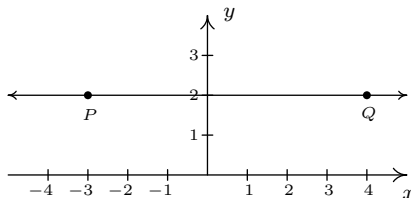
2.
$$m = \frac{4 - 2}{3 - (-1)} = \frac{2}{4} = \frac{1}{2}$$



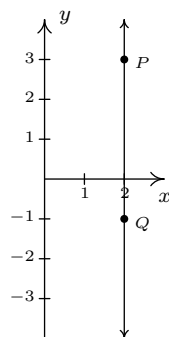
3.
$$m = \frac{-3 - 3}{2 - (-2)} = \frac{-6}{4} = -\frac{3}{2}$$



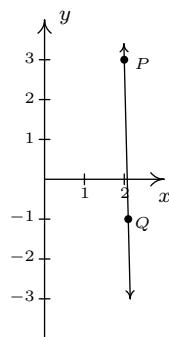
4.
$$m = \frac{2 - 2}{4 - (-3)} = \frac{0}{7} = 0$$



$$5. \quad m = \frac{-1 - 3}{2 - 2} = \frac{-4}{0}, \text{ which is undefined}$$

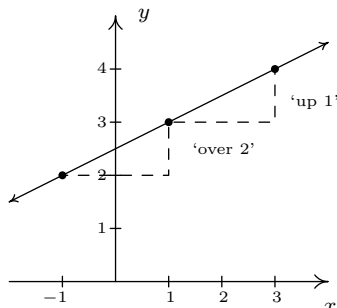


$$6. \quad m = \frac{-1 - 3}{2.1 - 2} = \frac{-4}{0.1} = -40$$



□

A few comments about Example 2.1.1 are in order. First, for reasons which will be made clear soon, if the slope is positive then the resulting line is said to be increasing. If it is negative, we say the line is decreasing. A slope of 0 results in a horizontal line which we say is constant, and an undefined slope results in a vertical line.² Second, the larger the slope is in absolute value, the steeper the line. You may recall from Intermediate Algebra that slope can be described as the ratio ‘ $\frac{\text{rise}}{\text{run}}$ ’. For example, in the second part of Example 2.1.1, we found the slope to be $\frac{1}{2}$. We can interpret this as a rise of 1 unit upward for every 2 units to the right we travel along the line, as shown below.



²Some authors use the unfortunate moniker ‘no slope’ when a slope is undefined. It’s easy to confuse the notions of ‘no slope’ with ‘slope of 0’. For this reason, we will describe slopes of vertical lines as ‘undefined’.

Using more formal notation, given points (x_0, y_0) and (x_1, y_1) , we use the Greek letter delta ‘ Δ ’ to write $\Delta y = y_1 - y_0$ and $\Delta x = x_1 - x_0$. In most scientific circles, the symbol Δ means ‘change in’. Hence, we may write

$$m = \frac{\Delta y}{\Delta x},$$

which describes the slope as the **rate of change** of y with respect to x . Rates of change abound in the ‘real world,’ as the next example illustrates.

EXAMPLE 2.1.2. At 6 AM, it is 24°F ; at 10 AM, it is 32°F .

1. Find the slope of the line containing the points $(6, 24)$ and $(10, 32)$.
2. Interpret your answer to the first part in terms of temperature and time.
3. Predict the temperature at noon.

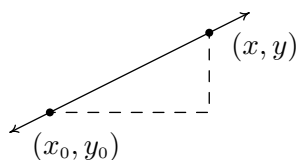
SOLUTION.

1. For the slope, we have $m = \frac{32-24}{10-6} = \frac{8}{4} = 2$.
2. Since the values in the numerator correspond to the temperatures in $^\circ\text{F}$, and the values in the denominator correspond to time in hours, we can interpret the slope as $2 = \frac{2}{1} = \frac{2^\circ\text{F}}{1\text{ hour}}$, or 2°F per hour. Since the slope is positive, we know this corresponds to an increasing line. Hence, the temperature is increasing at a rate of 2°F per hour.
3. Noon is two hours after 10 AM. Assuming a temperature increase of 2°F per hour, in two hours the temperature should rise 4°F . Since the temperature at 10 AM is 32°F , we would expect the temperature at noon to be $32 + 4 = 36^\circ\text{F}$.

□

Now it may well happen that in the previous scenario, at noon the temperature is only 33°F . This doesn’t mean our calculations are incorrect. Rather, it means that the temperature change throughout the day isn’t a constant 2°F per hour. Mathematics is often used to describe, or **model**, real world phenomena. Mathematical models are just that: models. The predictions we get out of the models may be mathematically accurate, but may not resemble what happens in the real world. We will discuss this more thoroughly in Section 2.5.

In Section 1.2, we discussed the equations of vertical and horizontal lines. Using the concept of slope, we can develop equations for the other varieties of lines. Suppose a line has a slope of m and contains the point (x_0, y_0) . Suppose (x, y) is another point on the line, as indicated below.



We have

$$\begin{aligned} m &= \frac{y - y_0}{x - x_0} \\ m(x - x_0) &= y - y_0 \\ y - y_0 &= m(x - x_0) \\ y &= m(x - x_0) + y_0. \end{aligned}$$

We have just derived the **point-slope form** of a line.³

EQUATION 2.2. The **point-slope form** of the line with slope m containing the point (x_0, y_0) is the equation $y = m(x - x_0) + y_0$.

EXAMPLE 2.1.3. Write the equation of the line containing the points $(-1, 3)$ and $(2, 1)$.

SOLUTION. In order to use Equation 2.2 we need to find the slope of the line in question. So we use Equation 2.1 to get $m = \frac{\Delta y}{\Delta x} = \frac{1-3}{2-(-1)} = -\frac{2}{3}$. We are spoiled for choice for a point (x_0, y_0) . We'll use $(-1, 3)$ and leave it to the reader to check that using $(2, 1)$ results in the same equation. Substituting into the point-slope form of the line, we get

$$\begin{aligned} y &= m(x - x_0) + y_0 \\ y &= -\frac{2}{3}(x - (-1)) + 3 \\ y &= -\frac{2}{3}x - \frac{2}{3} + 3 \\ y &= -\frac{2}{3}x + \frac{7}{3}. \end{aligned}$$

We can check our answer by showing that both $(-1, 3)$ and $(2, 1)$ are on the graph of $y = -\frac{2}{3}x + \frac{7}{3}$ algebraically, as we did in Section 1.3. □

In simplifying the equation of the line in the previous example, we produced another form of a line, the **slope-intercept form**. This is the familiar $y = mx + b$ form you have probably seen in Intermediate Algebra. The 'intercept' in 'slope-intercept' comes from the fact that if we set $x = 0$, we get $y = b$. In other words, the y -intercept of the line $y = mx + b$ is $(0, b)$.

EQUATION 2.3. The **slope-intercept form** of the line with slope m and y -intercept $(0, b)$ is the equation $y = mx + b$.

Note that if we have slope $m = 0$, we get the equation $y = b$ which matches our formula for a horizontal line given in Section 1.2. The formula given in Equation 2.3 can be used to describe all lines except vertical lines. All lines except vertical lines are functions (why?) and so we have finally reached a good point to introduce **linear functions**.

³We can also understand this equation in terms of applying transformations to the function $I(x) = x$. See the exercises.

DEFINITION 2.1. A **linear function** is a function of the form

$$f(x) = mx + b,$$

where m and b are real numbers with $m \neq 0$. The domain of a linear function is $(-\infty, \infty)$.

For the case $m = 0$, we get $f(x) = b$. These are given their own classification.

DEFINITION 2.2. A **constant function** is a function of the form

$$f(x) = b,$$

where b is real number. The domain of a constant function is $(-\infty, \infty)$.

Recall that to graph a function, f , we graph the equation $y = f(x)$. Hence, the graph of a linear function is a line with slope m and y -intercept $(0, b)$; the graph of a constant function is a horizontal line (with slope $m = 0$) and a y -intercept of $(0, b)$. Now think back to Section 1.7.1, specifically Definition 1.8 concerning increasing, decreasing and constant functions. A line with positive slope was called an increasing line because a linear function with $m > 0$ is an increasing function. Similarly, a line with a negative slope was called a decreasing line because a linear function with $m < 0$ is a decreasing function. And horizontal lines were called constant because, well, we hope you've already made the connection.

EXAMPLE 2.1.4. Graph the following functions. Identify the slope and y -intercept.

1. $f(x) = 3$

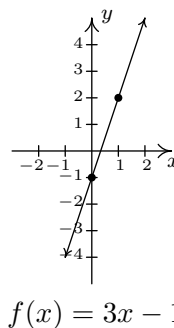
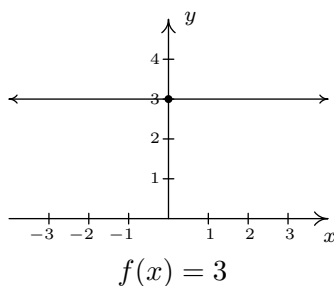
3. $f(x) = \frac{3 - 2x}{4}$

2. $f(x) = 3x - 1$

4. $f(x) = \frac{x^2 - 4}{x - 2}$

SOLUTION.

- To graph $f(x) = 3$, we graph $y = 3$. This is a horizontal line ($m = 0$) through $(0, 3)$.
- The graph of $f(x) = 3x - 1$ is the graph of the line $y = 3x - 1$. Comparison of this equation with Equation 2.3 yields $m = 3$ and $b = -1$. Hence, our slope is 3 and our y -intercept is $(0, -1)$. To get another point on the line, we can plot $(1, f(1)) = (1, 2)$.

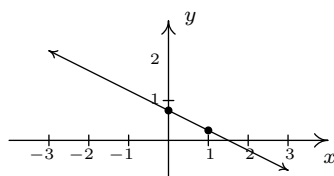


3. At first glance, the function $f(x) = \frac{3-2x}{4}$ does not fit the form in Definition 2.1 but after some rearranging we get $f(x) = \frac{3-2x}{4} = \frac{3}{4} - \frac{2x}{4} = -\frac{1}{2}x + \frac{3}{4}$. We identify $m = -\frac{1}{2}$ and $b = \frac{3}{4}$. Hence, our graph is a line with a slope of $-\frac{1}{2}$ and a y -intercept of $(0, \frac{3}{4})$. Plotting an additional point, we can choose $(1, f(1))$ to get $(1, \frac{1}{4})$.

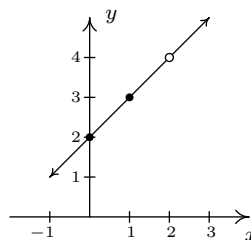
4. If we simplify the expression for f , we get

$$f(x) = \frac{x^2 - 4}{x - 2} = \frac{\cancel{(x-2)}(x+2)}{\cancel{(x-2)}} = x + 2.$$

If we were to state $f(x) = x + 2$, we would be committing a sin of omission. Remember, to find the domain of a function, we do so **before** we simplify! In this case, f has big problems when $x = 2$, and as such, the domain of f is $(-\infty, 2) \cup (2, \infty)$. To indicate this, we write $f(x) = x + 2, x \neq 2$. So, except at $x = 2$, we graph the line $y = x + 2$. The slope $m = 1$ and the y -intercept is $(0, 2)$. A second point on the graph is $(1, f(1)) = (1, 3)$. Since our function f is not defined at $x = 2$, we put an open circle at the point that would be on the line $y = x + 2$ when $x = 2$, namely $(2, 4)$.



$$f(x) = \frac{3 - 2x}{4}$$



$$f(x) = \frac{x^2 - 4}{x - 2}$$

□

The last two functions in the previous example showcase some of the difficulty in defining a linear function using the phrase ‘of the form’ as in Definition 2.1, since some algebraic manipulations may be needed to rewrite a given function to match ‘the form.’ Keep in mind that the domains of linear and constant functions are all real numbers, $(-\infty, \infty)$, and so while $f(x) = \frac{x^2-4}{x-2}$ simplified to a formula $f(x) = x + 2$, f is not considered a linear function since its domain excludes $x = 2$. However, we would consider

$$f(x) = \frac{2x^2 + 2}{x^2 + 1}$$

to be a constant function since its domain is all real numbers (why?) and

$$f(x) = \frac{2x^2 + 2}{x^2 + 1} = \frac{2(\cancel{x^2 + 1})}{(\cancel{x^2 + 1})} = 2$$

The following example uses linear functions to model some basic economic relationships.

EXAMPLE 2.1.5. The cost, C , in dollars, to produce x PortaBoy⁴ game systems for a local retailer is given by $C(x) = 80x + 150$ for $x \geq 0$.

1. Find and interpret $C(10)$.
2. How many PortaBoys can be produced for \$15,000?
3. Explain the significance of the restriction on the domain, $x \geq 0$.
4. Find and interpret $C(0)$.
5. Find and interpret the slope of the graph of $y = C(x)$.

SOLUTION.

1. To find $C(10)$, we replace every occurrence of x with 10 in the formula for $C(x)$ to get $C(10) = 80(10) + 150 = 950$. Since x represents the number of PortaBoys produced, and $C(x)$ represents the cost, in dollars, $C(10) = 950$ means it costs \$950 to produce 10 PortaBoys for the local retailer.
2. To find how many PortaBoys can be produced for \$15,000, we set the cost, $C(x)$, equal to 15000, and solve for x

$$\begin{aligned} C(x) &= 15000 \\ 80x + 150 &= 15000 \\ 80x &= 14850 \\ x &= \frac{14850}{80} = 185.625 \end{aligned}$$

Since we can only produce a whole number amount of PortaBoys, we can produce 185 PortaBoys for \$15,000.

3. The restriction $x \geq 0$ is the applied domain, as discussed in Section 1.5. In this context, x represents the number of PortaBoys produced. It makes no sense to produce a negative quantity of game systems.⁵
4. To find $C(0)$, we replace every occurrence of x with 0 in the formula for $C(x)$ to get $C(0) = 80(0) + 150 = 150$. This means it costs \$150 to produce 0 PortaBoys. The \$150 is often called the **fixed** or **start-up** cost of this venture. (What might contribute to this cost?)

⁴The similarity of this name to [PortaJohn](#) is deliberate.

⁵Actually, it makes no sense to produce a fractional part of a game system, either, as we saw in the previous part of this example. This absurdity, however, seems quite forgivable in some textbooks but not to us.

5. If we were to graph $y = C(x)$, we would be graphing the portion of the line $y = 80x + 150$ for $x \geq 0$. We recognize the slope, $m = 80$. Like any slope, we can interpret this as a rate of change. In this case, $C(x)$ is the cost in dollars, while x measures the number of PortaBoys so

$$m = \frac{\Delta y}{\Delta x} = \frac{\Delta C}{\Delta x} = 80 = \frac{80}{1} = \frac{\$80}{1 \text{ PortaBoy}}.$$

In other words, the cost is increasing at a rate of \$80 per PortaBoy produced. This is often called the **variable cost** for this venture. \square

The next example asks us to find a linear function to model a related economic problem.

EXAMPLE 2.1.6. The local retailer in Example 2.1.5 has determined that the number of PortaBoy game systems sold in a week, x , is related to the price of each system, p , in dollars. When the price was \$220, 20 game systems were sold in a week. When the systems went on sale the following week, 40 systems were sold at \$190 a piece.

1. Find a linear function which fits this data. Use the weekly sales, x , as the independent variable and the price p , as the dependent variable.
2. Find a suitable applied domain.
3. Interpret the slope.
4. If the retailer wants to sell 150 PortaBoys next week, what should the price be?
5. What would the weekly sales be if the price were set at \$150 per system?

SOLUTION.

1. We recall from Section 1.5 the meaning of ‘independent’ and ‘dependent’ variable. Since x is to be the independent variable, and p the dependent variable, we treat x as the input variable and p as the output variable. Hence, we are looking for a function of the form $p(x) = mx + b$. To determine m and b , we use the fact that 20 PortaBoys were sold during the week the price was 220 dollars and 40 units were sold when the price was 190 dollars. Using function notation, these two facts can be translated as $p(20) = 220$ and $p(40) = 190$. Since m represents the rate of change of p with respect to x , we have

$$m = \frac{\Delta p}{\Delta x} = \frac{190 - 220}{40 - 20} = \frac{-30}{20} = -1.5.$$

We now have determined $p(x) = -1.5x + b$. To determine b , we can use our given data again. Using $p(20) = 220$, we substitute $x = 20$ into $p(x) = -1.5x + b$ and set the result equal to 220: $-1.5(20) + b = 220$. Solving, we get $b = 250$. Hence, we get $p(x) = -1.5x + 250$. We can check our formula by computing $p(20)$ and $p(40)$ to see if we get 220 and 190, respectively. Incidentally, this equation is sometimes called the **price-demand**⁶ equation for this venture.

⁶Or simply the **demand** equation

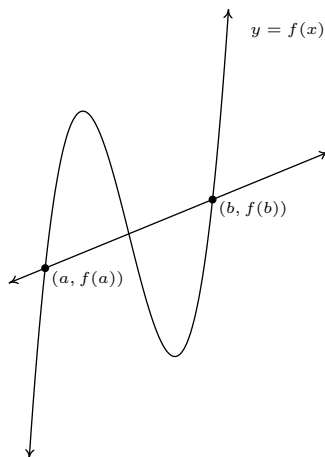
2. To determine the applied domain, we look at the physical constraints of the problem. Certainly, we can't sell a negative number of PortaBoys, so $x \geq 0$. However, we also note that the slope of this linear function is negative, and as such, the price is decreasing as more units are sold. Another constraint, then, is that the price, $p(x) \geq 0$. Solving $-1.5x + 250 \geq 0$ results in $-1.5x \geq -250$ or $x \leq \frac{500}{3} = 166.\bar{6}$. Since x represents the number of PortaBoys sold in a week, we round down to 166. As a result, a reasonable applied domain for p is $[0, 166]$.
3. The slope $m = -1.5$, once again, represents the rate of change of the price of a system with respect to weekly sales of PortaBoys. Since the slope is negative, we have that the price is decreasing at a rate of \$1.50 per PortaBoy sold. (Said differently, you can sell one more PortaBoy for every \$1.50 drop in price.)
4. To determine the price which will move 150 PortaBoys, we find $p(150) = -1.5(150) + 250 = 25$. That is, the price would have to be \$25.
5. If the price of a PortaBoy were set at \$150, we have $p(x) = 150$, or, $-1.5x + 250 = 150$. Solving, we get $-1.5x = -100$ or $x = 66.\bar{6}$. This means you would be able to sell 66 PortaBoys a week if the price were \$150 per system. \square

Not all real-world phenomena can be modeled using linear functions. Nevertheless, it is possible to use the concept of slope to help analyze non-linear functions using the following:

DEFINITION 2.3. Let f be a function defined on the interval $[a, b]$. The **average rate of change** of f over $[a, b]$ is defined as:

$$\frac{\Delta f}{\Delta x} = \frac{f(b) - f(a)}{b - a}$$

Geometrically, if we have the graph of $y = f(x)$, the average rate of change over $[a, b]$ is the slope of the line which connects $(a, f(a))$ and $(b, f(b))$. This is called the **secant line** through these points. For that reason, some textbooks use the notation m_{sec} for the average rate of change of a function. Note that for a linear function $m = m_{\text{sec}}$, or in other words, its rate of change over an interval is the same as its average rate of change.



The graph of $y = f(x)$ and its secant line through $(a, f(a))$ and $(b, f(b))$

The interested reader may question the adjective ‘average’ in the phrase ‘average rate of change.’ In the figure above, we can see that the function changes wildly on $[a, b]$, yet the slope of the secant line only captures a snapshot of the action at a and b . This situation is entirely analogous to the average speed on a trip. Suppose it takes you 2 hours to travel 100 miles. Your average speed is $\frac{100 \text{ miles}}{2 \text{ hours}} = 50$ miles per hour. However, it is entirely possible that at the start of your journey, you traveled 25 miles per hour, then sped up to 65 miles per hour, and so forth. The average rate of change is akin to your average speed on the trip. Your speedometer measures your speed at any one instant along the trip, your **instantaneous rates of change**, and this is one of the central themes of Calculus.⁷

When interpreting rates of change, we interpret them the same way we did slopes. In the context of functions, it may be helpful to think of the average rate of change as:

$$\frac{\text{change in outputs}}{\text{change in inputs}}$$

EXAMPLE 2.1.7. The **revenue** of selling x units at a price p per unit is given by the formula $R = xp$. Suppose we are in the scenario of Examples 2.1.5 and 2.1.6.

1. Find and simplify an expression for the weekly revenue R as a function of weekly sales, x .
2. Find and interpret the average rate of change of R over the interval $[0, 50]$.
3. Find and interpret the average rate of change of R as x changes from 50 to 100 and compare that to your result in part 2.
4. Find and interpret the average rate of change of weekly revenue as weekly sales increase from 100 PortaBoys to 150 PortaBoys.

SOLUTION.

⁷Here we go again...

1. Since $R = xp$, we substitute $p(x) = -1.5x + 250$ from Example 2.1.6 to get

$$R(x) = x(-1.5x + 250) = -1.5x^2 + 250x$$

2. Using Definition 2.3, we get the average rate of change is

$$\frac{\Delta R}{\Delta x} = \frac{R(50) - R(0)}{50 - 0} = \frac{8750 - 0}{50 - 0} = 175.$$

Interpreting this slope as we have in similar situations, we conclude that for every additional PortaBoy sold during a given week, the weekly revenue increases \$175.

3. The wording of this part is slightly different than that in Definition 2.3, but its meaning is to find the average rate of change of R over the interval $[50, 100]$. To find this rate of change, we compute

$$\frac{\Delta R}{\Delta x} = \frac{R(100) - R(50)}{100 - 50} = \frac{10000 - 8750}{50} = 25.$$

In other words, for each additional PortaBoy sold, the revenue increases by \$25. Note while the revenue is still increasing by selling more game systems, we aren't getting as much of an increase as we did in part 2 of this example. (Can you think of why this would happen?)

4. Translating the English to the mathematics, we are being asked to find the average rate of change of R over the interval $[100, 150]$. We find

$$\frac{\Delta R}{\Delta x} = \frac{R(150) - R(100)}{150 - 100} = \frac{3750 - 10000}{50} = -125.$$

This means that we are losing \$125 dollars of weekly revenue for each additional PortaBoy sold. (Can you think why this is possible?)

□

We close this section with a new look at difference quotients, first introduced in Section 1.5. If we wish to compute the average rate of change of a function f over the interval $[x, x + h]$, then we would have

$$\frac{\Delta f}{\Delta x} = \frac{f(x + h) - f(x)}{(x + h) - x} = \frac{f(x + h) - f(x)}{h}$$

As we have indicated, the rate of change of a function (average or otherwise) is of great importance in Calculus.⁸

⁸So, we are not torturing you with these for nothing.

2.1.1 EXERCISES

- Find both the point-slope form and the slope-intercept form of the line with the given slope which passes through the given point.
 - $m = \frac{1}{7}$, $P(-1, 4)$
 - $m = -\sqrt{2}$, $P(0, -3)$
 - $m = -5$, $P(\sqrt{3}, 2\sqrt{3})$
 - $m = 678$, $P(-1, -12)$
- Find the slope-intercept form of the line which passes through the given points.
 - $P(0, 0)$, $Q(-3, 5)$
 - $P(-1, -2)$, $Q(3, -2)$
 - $P(5, 0)$, $Q(0, -8)$
 - $P(3, -5)$, $Q(7, 4)$
- Water freezes at 0° Celsius and 32° Fahrenheit and it boils at 100°C and 212°F .
 - Find a linear function F that expresses temperature in the Fahrenheit scale in terms of degrees Celsius. Use this function to convert 20°C into Fahrenheit.
 - Find a linear function C that expresses temperature in the Celsius scale in terms of degrees Fahrenheit. Use this function to convert 110°F into Celsius.
 - Is there a temperature n such that $F(n) = C(n)$?
- A salesperson is paid \$200 per week plus 5% commission on her weekly sales of x dollars. Find a linear function that represents her total weekly pay in terms of x . What must her weekly sales be in order for her to earn \$475.00 for the week?
- Jeffrey can walk comfortably at 3 miles per hour. Find a linear function d that represents the total distance Jeffrey can walk in t hours, assuming he doesn't take any breaks.
- Carl can stuff 6 envelopes per *minute*. Find a linear function E that represents the total number of envelopes Carl can stuff after t hours, assuming he doesn't take any breaks.
- Find all of the points on the line $y = 2x + 1$ which are 4 units from the point $(-1, 3)$.
- Economic forces beyond anyone's control have changed the cost function for PortaBoys to $C(x) = 105x + 175$. Rework Example 2.1.5 with this new cost function.
- In response to the economic forces in the exercise above, the local retailer sets the selling price of a PortaBoy at \$250. Remarkably, 30 units were sold each week. When the systems went on sale for \$220, 40 units per week were sold. Rework Examples 2.1.6 and 2.1.7 with this new data. What difficulties do you encounter?
- Legend has it that a bull Sasquatch in rut will howl approximately 9 times per hour when it is 40°F outside and only 5 times per hour if it's 70°F . Assuming that the number of howls per hour, N , can be represented by a linear function of temperature Fahrenheit, find the number of howls per hour he'll make when it's only 20°F outside. What is the applied domain of this function? Why?

11. (Parallel Lines) Recall from Intermediate Algebra that parallel lines have the same slope. (Please note that two vertical lines are also parallel to one another even though they have an undefined slope.) In the exercises below, you are given a line and a point which is not on that line. Find the line parallel to the given line which passes through the given point.

(a) $y = 3x + 2$, $P(0, 0)$

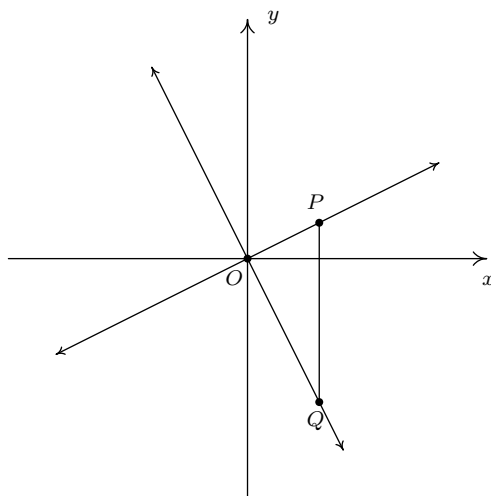
(b) $y = -6x + 5$, $P(3, 2)$

12. (Perpendicular Lines) Recall from Intermediate Algebra that two non-vertical lines are perpendicular if and only if they have negative reciprocal slopes. That is to say, if one line has slope m_1 and the other has slope m_2 then $m_1 \cdot m_2 = -1$. (You will be guided through a proof of this result in the next exercise.) Please note that a horizontal line is perpendicular to a vertical line and vice versa, so we assume $m_1 \neq 0$ and $m_2 \neq 0$. In the exercises below, you are given a line and a point which is not on that line. Find the line perpendicular to the given line which passes through the given point.

(a) $y = \frac{1}{3}x + 2$, $P(0, 0)$

(b) $y = -6x + 5$, $P(3, 2)$

13. We shall now prove that $y = m_1x + b_1$ is perpendicular to $y = m_2x + b_2$ if and only if $m_1 \cdot m_2 = -1$. To make our lives easier we shall assume that $m_1 > 0$ and $m_2 < 0$. We can also “move” the lines so that their point of intersection is the origin without messing things up, so we’ll assume $b_1 = b_2 = 0$. (Take a moment with your classmates to discuss why this is okay.) Graphing the lines and plotting the points $O(0, 0)$, $P(1, m_1)$ and $Q(1, m_2)$ gives us the following set up.



The line $y = m_1x$ will be perpendicular to the line $y = m_2x$ if and only if $\triangle OPQ$ is a right triangle. Let d_1 be the distance from O to P , let d_2 be the distance from O to Q and let d_3 be the distance from P to Q . Use the Pythagorean Theorem to show that $\triangle OPQ$ is a right triangle if and only if $m_1 \cdot m_2 = -1$ by showing $d_1^2 + d_2^2 = d_3^2$ if and only if $m_1 \cdot m_2 = -1$.

14. Show that if $a \neq b$, the line containing the points (a, b) and (b, a) is perpendicular to the line $y = x$.

Note: Coupled with the result from Example 1.1.6 on page 9, we have now shown that the line $y = x$ is a *perpendicular* bisector of the line segment connecting (a, b) and (b, a) . This means the points (a, b) and (b, a) are symmetric about the line $y = x$. (Can you see why?) We will revisit this symmetry in section 5.2.

15. The function defined by $I(x) = x$ is called the Identity Function.
- (a) Discuss with your classmates why this name makes sense.
 - (b) Show that the point-slope form of a line (Equation 2.2) can be obtained from I using a sequence of the transformations defined in Section 1.8.

16. Compute the average rate of change of the given function over the specified interval.

(a) $f(x) = x^3$, $[-1, 2]$

(d) $f(x) = x^2$, $[-3, 3]$

(b) $f(x) = \frac{1}{x}$, $[1, 5]$

(e) $f(x) = \frac{x+4}{x-3}$, $[5, 7]$

(c) $f(x) = \sqrt{x}$, $[0, 16]$

(f) $f(x) = 3x^2 + 2x - 7$, $[-4, 2]$

17. Compute the average rate of change of the given function over the interval $[x, x+h]$. Here we assume $[x, x+h]$ is in the domain of each function.

(a) $f(x) = x^3$

(c) $f(x) = \frac{x+4}{x-3}$

(b) $f(x) = \frac{1}{x}$

(d) $f(x) = 3x^2 + 2x - 7$

18. With the help of your classmates find several “real-world” examples of rates of change that are used to describe non-linear phenomena.

2.1.2 ANSWERS

$$1. \quad (a) \quad y - 4 = \frac{1}{7}(x + 1)$$

$$y = \frac{1}{7}x + \frac{29}{7}$$

$$(b) \quad y + 3 = -\sqrt{2}(x - 0)$$

$$y = -\sqrt{2}x - 3$$

$$2. \quad (a) \quad y = -\frac{5}{3}x$$

$$(b) \quad y = -2$$

$$3. \quad (a) \quad F(C) = \frac{9}{5}C + 32$$

$$(b) \quad C(F) = \frac{5}{9}F - \frac{160}{9}$$

$$(c) \quad F(-40) = -40 = C(-40).$$

$$4. \quad W(x) = 200 + .05x, \quad \text{She must make \$5500 in weekly sales.}$$

$$5. \quad d(t) = 3t, \quad t \geq 0.$$

$$6. \quad E(t) = 360t, \quad t \geq 0.$$

$$7. \quad (-1, -1) \text{ and } \left(\frac{11}{5}, \frac{27}{5}\right)$$

$$10. \quad N(T) = -\frac{2}{15}T + \frac{43}{3}$$

Having a negative number of howls makes no sense and since $N(107.5) = 0$ we can put an upper bound of 107.5° on the domain. The lower bound is trickier because there's nothing other than common sense to go on. As it gets colder, he howls more often. At some point it will either be so cold that he freezes to death or he's howling non-stop. So we're going to say that he can withstand temperatures no lower than -60° so that the applied domain is $[-60, 107.5]$.

$$11. \quad (a) \quad y = 3x$$

$$(b) \quad y = -6x + 20$$

$$12. \quad (a) \quad y = -3x$$

$$(b) \quad y = \frac{1}{6}x + \frac{3}{2}$$

$$15. \quad (a) \quad \frac{2^3 - (-1)^3}{2 - (-1)} = 3$$

$$(d) \quad \frac{3^2 - (-3)^2}{3 - (-3)} = 0$$

$$(b) \quad \frac{\frac{1}{5} - \frac{1}{1}}{5 - 1} = -\frac{1}{5}$$

$$(e) \quad \frac{\frac{7+4}{7-3} - \frac{5+4}{5-3}}{7 - 5} = -\frac{7}{8}$$

$$(c) \quad \frac{\sqrt{16} - \sqrt{0}}{16 - 0} = \frac{1}{4}$$

$$(f) \quad \frac{(3(2)^2 + 2(2) - 7) - (3(-4)^2 + 2(-4) - 7)}{2 - (-4)} = -4$$

$$16. \quad (a) \quad 3x^2 + 3xh + h^2$$

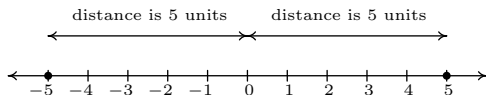
$$(c) \quad \frac{-7}{(x-3)(x+h-3)}$$

$$(b) \quad \frac{-1}{x(x+h)}$$

$$(d) \quad 6x + 3h + 2$$

2.2 ABSOLUTE VALUE FUNCTIONS

There are a few ways to describe what is meant by the absolute value $|x|$ of a real number x . You may have been taught that $|x|$ is the distance from the real number x to the 0 on the number line. So, for example, $|5| = 5$ and $|-5| = 5$, since each is 5 units from 0 on the number line.



Another way to define absolute value is by the equation $|x| = \sqrt{x^2}$. Using this definition, we have $|5| = \sqrt{(5)^2} = \sqrt{25} = 5$ and $|-5| = \sqrt{(-5)^2} = \sqrt{25} = 5$. The long and short of both of these procedures is that $|x|$ takes negative real numbers and assigns them to their positive counterparts while it leaves positive numbers alone. This last description is the one we shall adopt, and is summarized in the following definition.

DEFINITION 2.4. The **absolute value** of a real number x , denoted $|x|$, is given by

$$|x| = \begin{cases} -x, & \text{if } x < 0 \\ x, & \text{if } x \geq 0 \end{cases}$$

In Definition 2.4, we define $|x|$ using a piecewise-defined function. (See page 49 in Section 1.5.) To check that this definition agrees with what we previously understood as absolute value, note that since $5 \geq 0$, to find $|5|$ we use the rule $|x| = x$, so $|5| = 5$. Similarly, since $-5 < 0$, we use the rule $|x| = -x$, so that $|-5| = -(-5) = 5$. This is one of the times when it's best to interpret the expression $-x$ as 'the opposite of x ' as opposed to 'negative x .' Before we embark on studying absolute value functions, we remind ourselves of the properties of absolute value.

THEOREM 2.1. Properties of Absolute Value: Let a , b , and x be real numbers and let n be an integer.^a Then

- **Product Rule:** $|ab| = |a||b|$
- **Power Rule:** $|a^n| = |a|^n$ whenever a^n is defined
- **Quotient Rule:** $\left|\frac{a}{b}\right| = \frac{|a|}{|b|}$, provided $b \neq 0$
- $|x| = 0$ if and only if $x = 0$.
- For $c > 0$, $|x| = c$ if and only if $x = c$ or $x = -c$.
- For $c < 0$, $|x| = c$ has no solution.

^aRecall that this means $n = 0, \pm 1, \pm 2, \dots$

The proof of the Product and Quotient Rules in Theorem 2.1 boils down to checking four cases: when both a and b are positive; when they are both negative; when one is positive and the other

is negative; when one or both are zero. For example, suppose we wish to show $|ab| = |a||b|$. We need to show this equation is true for all real numbers a and b . If a and b are both positive, then so is ab . Hence, $|a| = a$, $|b| = b$, and $|ab| = ab$. Hence, the equation $|ab| = |a||b|$ is the same as $ab = ab$ which is true. If both a and b are negative, then ab is positive. Hence, $|a| = -a$, $|b| = -b$, and $|ab| = ab$. The equation $|ab| = |a||b|$ becomes $ab = (-a)(-b)$, which is true. Suppose a is positive and b is negative. Then ab is negative, and we have $|ab| = -ab$, $|a| = a$ and $|b| = -b$. The equation $|ab| = |a||b|$ reduces to $-ab = a(-b)$ which is true. A symmetric argument shows the equation $|ab| = |a||b|$ holds when a is negative and b is positive. Finally, if either a or b (or both) are zero, then both sides of $|ab| = |a||b|$ are zero, and so the equation holds in this case, too. All of this rhetoric has shown that the equation $|ab| = |a||b|$ holds true in all cases. The proof of the Quotient Rule is very similar, with the exception that $b \neq 0$. The Power Rule can be shown by repeated application of the Product Rule. The last three properties can be proved using Definition 2.4 and by looking at the cases when $x \geq 0$, in which case $|x| = x$, or when $x < 0$, in which case $|x| = -x$. For example, if $c > 0$, and $|x| = c$, then if $x \geq 0$, we have $x = |x| = c$. If, on the other hand, $x < 0$, then $-x = |x| = c$, so $x = -c$. The remaining properties are proved similarly and are left for the exercises.

To graph functions involving absolute value we make liberal use of Definition 2.4, as the next example illustrates.

EXAMPLE 2.2.1. Graph each of the following functions. Find the zeros of each function and the x - and y -intercepts of each graph, if any exist. From the graph, determine the domain and range of each function, list the intervals on which the function is increasing, decreasing, or constant, and find the relative and absolute extrema, if they exist.

1. $f(x) = |x|$

3. $h(x) = |x| - 3$

2. $g(x) = |x - 3|$

4. $i(x) = 4 - 2|3x + 1|$

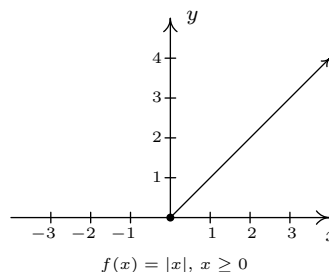
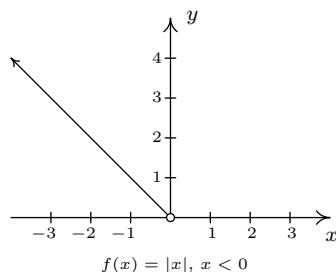
SOLUTION.

- To find the zeros of f , we set $f(x) = 0$. We get $|x| = 0$, which, by Theorem 2.1 gives us $x = 0$. Since the zeros of f are the x -coordinates of the x -intercepts of the graph of $y = f(x)$, we get $(0, 0)$ is our only x -intercept. To find the y -intercept, we set $x = 0$, and find $y = f(0) = 0$, so that $(0, 0)$ is our y -intercept as well.¹ With Section 2.1 under our belts, we can use Definition 2.4 to get

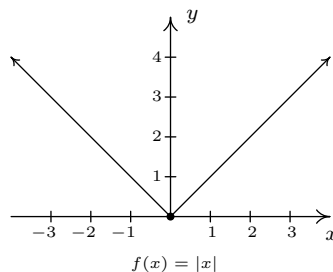
$$f(x) = |x| = \begin{cases} -x, & \text{if } x < 0 \\ x, & \text{if } x \geq 0 \end{cases}$$

Hence, for $x < 0$, we are graphing the line $y = -x$; for $x \geq 0$, we have the line $y = x$. Proceeding as we did in Section 1.7, we get

¹Actually, since functions can have at most one y -intercept (why?), as soon as we found $(0, 0)$ as the x -intercept, we knew this was also the y -intercept.



Notice we have an ‘open circle’ at $(0, 0)$ in the graph when $x < 0$. As we have seen before, this is due to the fact the points on $y = -x$ approach $(0, 0)$ as the x -values approach 0. Since x is required to be strictly less than zero on this stretch, however, the open circle is drawn. However, notice that when $x \geq 0$, we get to fill in the point at $(0, 0)$, which effectively ‘plugs’ the hole indicated by the open circle. Hence, we get



By projecting the graph to the x -axis, we see that the domain is $(-\infty, \infty)$. Projecting to the y -axis gives us the range $[0, \infty)$. The function is increasing on $[0, \infty)$ and decreasing on $(-\infty, 0]$. The relative minimum value of f is the same as the absolute minimum, namely 0 which occurs at $(0, 0)$. There is no relative maximum value of f . There is also no absolute maximum value of f , since the y values on the graph extend infinitely upwards.

2. To find the zeros of g , we set $g(x) = |x - 3| = 0$. By Theorem 2.1, we get $x - 3 = 0$ so that $x = 3$. Hence, the x -intercept is $(3, 0)$. To find our y -intercept, we set $x = 0$ so that $y = g(0) = |0 - 3| = 3$, and so $(0, 3)$ is our y -intercept. To graph $g(x) = |x - 3|$, we use Definition 2.4 to rewrite as

$$g(x) = |x - 3| = \begin{cases} -(x - 3), & \text{if } x - 3 < 0 \\ x - 3, & \text{if } x - 3 \geq 0 \end{cases}$$

Simplifying, we get

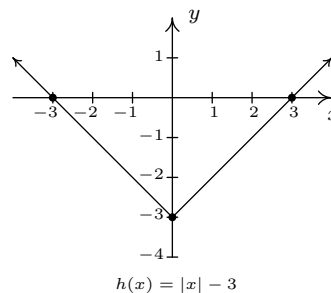
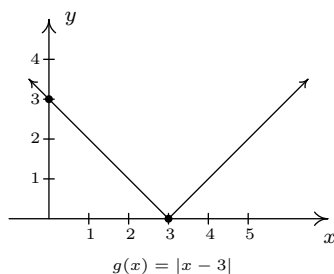
$$g(x) = \begin{cases} -x + 3, & \text{if } x < 3 \\ x - 3, & \text{if } x \geq 3 \end{cases}$$

As before, the open circle we introduce at $(3, 0)$ from the graph of $y = -x + 3$ is filled by the point $(3, 0)$ from the line $y = x - 3$. We determine the domain as $(-\infty, \infty)$ and the range as $[0, \infty)$. The function g is increasing on $[3, \infty)$ and decreasing on $(-\infty, 3]$. The relative and absolute minimum value of g is 0 which occurs at $(3, 0)$. As before, there is no relative or absolute maximum value of g .

3. Setting $h(x) = 0$ to look for zeros gives $|x| - 3 = 0$. Before we can use any of the properties in Theorem 2.1, we need to isolate the absolute value. Doing so gives $|x| = 3$ so that $x = 3$ or $x = -3$. As a result, we have a pair of x -intercepts: $(-3, 0)$ and $(3, 0)$. Setting $x = 0$ gives $y = h(0) = |0| - 3 = -3$, so our y -intercept is $(0, -3)$. As before, we rewrite the absolute value in h to get

$$h(x) = \begin{cases} -x - 3, & \text{if } x < 0 \\ x - 3, & \text{if } x \geq 0 \end{cases}$$

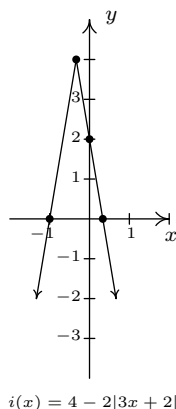
Once again, the open circle at $(0, -3)$ from one piece of the graph of h is filled by the point $(0, -3)$ from the other piece of h . From the graph, we determine the domain of h is $(-\infty, \infty)$ and the range is $[-3, \infty)$. On $[0, \infty)$, h is increasing; on $(-\infty, 0]$ it is decreasing. The relative minimum occurs at the point $(0, -3)$ on the graph, and we see -3 is both the relative and absolute minimum value of h . Also, h has no relative or absolute maximum value.



4. As before, we set $i(x) = 0$ to find the zeros of i to get $4 - 2|3x + 1| = 0$. Once again, we need to isolate the absolute value expression before we apply Theorem 2.1. So $4 - 2|3x + 1| = 0$ becomes $2|3x + 1| = 4$ and hence, $|3x + 1| = 2$. Applying Theorem 2.1, we get $3x + 1 = 2$ or $3x + 1 = -2$, from which we get $x = \frac{1}{3}$ or $x = -1$. Our x -intercepts are $(\frac{1}{3}, 0)$ and $(-1, 0)$. Substituting $x = 0$ gives $y = i(0) = 4 - 2|3(0) + 1| = 2$, for a y -intercept of $(0, 2)$. Rewriting the formula for $i(x)$ without absolute values gives

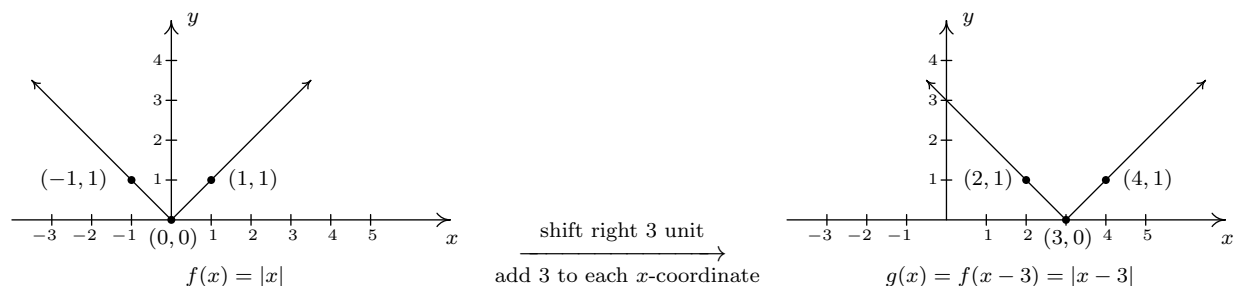
$$i(x) = \begin{cases} 4 - 2(-(3x + 1)), & \text{if } 3x + 1 < 0 \\ 4 - 2(3x + 1), & \text{if } 3x + 1 \geq 0 \end{cases} = \begin{cases} 6x + 6, & \text{if } x < -\frac{1}{3} \\ -6x + 2, & \text{if } x \geq -\frac{1}{3} \end{cases}$$

The usual analysis near the trouble spot, $x = -\frac{1}{3}$ gives the ‘corner’ of this graph is $(-\frac{1}{3}, 4)$, and we get the distinctive ‘ \vee ’ shape:



The domain of i is $(-\infty, \infty)$ while the range is $(-\infty, 4]$. The function i is increasing on $(-\infty, -\frac{1}{3}]$ and decreasing on $[-\frac{1}{3}, \infty)$. The relative maximum occurs at the point $(-\frac{1}{3}, 4)$ and the relative and absolute maximum value of i is 4. Since the graph of i extends downwards forever more, there is no absolute minimum value. As we can see from the graph, there is no relative minimum, either. \square

Note that all of the functions in the previous example bear the characteristic ‘V’ shape as the graph of $y = |x|$. In fact, we could have graphed all of the functions g , h , and i in Example 2.2.1 starting with the graph of $f(x) = |x|$ and applying transformations as in Section 1.8. For example, the for the function g , we have $g(x) = |x - 3| = f(x - 3)$. Theorem 1.3 tells us this causes the graph of f to be shifted to the right 3 units. Choosing three representative points on the graph of f , $(-1, 1)$, $(0, 0)$ and $(1, 1)$, we can graph g as follows.



Similarly, the graph of h in Example 2.2.1 can be understood via Theorem 1.2 as a vertical shift down 3 units. The function i can be graphed using Theorem 1.7 by finding the final destinations of the three points $(-1, 1)$, $(0, 0)$ and $(1, 1)$ and connecting them in the characteristic ‘V’ fashion. While the methods in Section 1.8 can be used to graph an entire family of absolute value functions, not all functions involving absolute values possess the characteristic ‘V’ shape, as the next example illustrates.

EXAMPLE 2.2.2. Graph each of the following functions. Find the zeros of each function and the x - and y -intercepts of each graph, if any exist. From the graph, determine the domain and range

of each function, list the intervals on which the function is increasing, decreasing, or constant, and find the relative and absolute extrema, if they exist.

$$1. f(x) = \frac{|x|}{x}$$

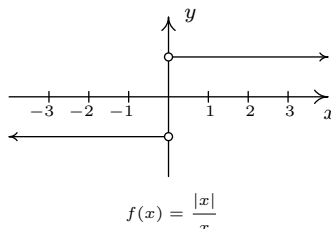
$$2. g(x) = |x + 2| - |x - 3| + 1$$

SOLUTION.

1. We first note that, due to the fraction in the formula of $f(x)$, $x \neq 0$. Thus the domain is $(-\infty, 0) \cup (0, \infty)$. To find the zeros of f , we set $f(x) = \frac{|x|}{x} = 0$. This last equation implies $|x| = 0$, which, from Theorem 2.1, implies $x = 0$. However, $x = 0$ is not in the domain of f , which means we have, in fact, no x -intercepts. For the same reason, we have no y -intercepts, since $f(0)$ is undefined. Re-writing the absolute value in the function gives

$$f(x) = \begin{cases} \frac{-x}{x}, & \text{if } x < 0 \\ \frac{x}{x}, & \text{if } x > 0 \end{cases} = \begin{cases} -1, & \text{if } x < 0 \\ 1, & \text{if } x > 0 \end{cases}$$

To graph this function, we graph two horizontal lines: $y = -1$ for $x < 0$ and $y = 1$ for $x > 0$. We have open circles at $(0, -1)$ and $(0, 1)$ (Can you explain why?) so we get



As we found earlier, the domain is $(-\infty, 0) \cup (0, \infty)$. The range consists of just 2 y values: $\{-1, 1\}$.² The function f is constant on $(-\infty, 0)$ and $(0, \infty)$. The local minimum value of f is the absolute minimum value of f , namely -1 ; the local maximum and absolute maximum values for f also coincide – they both are 1. Every point on the graph of f is simultaneously a relative maximum and a relative minimum. (Can you see why in light of Definition 1.9? This was explored in the exercises in Section 1.7.2.)

2. To find the zeros of g , we set $g(x) = 0$. The result is $|x + 2| - |x - 3| + 1 = 0$. Attempting to isolate the absolute value term is complicated by the fact that there are **two** terms with absolute values. In this case, it is easier to proceed using cases by re-writing the function g with two separate applications of Definition 2.4 to remove each instance of the absolute values, one at a time. In the first round we get

$$g(x) = \begin{cases} -(x + 2) - |x - 3| + 1, & \text{if } x + 2 < 0 \\ (x + 2) - |x - 3| + 1, & \text{if } x + 2 \geq 0 \end{cases} = \begin{cases} -x - 1 - |x - 3|, & \text{if } x < -2 \\ x + 3 - |x - 3|, & \text{if } x \geq -2 \end{cases}$$

²These are set braces, not parentheses or brackets. We used this same ‘set builder’ notation in Section 1.4.

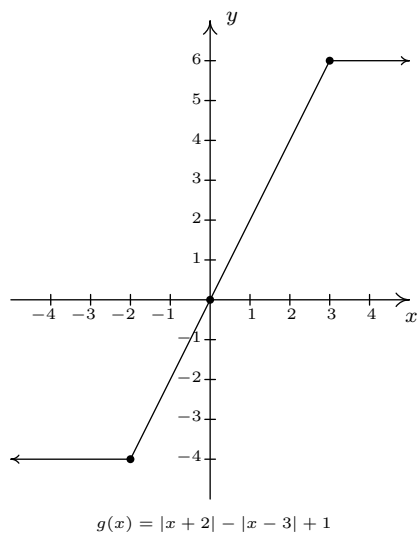
Given that

$$|x - 3| = \begin{cases} -(x - 3), & \text{if } x - 3 < 0 \\ x - 3, & \text{if } x - 3 \geq 0 \end{cases} = \begin{cases} -x + 3, & \text{if } x < 3 \\ x - 3, & \text{if } x \geq 3 \end{cases},$$

we need to break up the domain again at $x = 3$. Note that if $x < -2$, then $x < 3$, so we replace $|x - 3|$ with $-x + 3$ for that part of the domain, too. Our completed revision of the form of g yields

$$g(x) = \begin{cases} -x - 1 - (-x + 3), & \text{if } x < -2 \\ x + 3 - (-x + 3), & \text{if } x \geq -2 \text{ and } x < 3 \\ x + 3 - (x - 3), & \text{if } x \geq 3 \end{cases} = \begin{cases} -4, & \text{if } x < -2 \\ 2x, & \text{if } -2 \leq x < 3 \\ 6, & \text{if } x \geq 3 \end{cases}$$

To solve $g(x) = 0$, we see that the only piece which contains a variable is $g(x) = 2x$ for $-2 \leq x < 3$. Solving $2x = 0$ gives $x = 0$. Since $x = 0$ is in the interval $[-2, 3)$, we keep this solution and have $(0, 0)$ as our only x -intercept. Accordingly, the y -intercept is also $(0, 0)$. To graph g , we start with $x < -2$ and graph the horizontal line $y = -4$ with an open circle at $(-2, -4)$. For $-2 \leq x < 3$, we graph the line $y = 2x$ and the point $(-2, -4)$ patches the hole left by the previous piece. An open circle at $(3, 6)$ completes the graph of this part. Finally, we graph the horizontal line $y = 6$ for $x \geq 3$, and the point $(3, 6)$ fills in the open circle left by the previous part of the graph. The finished graph is



The domain of g is all real numbers, $(-\infty, \infty)$, and the range of g is all real numbers between -4 and 6 inclusive, $[-4, 6]$. The function is increasing on $[-2, 3]$ and constant on $(-\infty, -2]$ and $[3, \infty)$. The relative minimum value of f is 4 which matches the absolute minimum. The relative and absolute maximum values also coincide at 6 . Every point on the graph of $y = g(x)$ for $x < -2$

and $x > 3$ yields both a relative minimum and relative maximum. The point $(-2, -4)$, however, gives only a relative minimum and the point $(3, 6)$ yields only a relative maximum. (Recall the exercises in Section 1.7.2 which dealt with constant functions.) \square

Many of the applications that the authors are aware of involving absolute values also involve absolute value inequalities. For that reason, we save our discussion of applications for Section 2.4.

2.2.1 EXERCISES

1. Graph each of the following functions using transformations or the definition of absolute value, as appropriate. Find the zeros of each function and the x - and y -intercepts of each graph, if any exist. From the graph, determine the domain and range of each function, list the intervals on which the function is increasing, decreasing, or constant, and find the relative and absolute extrema, if they exist.

(a) $f(x) = |x + 4|$

(f) $f(x) = \frac{|x + 4|}{x + 4}$

(b) $f(x) = |x| + 4$

(g) $f(x) = \frac{|2 - x|}{2 - x}$

(c) $f(x) = |4x|$

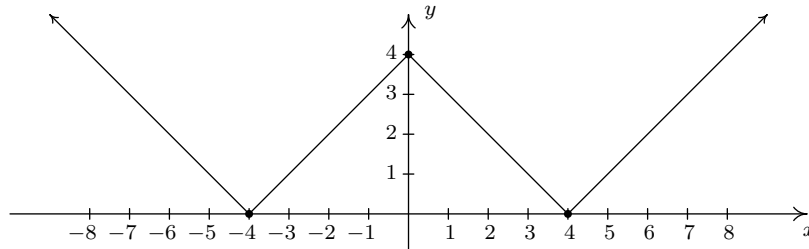
(h) $f(x) = \frac{1}{3}|2x - 1|$

(d) $f(x) = -3|x|$

(e) $f(x) = 3|x + 4| - 4$

(i) $f(x) = |x + 4| + |x - 2|$

2. With the help of your classmates, prove the second, third and fifth properties listed in Theorem 2.1.
3. With the help of your classmates, find a function involving absolute values whose graph is given below.



4. With the help of your classmates, prove the following two properties of absolute value.
- (a) (The Triangle Inequality) For all real numbers a and b , $|a + b| \leq |a| + |b|$.
- (b) If $|f(x)| = |g(x)|$ then either $f(x) = g(x)$ or $f(x) = -g(x)$.
5. Use the result from Exercise 4b above to solve the following equations. Interpret your results graphically.

(a) $|3x - 2| = |2x + 7|$

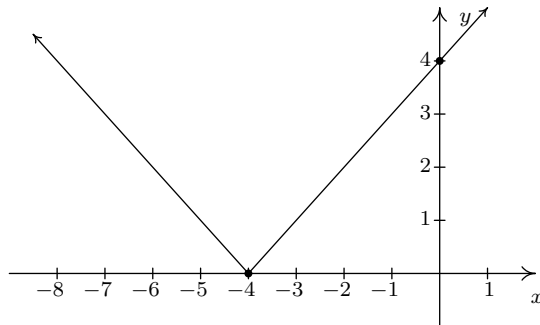
(c) $|1 - 2x| = |x + 1|$

(b) $|3x + 1| = |4x|$

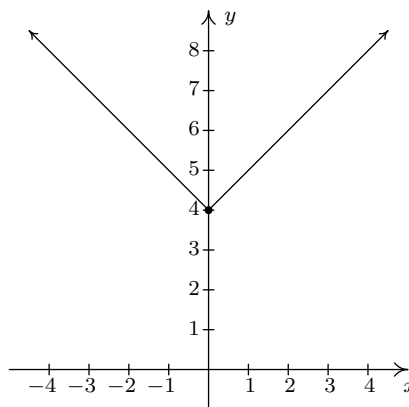
(d) $|2 - 5x| = 5|x + 1|$

2.2.2 ANSWERS

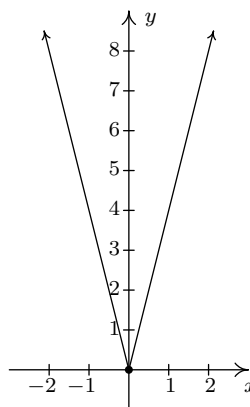
1. (a) $f(x) = |x + 4|$
 $f(-4) = 0$
 x -intercept $(-4, 0)$
 y -intercept $(0, 4)$
Domain $(-\infty, \infty)$
Range $[0, \infty)$
Decreasing on $(-\infty, -4]$
Increasing on $[-4, \infty)$
Relative and absolute min. at $(-4, 0)$
No relative or absolute maximum



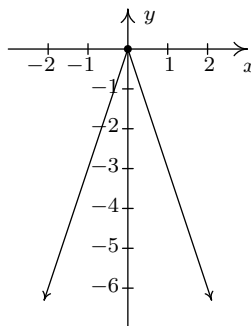
- (b) $f(x) = |x| + 4$
No zeros
No x -intercepts
 y -intercept $(0, 4)$
Domain $(-\infty, \infty)$
Range $[4, \infty)$
Decreasing on $(-\infty, 0]$
Increasing on $[0, \infty)$
Relative and absolute minimum at $(0, 4)$
No relative or absolute maximum



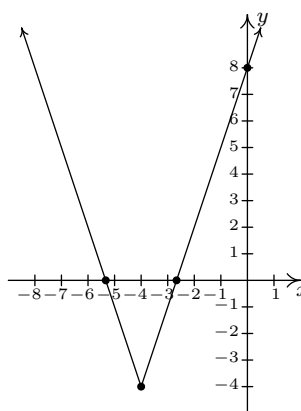
- (c) $f(x) = |4x|$
 $f(0) = 0$
 x -intercepts $(0, 0)$
 y -intercept $(0, 0)$
Domain $(-\infty, \infty)$
Range $[0, \infty)$
Decreasing on $(-\infty, 0]$
Increasing on $[0, \infty)$
Relative and absolute minimum at $(0, 0)$
No relative or absolute maximum



- (d) $f(x) = -3|x|$
 $f(0) = 0$
 x -intercepts $(0, 0)$
 y -intercept $(0, 0)$
Domain $(-\infty, \infty)$
Range $(-\infty, 0]$
Increasing on $(-\infty, 0]$
Decreasing on $[0, \infty)$
Relative and absolute maximum at $(0, 0)$
No relative or absolute minimum

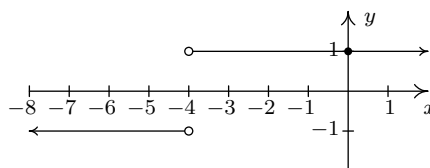


- (e) $f(x) = 3|x + 4| - 4$
 $f(-\frac{16}{3}) = 0$, $f(-\frac{8}{3}) = 0$
 x -intercepts $(-\frac{16}{3}, 0)$, $(-\frac{8}{3}, 0)$
 y -intercept $(0, 8)$
Domain $(-\infty, \infty)$
Range $[-4, \infty)$
Decreasing on $(-\infty, -4]$
Increasing on $[-4, \infty)$
Relative and absolute min. at $(-4, -4)$
No relative or absolute maximum



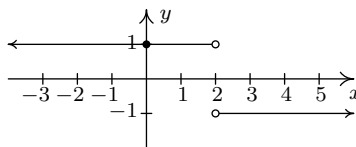
- (f) $f(x) = \frac{|x + 4|}{x + 4}$
No zeros
No x -intercept
 y -intercept $(0, 1)$
Domain $(-\infty, -4) \cup (-4, \infty)$
Range $\{-1, 1\}$
Constant on $(-\infty, -4)$
Constant on $(-4, \infty)$
Absolute minimum at every point $(x, -1)$

where $x < -4$
Absolute maximum at every point $(x, 1)$
where $x > -4$
Relative maximum AND minimum at every point on the graph



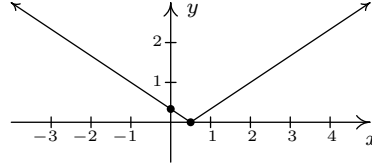
- (g) $f(x) = \frac{|2 - x|}{2 - x}$
No zeros
No x -intercept
 y -intercept $(0, 1)$
Domain $(-\infty, 2) \cup (2, \infty)$
Range $\{-1, 1\}$
Constant on $(-\infty, 2)$
Constant on $(2, \infty)$
Absolute minimum at every point $(x, -1)$

where $x > 2$
Absolute maximum at every point $(x, 1)$
where $x < 2$
Relative maximum AND minimum at every point on the graph



- (h) $f(x) = \frac{1}{3}|2x - 1|$
 $f(\frac{1}{2}) = 0$
 x -intercepts $(\frac{1}{2}, 0)$
 y -intercept $(0, \frac{1}{3})$
 Domain $(-\infty, \infty)$
 Range $[0, \infty)$
 Decreasing on $(-\infty, \frac{1}{2}]$

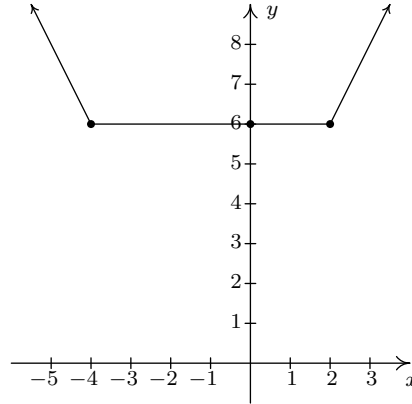
Increasing on $[\frac{1}{2}, \infty)$
 Relative and absolute min. at $(\frac{1}{2}, 0)$
 No relative or absolute maximum



- (i) Re-write $f(x) = |x + 4| + |x - 2|$ as
- $$f(x) = \begin{cases} -2x - 2 & \text{if } x < -4 \\ 6 & \text{if } -4 \leq x < 2 \\ 2x + 2 & \text{if } x \geq 2 \end{cases}$$

No zeros
 No x -intercept
 y -intercept $(0, 6)$
 Domain $(-\infty, \infty)$
 Range $[6, \infty)$
 Decreasing on $(-\infty, -4]$
 Constant on $[-4, 2]$
 Increasing on $[2, \infty)$
 Absolute minimum at every point $(x, 6)$
 where $-4 \leq x \leq 2$
 No absolute maximum

Relative minimum at every point $(x, 6)$
 where $-4 \leq x \leq 2$
 Relative maximum at every point $(x, 6)$
 where $-4 < x < 2$



3. $f(x) = ||x| - 4|$

5. (a) $x = -1$ or $x = 9$
 (b) $x = 1$ or $x = -\frac{1}{7}$

- (c) $x = 0$ or $x = 2$
 (d) $x = -\frac{3}{10}$

2.3 QUADRATIC FUNCTIONS

You may recall studying quadratic equations in Intermediate Algebra. In this section, we review those equations in the context of our next family of functions: the quadratic functions.

DEFINITION 2.5. A **quadratic function** is a function of the form

$$f(x) = ax^2 + bx + c,$$

where a , b , and c are real numbers with $a \neq 0$. The domain of a quadratic function is $(-\infty, \infty)$.

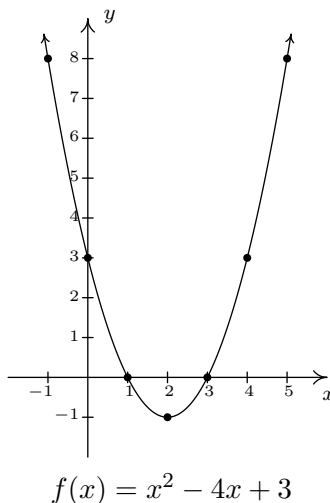
EXAMPLE 2.3.1. Graph each of the following quadratic functions. Find the zeros of each function and the x - and y -intercepts of each graph, if any exist. From the graph, determine the domain and range of each function, list the intervals on which the function is increasing, decreasing, or constant and find the relative and absolute extrema, if they exist.

1. $f(x) = x^2 - 4x + 3.$

2. $g(x) = -2(x - 3)^2 + 1.$

SOLUTION.

1. To find the zeros of f , we set $f(x) = 0$ and solve the equation $x^2 - 4x + 3 = 0$. Factoring gives us $(x - 3)(x - 1) = 0$ so that $x = 3$ or $x = 1$. The x -intercepts are then $(1, 0)$ and $(3, 0)$. To find the y -intercept, we set $x = 0$ and find that $y = f(0) = 3$. Hence, the y -intercept is $(0, 3)$. Plotting additional points, we get

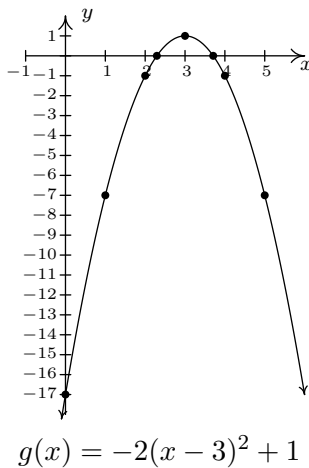


From the graph, we see the domain is $(-\infty, \infty)$ and the range is $[-1, \infty)$. The function f is increasing on $[2, \infty)$ and decreasing on $(-\infty, 2]$. A relative minimum occurs at the point $(2, -1)$ and the value -1 is both the relative and absolute minimum of f .

2. Note that the formula for $g(x)$ doesn't match the form given in Definition 2.5. However, if we took the time to expand $g(x) = -2(x - 3)^2 + 1$, we would get $g(x) = -2x^2 + 12x - 17$ which does match with Definition 2.5. When we find the zeros of g , we can use either formula, since both are equivalent. Using the formula which was given to us, we get

$$\begin{aligned}
 g(x) &= 0 \\
 -2(x - 3)^2 + 1 &= 0 \\
 -2(x - 3)^2 &= -1 \\
 (x - 3)^2 &= \frac{1}{2} && \text{divide by } -2 \\
 x - 3 &= \pm\sqrt{\frac{1}{2}} && \text{extract square roots} \\
 x - 3 &= \pm\frac{\sqrt{2}}{2} && \text{rationalize the denominator} \\
 x &= 3 \pm \frac{\sqrt{2}}{2} \\
 x &= \frac{6 \pm \sqrt{2}}{2} && \text{get a common denominator}
 \end{aligned}$$

Hence, we have two x -intercepts: $\left(\frac{6+\sqrt{2}}{2}, 0\right)$ and $\left(\frac{6-\sqrt{2}}{2}, 0\right)$. (The inquisitive reader may wonder what we would have done had we chosen to set the expanded form of $g(x)$ equal to zero. Since $-2x^2 + 12x - 17$ does not factor nicely, we would have had to resort to other methods, which are reviewed later in this section, to solve $-2x^2 + 12x - 17 = 0$.) To find the y -intercept, we set $x = 0$ and get $g(0) = -17$. Our y -intercept is then $(0, -17)$. Plotting some additional points, we get



The domain of g is $(-\infty, \infty)$ and the range is $(-\infty, 1]$. The function g is increasing on $(-\infty, 3]$ and decreasing on $[3, \infty)$. The relative maximum occurs at the point $(3, 1)$ with 1 being both the relative and absolute maximum value of g . \square

Hopefully the previous examples have reminded you of some of the basic characteristics of the graphs of quadratic equations. First and foremost, the graph of $y = ax^2 + bx + c$ where a , b , and c are real numbers with $a \neq 0$ is called a **parabola**. If the coefficient of x^2 , a , is positive, the parabola opens upwards; if a is negative, it opens downwards, as illustrated below.¹



Graphs of $y = ax^2 + bx + c$.

The point at which the relative minimum (if $a > 0$) or relative maximum (if $a < 0$) occurs is called the **vertex** of the parabola. Note that each of the parabolas above is symmetric about the dashed vertical line which contains its vertex. This line is called the **axis of symmetry** of the parabola. As you may recall, there are two ways to quickly find the vertex of a parabola, depending on which form we are given. The results are summarized below.

EQUATION 2.4. Vertex Formulas for Quadratic Functions: Suppose a , b , c , h , and k are real numbers with $a \neq 0$.

- If $f(x) = a(x - h)^2 + k$, the vertex of the graph of $y = f(x)$ is the point (h, k) .
- If $f(x) = ax^2 + bx + c$, the vertex of the graph of $y = f(x)$ is the point $\left(-\frac{b}{2a}, f\left(-\frac{b}{2a}\right)\right)$.

EXAMPLE 2.3.2. Use Equation 2.4 to find the vertex of the graphs in Example 2.3.1.

SOLUTION.

1. The formula $f(x) = x^2 - 4x + 3$ is in the form $f(x) = ax^2 + bx + c$. We identify $a = 1$, $b = -4$, and $c = 3$, so that

$$-\frac{b}{2a} = -\frac{-4}{2(1)} = 2,$$

and

$$f\left(-\frac{b}{2a}\right) = f(2) = -1,$$

so the vertex is $(2, -1)$ as previously stated.

¹We will justify the role of a in the behavior of the parabola later in the section.

2. We see that the formula $g(x) = -2(x-3)^2 + 1$ is in the form $g(x) = a(x-h)^2 + k$. We identify $a = -2$, $x-h$ as $x-3$ (so $h = 3$), and $k = 1$ and get the vertex $(3, 1)$, as required. \square

The formula $f(x) = a(x-h)^2 + k$, $a \neq 0$ in Equation 2.4 is sometimes called the **standard form** of a quadratic function; the formula $f(x) = ax^2 + bx + c$, $a \neq 0$ is sometimes called the **general form** of a quadratic function.

To see why the formulas in Equation 2.4 produce the vertex, let us first consider a quadratic function in standard form. If we consider the graph of the equation $y = a(x-h)^2 + k$ we see that when $x = h$, we get $y = k$, so (h, k) is on the graph. If $x \neq h$, then $x-h \neq 0$ and so $(x-h)^2$ is a positive number. If $a > 0$, then $a(x-h)^2$ is positive, and so $y = a(x-h)^2 + k$ is always a number larger than k . That means that when $a > 0$, (h, k) is the lowest point on the graph and thus the parabola must open upwards, making (h, k) the vertex. A similar argument shows that if $a < 0$, (h, k) is the highest point on the graph, so the parabola opens downwards, and (h, k) is also the vertex in this case. Alternatively, we can apply the machinery in Section 1.8. The vertex of the parabola $y = x^2$ is easily seen to be the origin, $(0, 0)$. We leave it to the reader to convince oneself that if we apply any of the transformations in Section 1.8 (shifts, reflections, and/or scalings) to $y = x^2$, the vertex of the resulting parabola will always be the point the graph corresponding to $(0, 0)$. To obtain the formula $f(x) = a(x-h)^2 + k$, we start with $g(x) = x^2$ and first define $g_1(x) = ag(x) = ax^2$. This results in a vertical scaling and/or reflection.² Since we multiply the output by a , we multiply the y -coordinates on the graph of g by a , so the point $(0, 0)$ remains $(0, 0)$ and remains the vertex. Next, we define $g_2(x) = g_1(x-h) = a(x-h)^2$. This induces a horizontal shift right or left h units³ moves the vertex, in either case, to $(h, 0)$. Finally, $f(x) = g_2(x) + k = a(x-h)^2 + k$ which effects a vertical shift up or down k units⁴ resulting in the vertex moving from $(h, 0)$ to (h, k) .

To verify the vertex formula for a quadratic function in general form, we complete the square to convert the general form into the standard form.⁵

$$\begin{aligned}
 f(x) &= ax^2 + bx + c \\
 &= a \left(x^2 + \frac{b}{a}x \right) + c \\
 &= a \left(x^2 + \frac{b}{a}x + \frac{b^2}{4a^2} \right) + c - a \left(\frac{b^2}{4a^2} \right) && \text{complete the square} \\
 &= a \left(x + \frac{b}{2a} \right)^2 + \frac{4ac - b^2}{4a} && \text{factor; get a common denominator}
 \end{aligned}$$

Comparing this last expression with the standard form, we identify $(x-h)$ as $(x + \frac{b}{2a})$ so that $h = -\frac{b}{2a}$. Instead of memorizing the value $k = \frac{4ac-b^2}{4a}$, we see that $f(-\frac{b}{2a}) = \frac{4ac-b^2}{4a}$. As such,

²Just a scaling if $a > 0$. If $a < 0$, there is a reflection involved.

³Right if $h > 0$, left if $h < 0$.

⁴Up if $k > 0$, down if $k < 0$

⁵Actually, we could also take the standard form, $f(x) = a(x-h)^2 + k$, expand it, and compare the coefficients of it and the general form to deduce the result. However, we will have another use for the completed square form of the general form of a quadratic, so we'll proceed with the conversion.

we have derived the vertex formula for the general form as well. Note that the value a plays the exact same role in both the standard and general equations of a quadratic function – it is the coefficient of x^2 in each. No matter what the form, if $a > 0$, the parabola opens upwards; if $a < 0$, the parabola opens downwards.

Now that we have the completed square form of the general form of a quadratic function, it is time to remind ourselves of the **quadratic formula**. In a function context, it gives us a means to find the zeros of a quadratic function in general form.

EQUATION 2.5. The Quadratic Formula: If a, b, c are real numbers with $a \neq 0$, then the solutions to $ax^2 + bx + c = 0$ are

$$x = \frac{-b \pm \sqrt{b^2 - 4ac}}{2a}.$$

Assuming the conditions of Equation 2.5, the solutions to $ax^2 + bx + c = 0$ are precisely the zeros of $f(x) = ax^2 + bx + c$. We have shown an equivalent formula for f is

$$f(x) = a \left(x + \frac{b}{2a} \right)^2 + \frac{4ac - b^2}{4a}.$$

Hence, an equation equivalent to $ax^2 + bx + c = 0$ is

$$a \left(x + \frac{b}{2a} \right)^2 + \frac{4ac - b^2}{4a} = 0.$$

Solving gives

$$\begin{aligned} a \left(x + \frac{b}{2a} \right)^2 + \frac{4ac - b^2}{4a} &= 0 \\ a \left(x + \frac{b}{2a} \right)^2 &= -\frac{4ac - b^2}{4a} \\ \frac{1}{a} \left[a \left(x + \frac{b}{2a} \right)^2 \right] &= \frac{1}{a} \left(\frac{b^2 - 4ac}{4a} \right) \\ \left(x + \frac{b}{2a} \right)^2 &= \frac{b^2 - 4ac}{4a^2} \\ x + \frac{b}{2a} &= \pm \sqrt{\frac{b^2 - 4ac}{4a^2}} && \text{extract square roots} \\ x + \frac{b}{2a} &= \pm \frac{\sqrt{b^2 - 4ac}}{2a} \\ x &= -\frac{b}{2a} \pm \frac{\sqrt{b^2 - 4ac}}{2a} \\ x &= \frac{-b \pm \sqrt{b^2 - 4ac}}{2a} \end{aligned}$$

In our discussions of domain, we were warned against having negative numbers underneath the square root. Given that $\sqrt{b^2 - 4ac}$ is part of the Quadratic Formula, we will need to pay special attention to the radicand $b^2 - 4ac$. It turns out that the quantity $b^2 - 4ac$ plays a critical role in determining the nature of the solutions to a quadratic equation. It is given a special name and is discussed below.

DEFINITION 2.6. If a, b, c are real numbers with $a \neq 0$, then the **discriminant** of the quadratic equation $ax^2 + bx + c = 0$ is the quantity $b^2 - 4ac$.

THEOREM 2.2. Discriminant Trichotomy: Let a, b , and c be real numbers with $a \neq 0$.

- If $b^2 - 4ac < 0$, the equation $ax^2 + bx + c = 0$ has no real solutions.
- If $b^2 - 4ac = 0$, the equation $ax^2 + bx + c = 0$ has exactly one real solution.
- If $b^2 - 4ac > 0$, the equation $ax^2 + bx + c = 0$ has exactly two real solutions.

The proof of Theorem 2.2 stems from the position of the discriminant in the quadratic equation, and is left as a good mental exercise for the reader. The next example exploits the fruits of all of our labor in this section thus far.

EXAMPLE 2.3.3. The **profit** function for a product is defined by the equation Profit = Revenue – Cost, or $P(x) = R(x) - C(x)$. Recall from Example 2.1.7 that the weekly revenue, in dollars, made by selling x PortaBoy Game Systems is given by $R(x) = -1.5x^2 + 250x$. The cost, in dollars, to produce x PortaBoy Game Systems is given in Example 2.1.5 as $C(x) = 80x + 150$, $x \geq 0$.

1. Determine the weekly profit function, $P(x)$.
2. Graph $y = P(x)$. Include the x - and y -intercepts as well as the vertex and axis of symmetry.
3. Interpret the zeros of P .
4. Interpret the vertex of the graph of $y = P(x)$.
5. Recall the weekly price-demand equation for PortaBoys is: $p(x) = -1.5x + 250$, where $p(x)$ is the price per PortaBoy, in dollars, and x is the weekly sales. What should the price per system be in order to maximize profit?

SOLUTION.

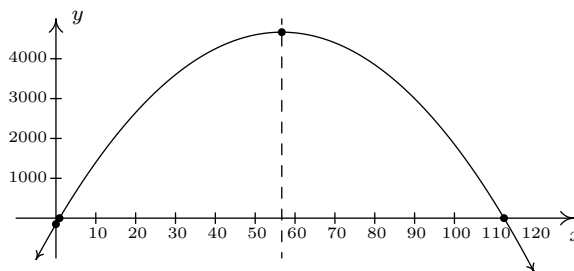
1. To find the profit function $P(x)$, we subtract

$$P(x) = R(x) - C(x) = (-1.5x^2 + 250x) - (80x + 150) = -1.5x^2 + 170x - 150.$$

2. To find the x -intercepts, we set $P(x) = 0$ and solve $-1.5x^2 + 170x - 150 = 0$. The mere thought of trying to factor the left hand side of this equation could do serious psychological damage, so we resort to the quadratic formula, Equation 2.5. Identifying $a = -1.5$, $b = 170$, and $c = -150$, we obtain

$$\begin{aligned}
 x &= \frac{-b \pm \sqrt{b^2 - 4ac}}{2a} \\
 &= \frac{-170 \pm \sqrt{170^2 - 4(-1.5)(-150)}}{2(-1.5)} \\
 &= \frac{-170 \pm \sqrt{28000}}{-3} \\
 &= \frac{170 \pm 20\sqrt{70}}{3}
 \end{aligned}$$

We get two x -intercepts: $\left(\frac{170-20\sqrt{70}}{3}, 0\right)$ and $\left(\frac{170+20\sqrt{70}}{3}, 0\right)$. To find the y -intercept, we set $x = 0$ and find $y = P(0) = -150$ for a y -intercept of $(0, -150)$. To find the vertex, we use the fact that $P(x) = -1.5x^2 + 170x - 150$ is in the general form of a quadratic function and appeal to Equation 2.4. Substituting $a = -1.5$ and $b = 170$, we get $x = -\frac{170}{2(-1.5)} = \frac{170}{3}$. To find the y -coordinate of the vertex, we compute $P\left(\frac{170}{3}\right) = \frac{14000}{3}$ and find our vertex is $\left(\frac{170}{3}, \frac{14000}{3}\right)$. The axis of symmetry is the vertical line passing through the vertex so it is the line $x = \frac{170}{3}$. To sketch a reasonable graph, we approximate the x -intercepts, $(0.89, 0)$ and $(112.44, 0)$, and the vertex, $(56.67, 4666.67)$. (Note that in order to get the x -intercepts and the vertex to show up in the same picture, we had to scale the x -axis differently than the y -axis. This results in the left-hand x -intercept and the y -intercept being uncomfortably close to each other and to the origin in the picture.)



3. The zeros of P are the solutions to $P(x) = 0$, which we have found to be approximately 0.89 and 112.44. Since P represents the weekly profit, $P(x) = 0$ means the weekly profit is \$0. Sometimes, these values of x are called the ‘break-even’ points of the profit function, since these are places where the revenue equals the cost; in other words we gave sold enough product to recover the cost spent to make the product. More importantly, we see from the graph that as long as x is between 0.89 and 112.44, the graph $y = P(x)$ is above the x -axis, meaning $y = P(x) > 0$ there. This means that for these values of x , a profit is being made. Since x represents the weekly sales of PortaBoy Game Systems, we round the zeros to positive integers and have that as long as 1, but no more than 112 game systems are sold weekly, the retailer will make a profit.

4. From the graph, we see the maximum value of P occurs at the vertex, which is approximately $(56.67, 4666.67)$. As above, x represents the weekly sales of PortaBoy systems, so we can't sell 56.67 game systems. Comparing $P(56) = 4666$ and $P(57) = 4666.5$, we conclude we will make a maximum profit of \$4666.50 if we sell 57 game systems.

5. In the previous part, we found we need to sell 57 PortaBoys per week to maximize profit. To find the price per PortaBoy, we substitute $x = 57$ into the price-demand function to get $p(57) = -1.5(57) + 250 = 164.5$. The price should be set at \$164.50. \square

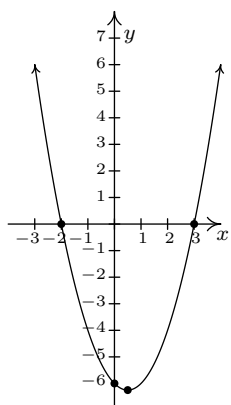
We conclude this section with a more complicated absolute value function.

EXAMPLE 2.3.4. Graph $f(x) = |x^2 - x - 6|$.

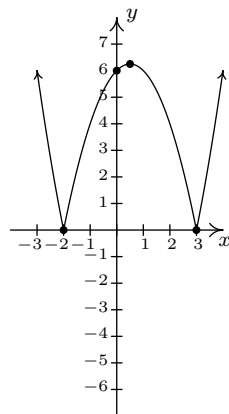
SOLUTION. Using the definition of absolute value, Definition 2.4, we have

$$f(x) = \begin{cases} -(x^2 - x - 6), & \text{if } x^2 - x - 6 < 0 \\ x^2 - x - 6, & \text{if } x^2 - x - 6 \geq 0 \end{cases}$$

The trouble is that we have yet to develop any analytic techniques to solve nonlinear inequalities such as $x^2 - x - 6 < 0$. You won't have to wait long; this is one of the main topics of Section 2.4. Nevertheless, we can attack this problem graphically. To that end, we graph $y = g(x) = x^2 - x - 6$ using the intercepts and the vertex. To find the x -intercepts, we solve $x^2 - x - 6 = 0$. Factoring gives $(x - 3)(x + 2) = 0$ so $x = -2$ or $x = 3$. Hence, $(-2, 0)$ and $(3, 0)$ are x -intercepts. The y -intercept is found by setting $x = 0$, $(0, -6)$. To find the vertex, we find $x = -\frac{b}{2a} = -\frac{-1}{2(1)} = \frac{1}{2}$, and $y = \left(\frac{1}{2}\right)^2 - \left(\frac{1}{2}\right) - 6 = -\frac{25}{4} = -6.25$. Plotting, we get the parabola seen below on the left. To obtain points on the graph of $y = f(x) = |x^2 - x - 6|$, we can take points on the graph of $g(x) = x^2 - x - 6$ and apply the absolute value to each of the y values on the parabola. We see from the graph of g that for $x \leq -2$ or $x \geq 3$, the y values on the parabola are greater than or equal to zero (since the graph is on or above the x -axis), so the absolute value leaves this portion of the graph alone. For x between -2 and 3 , however, the y values on the parabola are negative. For example, the point $(0, -6)$ on $y = x^2 - x - 6$ would result in the point $(0, |-6|) = (0, -(-6)) = (0, 6)$ on the graph of $f(x) = |x^2 - x - 6|$. Proceeding in this manner for all points with x -coordinates between -2 and 3 results in the graph seen above on the right.



$$y = g(x) = x^2 - x - 6$$



$$y = f(x) = |x^2 - x - 6|$$

□

If we take a step back and look at the graphs of g and f in the last example, we notice that to obtain the graph of f from the graph of g , we reflect a *portion* of the graph of g about the x -axis. We can see this analytically by substituting $g(x) = x^2 - x - 6$ into the formula for $f(x)$ and calling to mind Theorem 1.4 from Section 1.8.

$$f(x) = \begin{cases} -g(x), & \text{if } g(x) < 0 \\ g(x), & \text{if } g(x) \geq 0 \end{cases}$$

The function f is defined so that when $g(x)$ is negative (i.e., when its graph is below the x -axis), the graph of f is its reflection across the x -axis. This is a general template to graph functions of the form $f(x) = |g(x)|$. From this perspective, the graph of $f(x) = |x|$ can be obtained by reflecting the portion of the line $g(x) = x$ which is below the x -axis back above the x -axis creating the characteristic ‘V’ shape.

2.3.1 EXERCISES

1. Graph each of the following quadratic functions. Find the x - and y -intercepts of each graph, if any exist. If it is given in the general form, convert it into standard form. Find the domain and range of each function and list the intervals on which the function is increasing or decreasing. Identify the vertex and the axis of symmetry and determine whether the vertex yields a relative and absolute maximum or minimum.

(a) $f(x) = x^2 + 2$

(e) $f(x) = 2x^2 - 4x - 1$

(b) $f(x) = -(x + 2)^2$

(f) $f(x) = -3x^2 + 4x - 7$

(c) $f(x) = x^2 - 2x - 8$

(g) $f(x) = -3x^2 + 5x + 4$

(d) $f(x) = -2(x + 1)^2 + 4$

(h) ⁶ $f(x) = x^2 - \frac{1}{100}x - 1$

2. Graph $f(x) = |1 - x^2|$

3. Find all of the points on the line $y = 1 - x$ which are 2 units from $(1, -1)$

4. With the help of your classmates, show that if a quadratic function $f(x) = ax^2 + bx + c$ has two real zeros then the x -coordinate of the vertex is the midpoint of the zeros.

5. Assuming no air resistance or forces other than the Earth's gravity, the height above the ground at time t of a falling object is given by $s(t) = -4.9t^2 + v_0t + s_0$ where s is in meters, t is in seconds, v_0 is the object's initial velocity in meters per second and s_0 is its initial position in meters.

- (a) What is the applied domain of this function?

- (b) Discuss with your classmates what each of $v_0 > 0$, $v_0 = 0$ and $v_0 < 0$ would mean.

- (c) Come up with a scenario in which $s_0 < 0$.

- (d) Let's say a slingshot is used to shoot a marble straight up from the ground ($s_0 = 0$) with an initial velocity of 15 meters per second. What is the marble's maximum height above the ground? At what time will it hit the ground?

- (e) Now shoot the marble from the top of a tower which is 25 meters tall. When does it hit the ground?

- (f) What would the height function be if instead of shooting the marble up off of the tower, you were to shoot it straight DOWN from the top of the tower?

6. The International Silver Strings Submarine Band holds a bake sale each year to fund their trip to the National Sasquatch Convention. It has been determined that the cost in dollars of baking x cookies is $C(x) = 0.1x + 25$ and that the demand function for their cookies is $p = 10 - .01x$. How many cookies should they bake in order to maximize their profit?

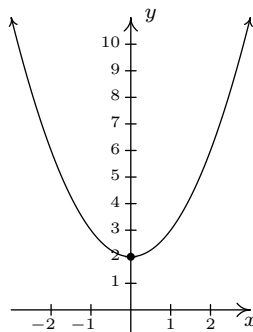
⁶We have already seen the graph of this function. It was used as an example in Section 1.7 to show how the graphing calculator can be misleading.

7. The two towers of a suspension bridge are 400 feet apart. The parabolic cable⁷ attached to the tops of the towers is 10 feet above the point on the bridge deck that is midway between the towers. If the towers are 100 feet tall, find the height of the cable directly above a point of the bridge deck that is 50 feet to the right of the left-hand tower.
8. What is the largest rectangular area one can enclose with 14 inches of string?
9. Solve the following quadratic equations for the indicated variable.
- | | |
|----------------------------------|--|
| (a) $x^2 - 10y^2 = 0$ for x | (d) $-gt^2 + v_0t + s_0 = 0$ for t (Assume $g \neq 0$.) |
| (b) $y^2 - 4y = x^2 - 4$ for x | (e) $y^2 - 3y = 4x$ for y |
| (c) $x^2 - mx = 1$ for x | (f) $y^2 - 4y = x^2 - 4$ for y |

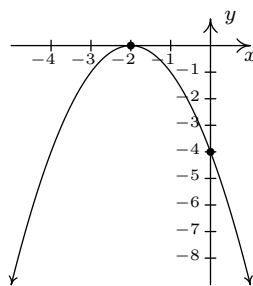
⁷The weight of the bridge deck forces the bridge cable into a parabola and a free hanging cable such as a power line does not form a parabola. We shall see in Exercise 13 in Section 6.5 what shape a free hanging cable makes.

2.3.2 ANSWERS

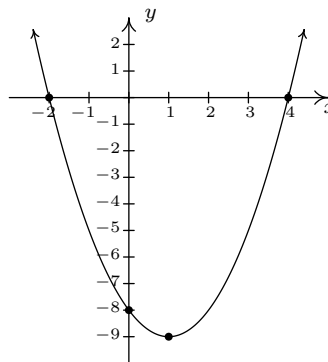
1. (a) $f(x) = x^2 + 2$
 No x -intercepts
 y -intercept $(0, 2)$
 Domain: $(-\infty, \infty)$
 Range: $[2, \infty)$
 Decreasing on $(-\infty, 0]$
 Increasing on $[0, \infty)$
 Vertex $(0, 2)$ is a minimum
 Axis of symmetry $x = 0$



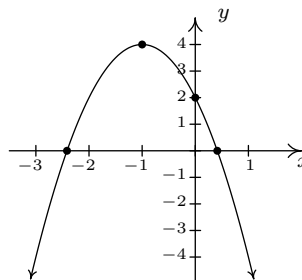
- (b) $f(x) = -(x + 2)^2$
 x -intercept $(-2, 0)$
 y -intercept $(0, -4)$
 Domain: $(-\infty, \infty)$
 Range: $(-\infty, 0]$
 Increasing on $(-\infty, -2]$
 Decreasing on $[-2, \infty)$
 Vertex $(-2, 0)$ is a maximum
 Axis of symmetry $x = -2$



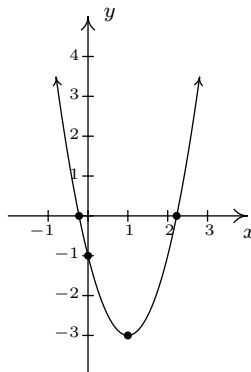
- (c) $f(x) = x^2 - 2x - 8 = (x - 1)^2 - 9$
 x -intercepts $(-2, 0)$ and $(4, 0)$
 y -intercept $(0, -8)$
 Domain: $(-\infty, \infty)$
 Range: $[-9, \infty)$
 Decreasing on $(-\infty, 1]$
 Increasing on $[1, \infty)$
 Vertex $(1, -9)$ is a minimum
 Axis of symmetry $x = 1$



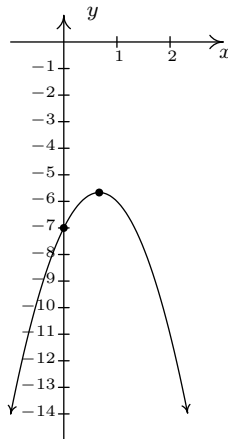
- (d) $f(x) = -2(x + 1)^2 + 4$
 x -intercepts $(-1 - \sqrt{2}, 0)$ and $(-1 + \sqrt{2}, 0)$
 y -intercept $(0, 2)$
 Domain: $(-\infty, \infty)$
 Range: $(-\infty, 4]$
 Increasing on $(-\infty, -1]$
 Decreasing on $[-1, \infty)$
 Vertex $(-1, 4)$ is a maximum
 Axis of symmetry $x = -1$



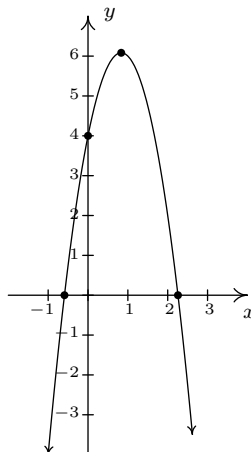
- (e) $f(x) = 2x^2 - 4x - 1 = 2(x - 1)^2 - 3$
 x -intercepts $\left(\frac{2-\sqrt{6}}{2}, 0\right)$ and $\left(\frac{2+\sqrt{6}}{2}, 0\right)$
 y -intercept $(0, -1)$
 Domain: $(-\infty, \infty)$
 Range: $[-3, \infty)$
 Increasing on $[1, \infty)$
 Decreasing on $(-\infty, 1]$
 Vertex $(1, -3)$ is a minimum
 Axis of symmetry $x = 1$



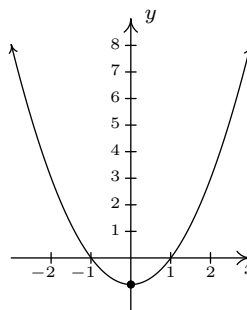
- (f) $f(x) = -3x^2 + 4x - 7 = -3\left(x - \frac{2}{3}\right)^2 - \frac{17}{3}$
 No x -intercepts
 y -intercept $(0, -7)$
 Domain: $(-\infty, \infty)$
 Range: $(-\infty, -\frac{17}{3}]$
 Increasing on $(-\infty, \frac{2}{3}]$
 Decreasing on $[\frac{2}{3}, \infty)$
 Vertex $(\frac{2}{3}, -\frac{17}{3})$ is a maximum
 Axis of symmetry $x = \frac{2}{3}$



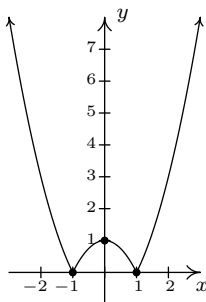
- (g) $f(x) = -3x^2 + 5x + 4 = -3\left(x - \frac{5}{6}\right)^2 + \frac{73}{12}$
 x -intercepts $\left(\frac{5-\sqrt{73}}{6}, 0\right)$ and $\left(\frac{5+\sqrt{73}}{6}, 0\right)$
 y -intercept $(0, 4)$
 Domain: $(-\infty, \infty)$
 Range: $(-\infty, \frac{73}{12}]$
 Increasing on $(-\infty, \frac{5}{6}]$
 Decreasing on $[\frac{5}{6}, \infty)$
 Vertex $(\frac{5}{6}, \frac{73}{12})$ is a maximum
 Axis of symmetry $x = \frac{5}{6}$



- (h) $f(x) = x^2 - \frac{1}{100}x - 1 = \left(x - \frac{1}{200}\right)^2 - \frac{40001}{40000}$
 x -intercepts $\left(\frac{1+\sqrt{40001}}{200}\right)$ and $\left(\frac{1-\sqrt{40001}}{200}\right)$
 y -intercept $(0, -1)$
 Domain: $(-\infty, \infty)$
 Range: $\left[-\frac{40001}{40000}, \infty\right)$
 Decreasing on $(-\infty, \frac{1}{200}]$
 Increasing on $[\frac{1}{200}, \infty)$
 Vertex $(\frac{1}{200}, -\frac{40001}{40000})$ is a minimum⁸
 Axis of symmetry $x = \frac{1}{200}$



2. $y = |1 - x^2|$



3. $\left(\frac{3 - \sqrt{7}}{2}, \frac{-1 + \sqrt{7}}{2}\right), \left(\frac{3 + \sqrt{7}}{2}, \frac{-1 - \sqrt{7}}{2}\right)$

5. (a) The applied domain is $[0, \infty)$.

(d) The height function in this case is $s(t) = -4.9t^2 + 15t$. The vertex of this parabola is approximately $(1.53, 11.48)$ so the maximum height reached by the marble is 11.48 meters. It hits the ground again when $t \approx 3.06$ seconds.

(e) The revised height function is $s(t) = -4.9t^2 + 15t + 25$ which has zeros at $t \approx -1.20$ and $t \approx 4.26$. We ignore the negative value and claim that the marble will hit the ground after 4.26 seconds.

(f) Shooting down means the initial velocity is negative so the height function becomes $s(t) = -4.9t^2 - 15t + 25$.

6. 495 cookies

7. Make the vertex of the parabola $(0, 10)$ so that the point on the top of the left-hand tower where the cable connects is $(-200, 100)$ and the point on the top of the right-hand tower is $(200, 100)$. Then the parabola is given by $p(x) = \frac{9}{4000}x^2 + 10$. Standing 50 feet to the right of the left-hand tower means you're standing at $x = -150$ and $p(-150) = 60.625$. So the cable is 60.625 feet above the bridge deck there.

8. The largest rectangle has area 12.25in^2 .

⁸You'll need to use your calculator to zoom in far enough to see that the vertex is not the y -intercept.

9. (a) $x = \pm y\sqrt{10}$

(b) $x = \pm(y - 2)$

(c) $x = \frac{m \pm \sqrt{m^2 + 4}}{2}$

(d) $t = \frac{v_0 \pm \sqrt{v_0^2 + 4gs_0}}{2g}$

(e) $y = \frac{3 \pm \sqrt{16x + 9}}{2}$

(f) $y = 2 \pm x$

2.4 INEQUALITIES

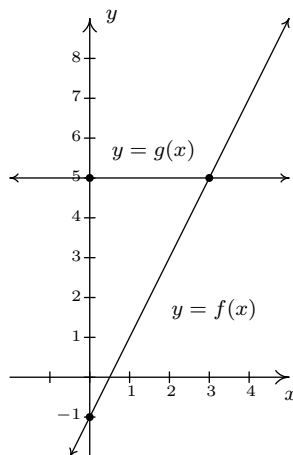
In this section, not only do we develop techniques for solving various classes of inequalities analytically, we also look at them graphically. The next example motivates the core ideas.

EXAMPLE 2.4.1. Let $f(x) = 2x - 1$ and $g(x) = 5$.

1. Solve $f(x) = g(x)$.
2. Solve $f(x) < g(x)$.
3. Solve $f(x) > g(x)$.
4. Graph $y = f(x)$ and $y = g(x)$ on the same set of axes and interpret your solutions to parts 1 through 3 above.

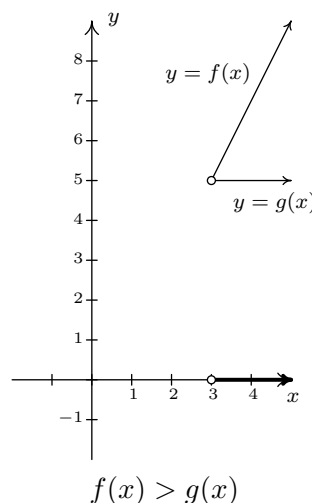
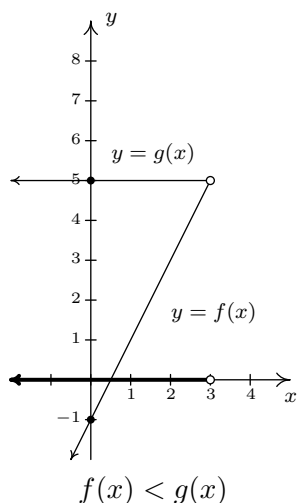
SOLUTION.

1. To solve $f(x) = g(x)$, we replace $f(x)$ with $2x - 1$ and $g(x)$ with 5 to get $2x - 1 = 5$. Solving for x , we get $x = 3$.
2. The inequality $f(x) < g(x)$ is equivalent to $2x - 1 < 5$. Solving gives $x < 3$ or $(-\infty, 3)$.
3. To find where $f(x) > g(x)$, we solve $2x - 1 > 5$. We get $x > 3$, or $(3, \infty)$.
4. To graph $y = f(x)$, we graph $y = 2x - 1$, which is a line with a y -intercept of $(0, -1)$ and a slope of 2. The graph of $y = g(x)$ is $y = 5$ which is a horizontal line through $(0, 5)$.



To see the connection between the graph and the algebra, we recall the Fundamental Graphing Principle for Functions in Section 1.7: the point (a, b) is on the graph of f if and only if $f(a) = b$. In other words, a generic point on the graph of $y = f(x)$ is $(x, f(x))$, and a generic

point on the graph of $y = g(x)$ is $(x, g(x))$. When we seek solutions to $f(x) = g(x)$, we are looking for values x whose y values on the graphs of f and g are the same. In part 1, we found $x = 3$ is the solution to $f(x) = g(x)$. Sure enough, $f(3) = 5$ and $g(3) = 5$ so that the point $(3, 5)$ is on both graphs. We say the graphs of f and g **intersect** at $(3, 5)$. In part 2, we set $f(x) < g(x)$ and solved to find $x < 3$. For $x < 3$, the point $(x, f(x))$ is **below** $(x, g(x))$ since the y values on the graph of f are less than the y values on the graph of g there. Analogously, in part 3, we solved $f(x) > g(x)$ and found $x > 3$. For $x > 3$, note that the graph of f is **above** the graph of g , since the y values on the graph of f are greater than the y values on the graph of g for those values of x .



□

The preceding example demonstrates the following, which is a consequence of the Fundamental Graphing Principle for Functions.

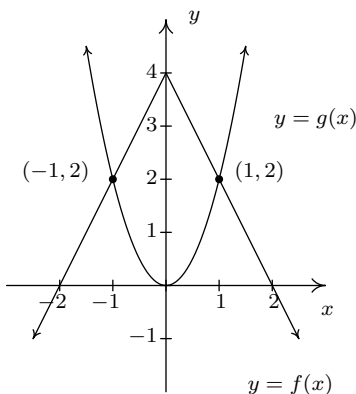
Graphical Interpretation of Equations and Inequalities

Suppose f and g are functions.

- The solutions to $f(x) = g(x)$ are precisely the x values where the graphs of $y = f(x)$ and $y = g(x)$ intersect.
- The solutions to $f(x) < g(x)$ are precisely the x values where the graph of $y = f(x)$ is **below** the graph of $y = g(x)$.
- The solutions to $f(x) > g(x)$ are precisely the x values where the graph of $y = f(x)$ **above** the graph of $y = g(x)$.

The next example turns the tables and furnishes the graphs of two functions and asks for solutions to equations and inequalities.

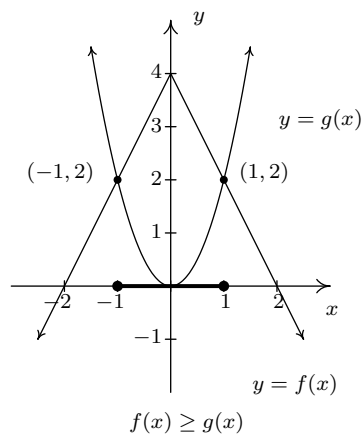
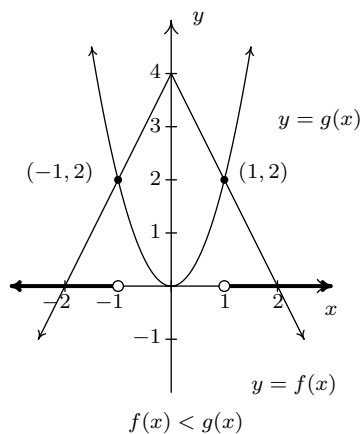
EXAMPLE 2.4.2. The graphs of f and g are below. The graph of $y = f(x)$ resembles the upside down \vee shape of an absolute value function while the graph of $y = g(x)$ resembles a parabola. Use these graphs to answer the following questions.



1. Solve $f(x) = g(x)$.
2. Solve $f(x) < g(x)$.
3. Solve $f(x) \geq g(x)$.

SOLUTION.

1. To solve $f(x) = g(x)$, we look for where the graphs of f and g intersect. These appear to be at the points $(-1, 2)$ and $(1, 2)$, so our solutions to $f(x) = g(x)$ are $x = -1$ and $x = 1$.
2. To solve $f(x) < g(x)$, we look for where the graph of f is below the graph of g . This appears to happen for the x values less than -1 and greater than 1 . Our solution is $(-\infty, -1) \cup (1, \infty)$.
3. To solve $f(x) \geq g(x)$, we look for solutions to $f(x) = g(x)$ as well as $f(x) > g(x)$. We solved the former equation and found $x = \pm 1$. To solve $f(x) > g(x)$, we look for where the graph of f is above the graph of g . This appears to happen between $x = -1$ and $x = 1$, on the interval $(-1, 1)$. Hence, our solution to $f(x) \geq g(x)$ is $[-1, 1]$.



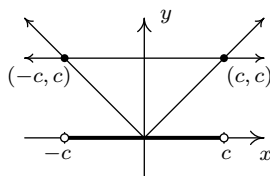
□

We now turn our attention to solving inequalities involving the absolute value. We have the following theorem from Intermediate Algebra to help us.

THEOREM 2.3. Inequalities Involving the Absolute Value: Let c be a real number.

- For $c > 0$, $|x| < c$ is equivalent to $-c < x < c$.
- For $c \leq 0$, $|x| < c$ has no solution.
- For $c \geq 0$, $|x| > c$ is equivalent to $x < -c$ or $x > c$.
- For $c < 0$, $|x| > c$ is true for all real numbers.

As with Theorem 2.1 in Section 2.2, we could argue Theorem 2.3 using cases. However, in light of what we have developed in this section, we can understand these statements graphically. For instance, if $c > 0$, the graph of $y = c$ is a horizontal line which lies above the x -axis through $(0, c)$. To solve $|x| < c$, we are looking for the x values where the graph of $y = |x|$ is below the graph of $y = c$. We know the graphs intersect when $|x| = c$, which, from Section 2.2, we know happens when $x = c$ or $x = -c$. Graphing, we get



We see the graph of $y = |x|$ is below $y = c$ for x between $-c$ and c , and hence we get $|x| < c$ is equivalent to $-c < x < c$. The other properties in Theorem 2.3 can be shown similarly.

EXAMPLE 2.4.3. Solve the following inequalities analytically; check your answers graphically.

1. $|x - 1| \geq 3$

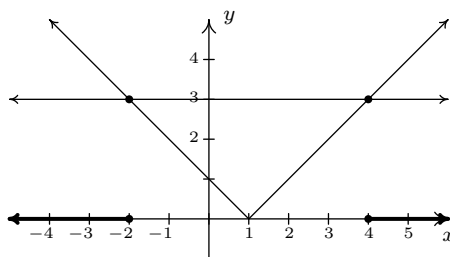
3. $2 < |x - 1| \leq 5$

2. $4 - 3|2x + 1| > -2$

4. $|x + 1| \geq \frac{x + 4}{2}$

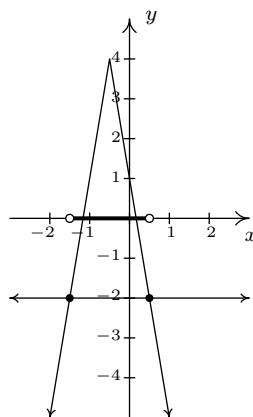
SOLUTION.

1. To solve $|x - 1| \geq 3$, we seek solutions to $|x - 1| > 3$ as well as solutions to $|x - 1| = 3$. From Theorem 2.3, $|x - 1| > 3$ is equivalent to $x - 1 < -3$ or $x - 1 > 3$. From Theorem 2.1, $|x - 1| = 3$ is equivalent to $x - 1 = -3$ or $x - 1 = 3$. Combining these equations with the inequalities, we solve $x - 1 \leq -3$ or $x - 1 \geq 3$. Our answer is $x \leq -2$ or $x \geq 4$, which, in interval notation is $(-\infty, -2] \cup [4, \infty)$. Graphically, we have

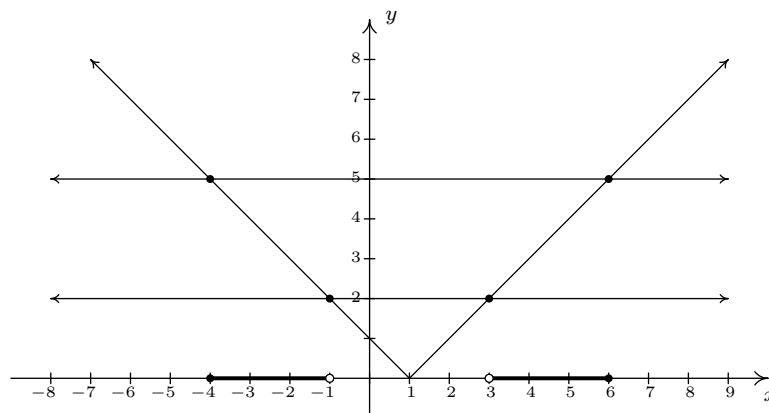


We see the graph of $y = |x - 1|$ (the \vee) is above the horizontal line $y = 3$ for $x < -2$ and $x > 4$, and, hence, this is where $|x - 1| > 3$. The two graphs intersect when $x = -2$ and $x = 4$, and so we have graphical confirmation of our analytic solution.

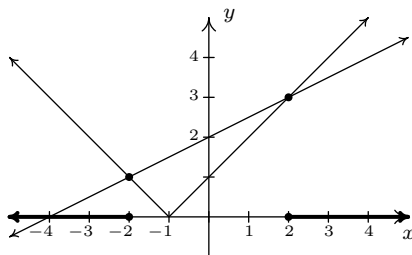
2. To solve $4 - 3|2x + 1| > -2$ analytically, we first isolate the absolute value before applying Theorem 2.3. To that end, we get $-3|2x + 1| > -6$ or $|2x + 1| < 2$. Rewriting, we now have $-2 < 2x + 1 < 2$ so that $-\frac{3}{2} < x < \frac{1}{2}$. In interval notation, we write $(-\frac{3}{2}, \frac{1}{2})$. Graphically we see the graph of $y = 4 - 3|2x + 1|$ is above $y = -2$ for x values between $-\frac{3}{2}$ and $\frac{1}{2}$.



3. Rewriting the compound inequality $2 < |x - 1| \leq 5$ as ' $2 < |x - 1|$ and $|x - 1| \leq 5$ ' allows us to solve each piece using Theorem 2.3. The first inequality, $2 < |x - 1|$ can be re-written as $|x - 1| > 2$ and so $x - 1 < -2$ or $x - 1 > 2$. We get $x < -1$ or $x > 3$. Our solution to the first inequality is then $(-\infty, -1) \cup (3, \infty)$. For $|x - 1| \leq 5$, we combine results in Theorems 2.1 and 2.3 to get $-5 \leq x - 1 \leq 5$ so that $-4 \leq x \leq 6$, or $[-4, 6]$. Our solution to $2 < |x - 1| \leq 5$ is comprised of values of x which satisfy both parts of the inequality, and so we take what's called the 'set theoretic intersection' of $(-\infty, -1) \cup (3, \infty)$ with $[-4, 6]$ to obtain $[-4, -1) \cup (3, 6]$. Graphically, we see the graph of $y = |x - 1|$ is 'between' the horizontal lines $y = 2$ and $y = 5$ for x values between -4 and -1 as well as those between 3 and 6 . Including the x values where $y = |x - 1|$ and $y = 5$ intersect, we get

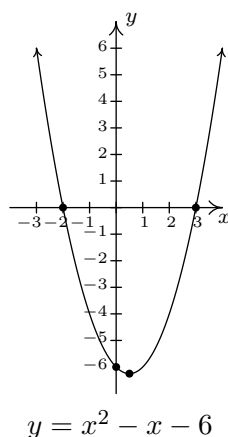


4. We need to exercise some special caution when solving $|x + 1| \geq \frac{x+4}{2}$. When variables are both inside and outside of the absolute value, it's usually best to refer to the definition of absolute value, Definition 2.4, to remove the absolute values and proceed from there. To that end, we have $|x + 1| = -(x + 1)$ if $x < -1$ and $|x + 1| = x + 1$ if $x \geq -1$. We break the inequality into cases, the first case being when $x < -1$. For these values of x , our inequality becomes $-(x + 1) \geq \frac{x+4}{2}$. Solving, we get $-2x - 2 \geq x + 4$, so that $-3x \geq 6$, which means $x \leq -2$. Since all of these solutions fall into the category $x < -1$, we keep them all. For the second case, we assume $x \geq -1$. Our inequality becomes $x + 1 \geq \frac{x+4}{2}$, which gives $2x + 2 \geq x + 4$ or $x \geq 2$. Since all of these values of x are greater than or equal to -1 , we accept all of these solutions as well. Our final answer is $(-\infty, -2] \cup [2, \infty)$.

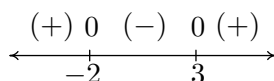


□

We now turn our attention to quadratic inequalities. In the last example of Section 2.3, we needed to determine the solution to $x^2 - x - 6 < 0$. We will now re-visit this problem using some of the techniques developed in this section not only to reinforce our solution in Section 2.3, but to also help formulate a general analytic procedure for solving all quadratic inequalities. If we consider $f(x) = x^2 - x - 6$ and $g(x) = 0$, then solving $x^2 - x - 6 < 0$ corresponds graphically to finding the values of x for which the graph of $y = f(x) = x^2 - x - 6$ (the parabola) is below the graph of $y = g(x) = 0$ (the x -axis.) We've provided the graph again for reference.



We can see that the graph of f does dip below the x -axis between its two x -intercepts. The zeros of f are $x = -2$ and $x = 3$ in this case and they divide the domain (the x -axis) into three intervals: $(-\infty, -2)$, $(-2, 3)$, and $(3, \infty)$. For every number in $(-\infty, -2)$, the graph of f is above the x -axis; in other words, $f(x) > 0$ for all x in $(-\infty, -2)$. Similarly, $f(x) < 0$ for all x in $(-2, 3)$, and $f(x) > 0$ for all x in $(3, \infty)$. We can schematically represent this with the **sign diagram** below.



Here, the (+) above a portion of the number line indicates $f(x) > 0$ for those values of x ; the (-) indicates $f(x) < 0$ there. The numbers labeled on the number line are the zeros of f , so we place 0 above them. We see at once that the solution to $f(x) < 0$ is $(-2, 3)$.

Our next goal is to establish a procedure by which we can generate the sign diagram without graphing the function. An important property¹ of quadratic functions is that if the function is positive at one point and negative at another, the function must have at least one zero in between. Graphically, this means that a parabola can't be above the x -axis at one point and below the x -axis at another point without crossing the x -axis. This allows us to determine the sign of **all** of the function values on a given interval by testing the function at just **one** value in the interval. This gives us the following.

¹We will give this property a name in Chapter 3 and revisit this concept then.

Steps for Solving a Quadratic Inequality

1. Rewrite the inequality, if necessary, as a quadratic function $f(x)$ on one side of the inequality and 0 on the other.
2. Find the zeros of f and place them on the number line with the number 0 above them.
3. Choose a real number, called a **test value**, in each of the intervals determined in step 2.
4. Determine the sign of $f(x)$ for each test value in step 3, and write that sign above the corresponding interval.
5. Choose the intervals which correspond to the correct sign to solve the inequality.

EXAMPLE 2.4.4. Solve the following inequalities analytically using sign diagrams. Verify your answer graphically.

1. $2x^2 \leq 3 - x$

3. $9x^2 + 4 \leq 12x$

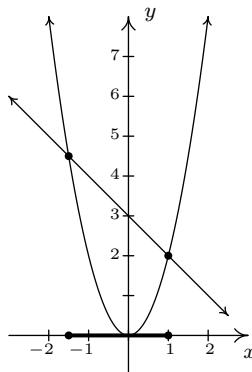
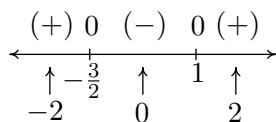
2. $x^2 > 2x + 1$

4. $2x - x^2 \geq |x - 1| - 1$

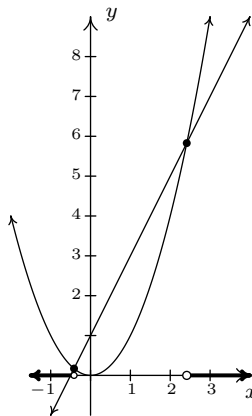
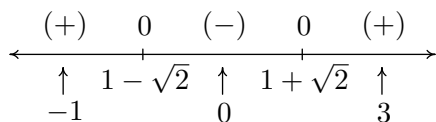
SOLUTION.

1. To solve $2x^2 \leq 3 - x$, we first get 0 on one side of the inequality which yields $2x^2 + x - 3 \leq 0$. We find the zeros of $f(x) = 2x^2 + x - 3$ by solving $2x^2 + x - 3 = 0$ for x . Factoring gives $(2x + 3)(x - 1) = 0$, so $x = -\frac{3}{2}$, or $x = 1$. We place these values on the number line with 0 above them and choose test values in the intervals $(-\infty, -\frac{3}{2})$, $(-\frac{3}{2}, 1)$, and $(1, \infty)$. For the interval $(-\infty, -\frac{3}{2})$, we choose² $x = -2$; for $(-\frac{3}{2}, 1)$, we pick $x = 0$; and for $(1, \infty)$, $x = 2$. Evaluating the function at the three test values gives us $f(-2) = 3 > 0$ (so we place (+) above $(-\infty, -\frac{3}{2})$); $f(0) = -3 < 0$ (so (-) goes above the interval $(-\frac{3}{2}, 1)$); and, $f(2) = 7$ (which means (+) is placed above $(1, \infty)$). Since we are solving $2x^2 + x - 3 \leq 0$, we look for solutions to $2x^2 + x - 3 < 0$ as well as solutions for $2x^2 + x - 3 = 0$. For $2x^2 + x - 3 < 0$, we need the intervals which we have a (-). Checking the sign diagram, we see this is $(-\frac{3}{2}, 1)$. We know $2x^2 + x - 3 = 0$ when $x = -\frac{3}{2}$ and $x = 1$, so our final answer is $[-\frac{3}{2}, 1]$. To check our solution graphically, we refer to the original inequality, $2x^2 \leq 3 - x$. We let $g(x) = 2x^2$ and $h(x) = 3 - x$. We are looking for the x values where the graph of g is below that of h (the solution to $g(x) < h(x)$) as well as the two graphs intersect (the solutions to $g(x) = h(x)$.) The graphs of g and h are given on the right with the sign chart on the left.

²We have to choose something in each interval. If you don't like our choices, please feel free to choose different numbers. You'll get the same sign chart.

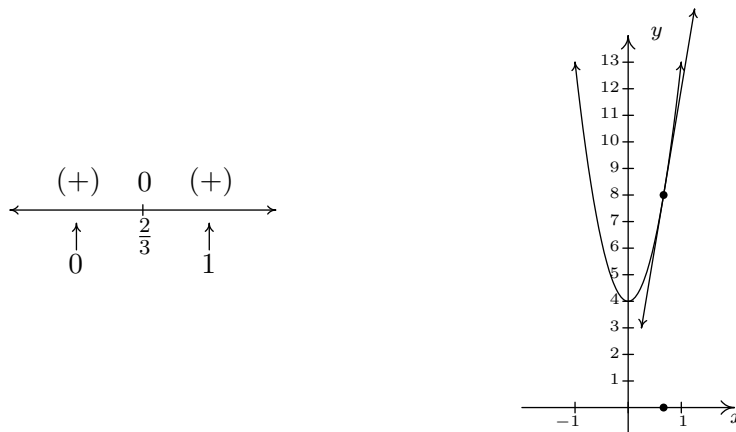


2. Once again, we re-write $x^2 > 2x + 1$ as $x^2 - 2x - 1 > 0$ and we identify $f(x) = x^2 - 2x - 1$. When we go to find the zeros of f , we find, to our chagrin, that the quadratic $x^2 - 2x - 1$ doesn't factor nicely. Hence, we resort to the quadratic formula to solve $x^2 - 2x - 1 = 0$, and arrive at $x = 1 \pm \sqrt{2}$. As before, these zeros divide the number line into three pieces. To help us decide on test values, we approximate $1 - \sqrt{2} \approx -0.4$ and $1 + \sqrt{2} \approx 2.4$. We choose $x = -1$, $x = 0$, and $x = 3$ as our test values and find $f(-1) = 2$, which is (+); $f(0) = -1$ which is (-); and $f(3) = 2$ which is (+) again. Our solution to $x^2 - 2x - 1 > 0$ is where we have (+), so, in interval notation $(-\infty, 1 - \sqrt{2}) \cup (1 + \sqrt{2}, \infty)$. To check the inequality $x^2 > 2x + 1$ graphically, we set $g(x) = x^2$ and $h(x) = 2x + 1$. We are looking for the x values where the graph of g is above the graph of h . As before we present the graphs on the right and the sign chart on the left.



3. To solve $9x^2 + 4 \leq 12x$, as before, we solve $9x^2 - 12x + 4 \leq 0$. Setting $f(x) = 9x^2 - 12x + 4 = 0$, we find the only one zero of f , $x = \frac{2}{3}$. This one x value divides the number line into two intervals, from which we choose $x = 0$ and $x = 1$ as test values. We find $f(0) = 4 > 0$ and $f(1) = 1 > 0$. Since we are looking for solutions to $9x^2 - 12x + 4 \leq 0$, we are looking for

x values where $9x^2 - 12x + 4 < 0$ as well as where $9x^2 - 12x + 4 = 0$. Looking at our sign diagram, there are no places where $9x^2 - 12x + 4 < 0$ (there are no $(-)$), so our solution is only $x = \frac{2}{3}$ (where $9x^2 - 12x + 4 = 0$). We write this as $\{\frac{2}{3}\}$. Graphically, we solve $9x^2 + 4 \leq 12x$ by graphing $g(x) = 9x^2 + 4$ and $h(x) = 12x$. We are looking for the x values where the graph of g is below the graph of h (for $9x^2 + 4 < 12x$) and where the two graphs intersect ($9x^2 + 4 = 12x$). We see the line and the parabola touch at $(\frac{2}{3}, 8)$, but the parabola is always above the line otherwise.³



4. To solve our last inequality, $2x - x^2 \geq |x - 1| - 1$, we re-write the absolute value using cases. For $x < 1$, $|x - 1| = -(x - 1) = 1 - x$, so we get $2x - x^2 \geq 1 - x - 1$, or $x^2 - 3x \leq 0$. Finding the zeros of $f(x) = x^2 - 3x$, we get $x = 0$ and $x = 3$. However, we are only concerned with the portion of the number line where $x < 1$, so the only zero that we concern ourselves with is $x = 0$. This divides the interval $x < 1$ into two intervals: $(-\infty, 0)$ and $(0, 1)$. We choose $x = -1$ and $x = \frac{1}{2}$ as our test values. We find $f(-1) = 4$ and $f(\frac{1}{2}) = -\frac{5}{4}$. Solving $x^2 - 3x \leq 0$ for $x < 1$ gives us $[0, 1)$. Next, we turn our attention to the case $x \geq 1$. Here, $|x - 1| = x - 1$, so our original inequality becomes $2x - x^2 \geq x - 1 - 1$, or $x^2 - x - 2 \leq 0$. Setting $g(x) = x^2 - x - 2$, we find the zeros of g to be $x = -1$ and $x = 2$. Of these, only $x = 2$ lies in the region $x \geq 1$, so we ignore $x = -1$. Our test intervals are now $[1, 2)$ and $(2, \infty)$. We choose $x = 1$ and $x = 3$ as our test values and find $g(1) = -2$ and $g(3) = 4$. To solve $g(x) \leq 0$, we have $[1, 2)$.



Combining these into one sign diagram, we get our solution is $[0, 2]$. Graphically, to check $2x - x^2 \geq |x - 1| - 1$, we set $h(x) = 2x - x^2$ and $i(x) = |x - 1| - 1$ and look for the x values

³In this case, we say the line $y = 12x$ is **tangent** to $y = 9x^2 + 4$ at $(\frac{2}{3}, 8)$. Finding tangent lines to arbitrary functions is the stuff of legends, I mean, Calculus.

where the graph of h is above the the graph of i (the solution of $h(x) > i(x)$) as well as the x -coordinates of the intersection points of both graphs (where $h(x) = i(x)$). The combined sign chart is given on the left and the graphs are on the right.



□

It is quite possible to encounter inequalities where the analytical methods developed so far will fail us. In this case, we resort to using the graphing calculator to approximate the solution, as the next example illustrates.

EXAMPLE 2.4.5. Suppose the revenue R , in thousands of dollars, from producing and selling x hundred LCD TVs is given by $R(x) = -5x^3 + 35x^2 + 155x$ for $x \geq 0$, while the cost, in thousands of dollars, to produce x hundred LCD TVs is given by $C(x) = 200x + 25$ for $x \geq 0$. How many TVs, to the nearest TV, should be produced to make a profit?

SOLUTION. Recall that profit = revenue – cost. If we let P denote the profit, in thousands of dollars, which results from producing and selling x hundred TVs then

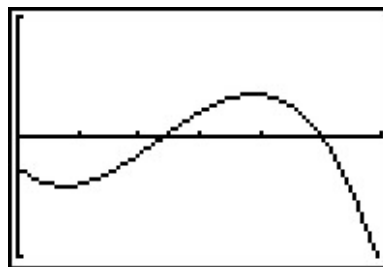
$$P(x) = R(x) - C(x) = (-5x^3 + 35x^2 + 155x) - (200x + 25) = -5x^3 + 35x^2 - 45x - 25,$$

where $x \geq 0$. If we want to make a profit, then we need to solve $P(x) > 0$; in other words, $-5x^3 + 35x^2 - 45x - 25 > 0$. We have yet to discuss how to go about finding the zeros of P , let alone making a sign diagram for such an animal,⁴ as such we resort to the graphing calculator. After finding a suitable window, we get

```

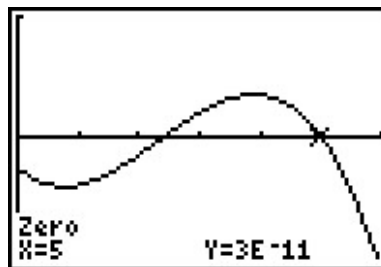
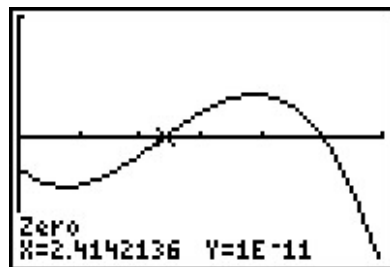
WINDOW
Xmin=0
Xmax=6
Xscl=1
Ymin=-100
Ymax=100
Yscl=100
Xres=1

```



We are looking for the x values for which $P(x) > 0$, that is, where the graph of P is above the x -axis. We make use of the ‘Zero’ command and find two x -intercepts.

⁴The procedure, as we shall see in Chapter 3 is identical to what we have developed here.



We remember that x denotes the number of TVs in **hundreds**, so if we are to find our solution using the calculator, we need our answer to two decimal places. The zero⁵ 2.414... corresponds to 241.4... TVs. Since we can't make a fractional part of a TV, we round this up to 242 TVs.⁷ The other zero seems dead on at 5, which corresponds to 500 TVs. Hence to make a profit, we should produce (and sell) between 242 and 499 TVs, inclusive. \square

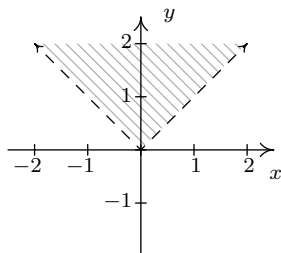
Our last example in the section demonstrates how inequalities can be used to describe regions in the plane, as we saw earlier in Section 1.2.

EXAMPLE 2.4.6. Sketch the following relations.

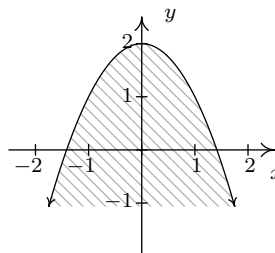
1. $R = \{(x, y) : y > |x|\}$.
2. $S = \{(x, y) : y \leq 2 - x^2\}$.
3. $T = \{(x, y) : |x| < y \leq 2 - x^2\}$.

SOLUTION.

1. The relation R consists of all points (x, y) whose y -coordinate is greater than $|x|$. If we graph $y = |x|$, then we want all of the points in the plane **above** the points on the graph. Dotted the graph of $y = |x|$ as we have done before to indicate the points on the graph itself are not in the relation, we get the shaded region below on the left.
2. For a point to be in S , its y -coordinate must be less than or equal to the y -coordinate on the parabola $y = 2 - x^2$. This is the set of all points **below** or **on** the parabola $y = 2 - x^2$.



The graph of R



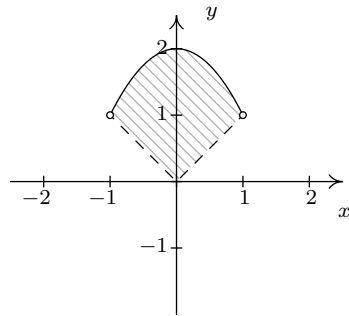
The graph of S

⁵Note the y -coordinates of the points here aren't registered as 0. They are expressed in Scientific Notation. For instance, $1E-11$ corresponds to 0.00000000001, which is pretty close in the calculator's eyes⁶ to 0.

⁶but not a Mathematician's

⁷Notice that $P(241) < 0$ and $P(242) > 0$ so we need to round up to 242 in order to make a profit.

3. Finally, the relation T takes the points whose y -coordinates satisfy both the conditions in R and S . So we shade the region between $y = |x|$ and $y = 2 - x^2$, keeping those points on the parabola, but not the points on $y = |x|$. To get an accurate graph, we need to find where these two graphs intersect, so we set $|x| = 2 - x^2$. Proceeding as before, breaking this equation into cases, we get $x = -1, 1$. Graphing yields



The graph of T

□

2.4.1 EXERCISES

1. Solve the inequality. Express your answer in interval form.

(a) $|3x - 5| \leq 4$

(j) $x^2 + 4 \leq 4x$

(b) $|7x + 2| > 10$

(k) $x^2 + 1 < 0$

(c) $1 < |2x - 9| \leq 3$

(l) $3x^2 \leq 11x + 4$

(d) $|-2x + 1| \geq x + 5$

(m) $x > x^2$

(e) $|x + 3| \geq |6x + 9|$

(n) $2x^2 - 4x - 1 > 0$

(f) $x^2 + 2x - 3 \geq 0$

(o) $5x + 4 \leq 3x^2$

(g) $16x^2 + 8x + 1 > 0$

(p) $2 \leq |x^2 - 9| < 9$

(h) $x^2 + 9 < 6x$

(q) $x^2 \leq |4x - 3|$

(i) $9x^2 + 16 \geq 24x$

(r) $x^2 + x + 1 \geq 0$

2. Prove the second, third and fourth parts of Theorem 2.3.

3. If a slingshot is used to shoot a marble straight up into the air from 2 meters above the ground with an initial velocity of 30 meters per second, for what values of time t will the marble be over 35 meters above the ground? (Refer to Exercise 5 in Section 2.3 for assistance if needed.) Round your answers to two decimal places.

4. What temperature values in degrees Celsius are equivalent to the temperature range $50^\circ F$ to $95^\circ F$? (Refer to Exercise 3 in Section 2.1 for assistance if needed.)

5. The surface area S of a cube with edge length x is given by $S(x) = 6x^2$ for $x > 0$. Suppose the cubes your company manufactures are supposed to have a surface area of exactly 42 square centimeters, but the machines you own are old and cannot always make a cube with the precise surface area desired. Write an inequality using absolute value that says the surface area of a given cube is no more than 3 square centimeters away (high or low) from the target of 42 square centimeters. Solve the inequality and express your answer in interval form.

6. Sketch the following relations.

(a) $R = \{(x, y) : y \leq x - 1\}$

(d) $R = \{(x, y) : x^2 \leq y < x + 2\}$

(b) $R = \{(x, y) : y > x^2 + 1\}$

(e) $R = \{(x, y) : |x| - 4 < y < 2 - x\}$

(c) $R = \{(x, y) : -1 < y \leq 2x + 1\}$

(f) $R = \{(x, y) : x^2 < y \leq |4x - 3|\}$

7. Suppose f is a function, L is a real number and ε is a positive number. Discuss with your classmates what the inequality $|f(x) - L| < \varepsilon$ means algebraically and graphically.⁸

⁸Understanding this type of inequality is really important in Calculus.

2.4.2 ANSWERS

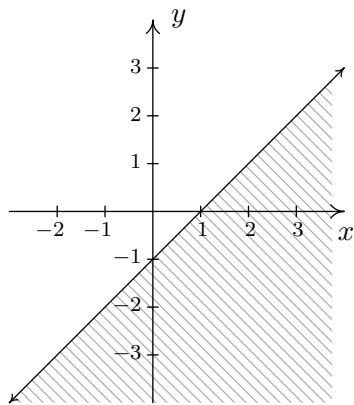
1. (a) $[\frac{1}{3}, 3]$
 (b) $(-\infty, -\frac{12}{7}) \cup (\frac{8}{7}, \infty)$
 (c) $[3, 4) \cup (5, 6]$
 (d) $(-\infty, -\frac{4}{3}] \cup [6, \infty)$
 (e) $[-\frac{12}{7}, -\frac{6}{5}]$
 (f) $(-\infty, -3] \cup [1, \infty)$
 (g) $(-\infty, -\frac{1}{4}) \cup (-\frac{1}{4}, \infty)$
 (h) No solution
 (i) $(-\infty, \infty)$
 (j) $\{2\}$
 (k) No solution
 (l) $[-\frac{1}{3}, 4]$
 (m) $(0, 1)$
 (n) $(-\infty, 1 - \frac{\sqrt{6}}{2}) \cup (1 + \frac{\sqrt{6}}{2}, \infty)$
 (o) $(-\infty, \frac{5-\sqrt{73}}{6}) \cup [\frac{5+\sqrt{73}}{6}, \infty)$
 (p) $(-3\sqrt{2}, -\sqrt{11}) \cup [-\sqrt{7}, 0) \cup (0, \sqrt{7}] \cup [\sqrt{11}, 3\sqrt{2})$
 (q) $[-2 - \sqrt{7}, -2 + \sqrt{7}] \cup [1, 3]$
 (r) $(-\infty, \infty)$

3. $1.44 < t < 4.68$

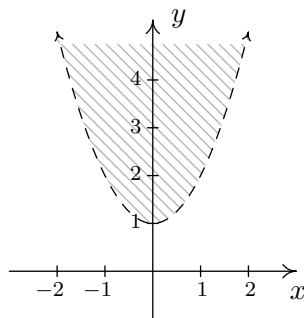
4. From our previous work $C(F) = \frac{5}{9}(F - 32)$ so $50 \leq F \leq 95$ becomes $10 \leq C \leq 35$.

5. The surface area could go as low as 39cm^2 or as high as 45cm^2 so we have $39 \leq S(x) \leq 45$. Using absolute value and the fact that $S(x) = 6x^2$ we get $|6x^2 - 42| \leq 3$. Solving this inequality yields $[\sqrt{\frac{13}{2}}, \sqrt{\frac{15}{2}}]$.

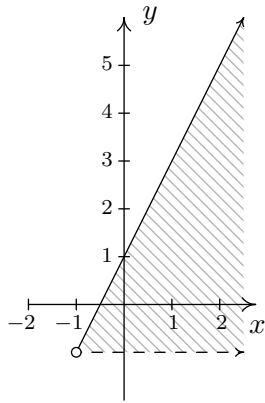
6. (a)



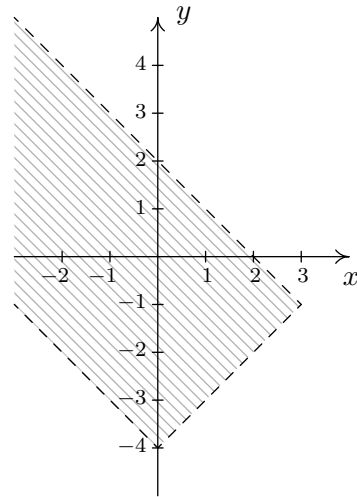
(b)



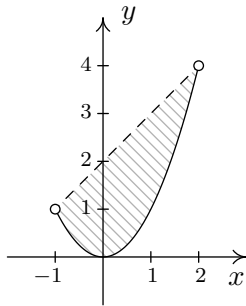
(c)



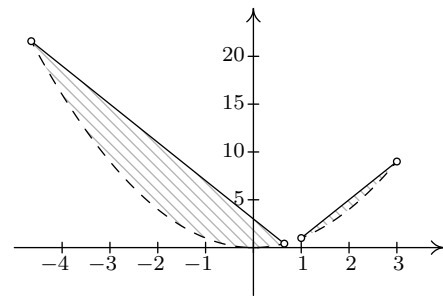
(e)



(d)

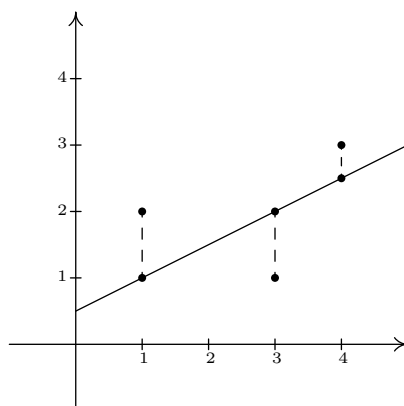


(f)



2.5 REGRESSION

In this section, we use some basic tools from statistical analysis to quantify linear and quadratic trends that we may see in data. Our goal is to give the reader an understanding of the basic processes involved, but we are quick to refer the reader to a more advanced course¹ for a complete exposition of this material. Suppose we collected three data points, $\{(1, 2), (3, 1), (4, 3)\}$. By plotting these points, we can clearly see they do not lie along the same line. If we pick any two of the points, we can find a line containing both which completely misses the third, but our aim is to find a line which is in some sense ‘close’ to all the points, even though it may go through none of them. The way we measure ‘closeness’ in this case is to find the **total squared error** between the data points and the line. Consider our three data points and the line $y = \frac{1}{2}x + \frac{1}{2}$. For each of our data points, we find the vertical distance between each data point and the line. To accomplish this, we need to find a point on the line directly above or below each data point - in other words, point on the line with the same x -coordinate as our data point. For example, to find the point on the line directly below $(1, 2)$, we plug $x = 1$ into $y = \frac{1}{2}x + \frac{1}{2}$ and we get the point $(1, 1)$. Similarly, we get $(3, 2)$ and $(4, \frac{5}{2})$ for $(4, 3)$.



We find the total squared error E by taking the sum of the squares of the differences of the y -coordinates of each data point and its corresponding point on the line. For the data and line above $E = (2 - 1)^2 + (1 - 2)^2 + (3 - \frac{5}{2})^2 = \frac{9}{4}$. Using advanced mathematical machinery,² it is possible to find the line which results in the lowest value of E . This line is called the **least squares regression line**, or sometimes the ‘line of best fit’. The formula for the line of best fit requires notation we won’t present until Chapter 9.1, so we will revisit it then. The graphing calculator can come to our assistance here, since it has a built in feature to compute the regression line. We enter the data and perform the Linear Regression feature and we get

¹and authors with more expertise in this area,

²Like Calculus and Linear Algebra

L1	L2	L3	3
1	2	████████	
3	1		
4	3		

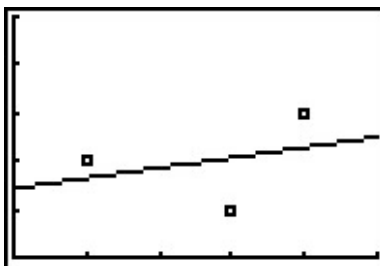
L3(1)=			

```

LinReg
y=ax+b
a=.2142857143
b=1.428571429
r2=.1071428571
r=.3273268354

```

The calculator tells us that the line of best fit is $y = ax + b$ where the slope is $a \approx 0.214$ and the y -coordinate of the y -intercept is $b \approx 1.428$. (We will stick to using three decimal places for our approximations.) Using this line, we compute the total squared error for our data to be $E \approx 1.786$. The value r is the **correlation coefficient** and is a measure of how close the data is to being on the same line. The closer $|r|$ is to 1, the better the linear fit. Since $r \approx 0.327$, this tells us that the line of best fit doesn't fit all that well - in other words, our data points aren't close to being linear. The value r^2 is called the **coefficient of determination** and is also a measure of the goodness of fit.³ Plotting the data with its regression line results in the picture below.



Our first example looks at energy consumption in the US over the past 50 years.⁴

Year	Energy Usage, in Quads ⁵
1950	34.6
1960	45.1
1970	67.8
1980	78.3
1990	84.6
2000	98.9

EXAMPLE 2.5.1. Using the energy consumption data given above,

1. Plot the data using a graphing calculator.

³We refer the interested reader to a course in Statistics to explore the significance of r and r^2 .

⁴See this [Department of Energy](#) activity

⁵The unit 1 Quad is 1 Quadrillion = 10^{15} BTUs, which is enough heat to raise Lake Erie roughly 1°F

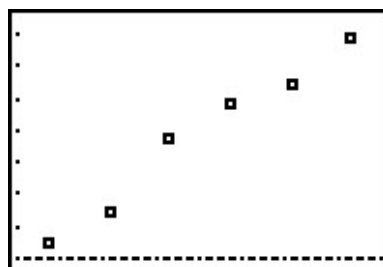
2. Find the least squares regression line and comment on the goodness of fit.
3. Interpret the slope of the line of best fit.
4. Use the regression line to predict the annual US energy consumption in the year 2010.
5. Use the regression line to predict when the annual consumption will reach 120 Quads.

SOLUTION.

1. Entering the data into the calculator gives

L1	L2	L3	3
1950	34.6		
1960	45.1		
1970	67.8		
1980	78.3		
1990	84.6		
2000	98.9		

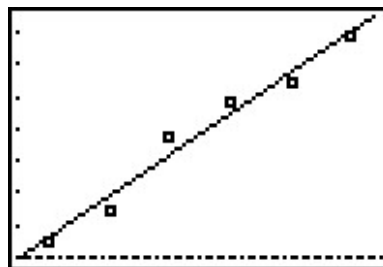
L3(1)=			



The data certainly appears to be linear in nature.

2. Performing a linear regression produces

LinReg
y=ax+b
a=1.287142857
b=-2473.890476
r ² =.9741619014
r=.9869964039
■



We can tell both from the correlation coefficient as well as the graph that the regression line is a good fit to the data.

3. The slope of the regression line is $a \approx 1.287$. To interpret this, recall that the slope is the rate of change of the y -coordinates with respect to the x -coordinates. Since the y -coordinates represent the energy usage in Quads, and the x -coordinates represent years, a slope of positive 1.287 indicates an increase in annual energy usage at the rate of 1.287 Quads per year.
4. To predict the energy needs in 2010, we substitute $x = 2010$ into the equation of the line of best fit to get $y = 1.287(2010) - 2473.890 \approx 112.980$. The predicted annual energy usage of the US in 2010 is approximately 112.980 Quads.

5. To predict when the annual US energy usage will reach 120 Quads, we substitute $y = 120$ into the equation of the line of best fit to get $120 = 1.287x - 2473.908$. Solving for x yields $x \approx 2015.454$. Since the regression line is increasing, we interpret this result as saying the annual usage in 2015 won't yet be 120 Quads, but that in 2016, the demand will be more than 120 Quads. \square

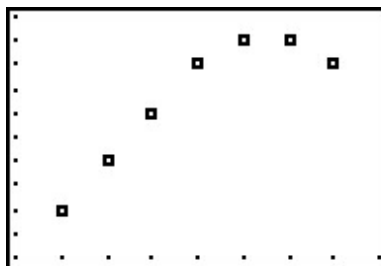
Our next example gives us an opportunity to find a nonlinear model to fit the data. According to the National Weather Service, the predicted hourly temperatures for Painesville on March 3, 2009 were given as summarized below.

Time	Temperature, °F
10AM	17
11AM	19
12PM	21
1PM	23
2PM	24
3PM	24
4PM	23

To enter this data into the calculator, we need to adjust the x values, since just entering the numbers could cause confusion. (Do you see why?) We have a few options available to us. Perhaps the easiest is to convert the times into the 24 hour clock time so that 1 PM is 13, 2 PM is 14, etc.. If we enter these data into the graphing calculator and plot the points we get

L1	L2	L3
10	17	█
11	19	
12	21	
13	23	
14	24	
15	24	
16	23	

L3(1)=

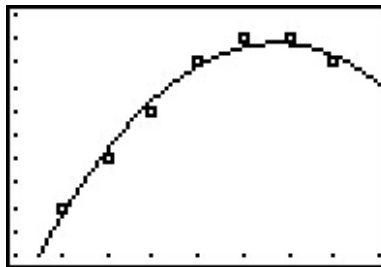


While the beginning of the data looks linear, the temperature begins to fall in the afternoon hours. This sort of behavior reminds us of parabolas, and, sure enough, it is possible to find a parabola of best fit in the same way we found a line of best fit. The process is called **quadratic regression** and its goal is to minimize the least square error of the data with their corresponding points on the parabola. The calculator has a built in feature for this as well, and we get

```

QuadReg
y=ax2+bx+c
a=-.3214285714
b=9.464285714
c=-45.85714286
R2=.9836601307

```



The coefficient of determination r^2 seems reasonably close to 1, and the graph visually seems to be a decent fit. We use this in our next example.

EXAMPLE 2.5.2. Using the quadratic model for the temperature data above, predict the warmest temperature of the day. When will this occur?

SOLUTION. The maximum temperature will occur at the vertex of the parabola. Recalling the Vertex Formula, Equation 2.4, $x = -\frac{b}{2a} \approx -\frac{9.464}{2(-0.321)} \approx 14.741$. This corresponds to roughly 2:45 PM. To find the temperature, we substitute $x = 14.741$ into $y = -0.321x^2 + 9.464x - 45.857$ to get $y \approx 23.899$, or 23.899°F . \square

The results of the last example should remind you that regression models are just that, models. Our predicted warmest temperature was found to be 23.899°F , but our data says it will warm to 24°F . It's all well and good to observe trends and guess at a model, but a more thorough investigation into **why** certain data **should** be linear or quadratic in nature is usually in order - and that, most often, is the business of scientists.

2.5.1 EXERCISES

- Using the energy production data given below

Year	1950	1960	1970	1980	1990	2000
Production (in Quads)	35.6	42.8	63.5	67.2	70.7	71.2

- Plot the data using a graphing calculator and explain why it does not appear to be linear.
 - Discuss with your classmates why ignoring the first two data points may be justified from a historical perspective.
 - Find the least squares regression line for the last four data points and comment on the goodness of fit. Interpret the slope of the line of best fit.
 - Use the regression line to predict the annual US energy production in the year 2010.
 - Use the regression line to predict when the annual US energy production will reach 100 Quads.
- The chart below contains a portion of the fuel consumption information for a 2002 Toyota Echo I (Jeff) used to own. The first row is the cumulative number of gallons of gasoline that I had used and the second row is the odometer reading when I refilled the gas tank. So, for example, the fourth entry is the point (28.25, 1051) which says that I had used a total of 28.25 gallons of gasoline when the odometer read 1051 miles.

Gasoline Used (Gallons)	0	9.26	19.03	28.25	36.45	44.64	53.57	62.62	71.93	81.69	90.43
Odometer (Miles)	41	356	731	1051	1347	1631	1966	2310	2670	3030	3371

Find the least squares line for this data. Is it a good fit? What does the slope of the line represent? Do you and your classmates believe this model would have held for ten years had I not crashed the car on the Turnpike a few years ago? (I'm keeping a fuel log for my 2006 Scion xA for future College Algebra books so I hope not to crash it, too.)

- On New Year's Day, I (Jeff, again) started weighing myself every morning in order to have an interesting data set for this section of the book. (Discuss with your classmates if that makes me a nerd or a geek. Also, the professionals in the field of weight management strongly discourage weighing yourself every day. When you focus on the number and not your overall health, you tend to lose sight of your objectives. I was making a noble sacrifice for science, but you should not try this at home.) The whole chart would be too big to put into the book neatly, so I've decided to give only a small portion of the data to you. This then becomes a Civics lesson in honesty, as you shall soon see. There are two charts given below. One has my weight for the first eight Thursdays of the year (January 1, 2009 was a Thursday and we'll count it as Day 1.) and the other has my weight for the first 10 Saturdays of the year.

Day # (Thursday)	1	8	15	22	29	36	43	50
My weight in pounds	238.2	237.0	235.6	234.4	233.0	233.8	232.8	232.0

Day # (Saturday)	3	10	17	24	31	38	45	52	59	66
My weight in pounds	238.4	235.8	235.0	234.2	236.2	236.2	235.2	233.2	236.8	238.2

- (a) Find the least squares line for the Thursday data and comment on its goodness of fit.
- (b) Find the least squares line for the Saturday data and comment on its goodness of fit.
- (c) Use Quadratic Regression to find a parabola which models the Saturday data and comment on its goodness of fit.
- (d) Compare and contrast the predictions the three models make for my weight on January 1, 2010 (Day #366). Can any of these models be used to make a prediction of my weight 20 years from now? Explain your answer.
- (e) Why is this a Civics lesson in honesty? Well, compare the two linear models you obtained above. One was a good fit and the other was not, yet both came from careful selections of real data. In presenting the tables to you, I have not lied about my weight, nor have you used any bad math to falsify the predictions. The word we're looking for here is 'disingenuous'. Look it up and then discuss the implications this type of data manipulation could have in a larger, more complex, politically motivated setting. (Even Obi-Wan presented the truth to Luke only "from a certain point of view.")
4. (Data that is neither linear nor quadratic.) We'll close this exercise set with two data sets that, for reasons presented later in the book, cannot be modeled correctly by lines or parabolas. It is a good exercise, though, to see what happens when you attempt to use a linear or quadratic model when it's not appropriate.

- (a) This first data set came from a Summer 2003 publication of the Portage County Animal Protective League called "Tattle Tails". They make the following statement and then have a chart of data that supports it. "It doesn't take long for two cats to turn into 80 million. If two cats and their surviving offspring reproduced for ten years, you'd end up with 80,399,780 cats." We assume $N(0) = 2$.

Year x	1	2	3	4	5	6	7	8	9	10
Number of Cats $N(x)$	12	66	382	2201	12680	73041	420715	2423316	13968290	80399780

Use Quadratic Regression to find a parabola which models this data and comment on its goodness of fit. (Spoiler Alert: Does anyone know what type of function we need here?)

- (b) This next data set comes from the [U.S. Naval Observatory](#). That site has loads of awesome stuff on it, but for this exercise I used the sunrise/sunset times in Fairbanks, Alaska for 2009 to give you a chart of the number of hours of daylight they get on the 21st of each month. We'll let $x = 1$ represent January 21, 2009, $x = 2$ represent February 21, 2009, and so on.

Month Number	1	2	3	4	5	6	7	8	9	10	11	12
Hours of Daylight	5.8	9.3	12.4	15.9	19.4	21.8	19.4	15.6	12.4	9.1	5.6	3.3

Use Quadratic Regression to find a parabola which models this data and comment on its goodness of fit. (Spoiler Alert: Does anyone know what type of function we need here?)

2.5.2 ANSWERS

1. (c) $y = 0.266x - 459.86$ with $r = 0.9607$ which indicates a good fit. The slope 0.266 indicates the country's energy production is increasing at a rate of 0.266 Quad per year.
(d) According to the model, the production in 2010 will be 74.8 Quad.
(e) According to the model, the production will reach 100 Quad in the year 2105.
2. The line is $y = 36.8x + 16.39$. We have $r = .99987$ and $r^2 = .9997$ so this is an excellent fit to the data. The slope 36.8 represents miles per gallon.
3. (a) The line for the Thursday data is $y = -.12x + 237.69$. We have $r = -.9568$ and $r^2 = .9155$ so this is a really good fit.
(b) The line for the Saturday data is $y = -0.000693x + 235.94$. We have $r = -0.008986$ and $r^2 = 0.0000807$ which is horrible. This data is not even close to linear.
(c) The parabola for the Saturday data is $y = 0.003x^2 - 0.21x + 238.30$. We have $R^2 = .47497$ which isn't good. Thus the data isn't modeled well by a quadratic function, either.
(d) The Thursday linear model had my weight on January 1, 2010 at 193.77 pounds. The Saturday models give 235.69 and 563.31 pounds, respectively. The Thursday line has my weight going below 0 pounds in about five and a half years, so that's no good. The quadratic has a positive leading coefficient which would mean unbounded weight gain for the rest of my life. The Saturday line, which mathematically does not fit the data at all, yields a plausible weight prediction in the end. I think this is why grown-ups talk about "Lies, Damned Lies and Statistics."
4. (a) The quadratic model for the cats in Portage county is $y = 1917803.54x^2 - 16036408.29x + 24094857.7$. Although $R^2 = .70888$ this is not a good model because it's so far off for small values of x . Case in point, the model gives us 24,094,858 cats when $x = 0$ but we know $N(0) = 2$.
(b) The quadratic model for the hours of daylight in Fairbanks, Alaska is $y = .51x^2 + 6.23x - .36$. Even with $R^2 = .92295$ we should be wary of making predictions beyond the data. Case in point, the model gives -4.84 hours of daylight when $x = 13$. So January 21, 2010 will be "extra dark"? Obviously a parabola pointing down isn't telling us the whole story.

CHAPTER 3

POLYNOMIAL FUNCTIONS

3.1 GRAPHS OF POLYNOMIALS

Three of the families of functions studied thus far: constant, linear and quadratic, belong to a much larger group of functions called **polynomials**. We begin our formal study of general polynomials with a definition and some examples.

DEFINITION 3.1. A **polynomial function** is a function of the form:

$$f(x) = a_n x^n + a_{n-1} x^{n-1} + \dots + a_2 x^2 + a_1 x + a_0,$$

where a_0, a_1, \dots, a_n are real numbers and $n \geq 1$ is a natural number.^a The domain of a polynomial function is $(-\infty, \infty)$.

^aRecall this means n is a ‘counting number’ $n = 1, 2, 3, \dots$

There are several things about Definition 3.1 that may be off-putting or downright frightening. The best thing to do is look at an example. Consider $f(x) = 4x^5 - 3x^2 + 2x - 5$. Is this a polynomial function? We can re-write the formula for f as $f(x) = 4x^5 + 0x^4 + 0x^3 + (-3)x^2 + 2x + (-5)$. Comparing this with Definition 3.1, we identify $n = 5$, $a_5 = 4$, $a_4 = 0$, $a_3 = 0$, $a_2 = -3$, $a_1 = 2$, and $a_0 = -5$. In other words, a_5 is the coefficient of x^5 , a_4 is the coefficient of x^4 , and so forth; the subscript on the a 's merely indicates to which power of x the coefficient belongs. The business of restricting n to be a natural number lets us focus on well-behaved algebraic animals.¹

EXAMPLE 3.1.1. Determine if the following functions are polynomials. Explain your reasoning.

1. $g(x) = \frac{4 + x^3}{x}$

2. $p(x) = \frac{4x + x^3}{x}$

3. $q(x) = \frac{4x + x^3}{x^2 + 4}$

¹Enjoy this while it lasts. Before we're through with the book, you'll have been exposed to the most terrible of algebraic beasts. We will tame them all, in time.

4. $f(x) = \sqrt[3]{x}$

5. $h(x) = |x|$

6. $z(x) = 0$

SOLUTION.

1. We note directly that the domain of $g(x) = \frac{x^3+4}{x}$ is $x \neq 0$. By definition, a polynomial has all real numbers as its domain. Hence, g can't be a polynomial.
2. Even though $p(x) = \frac{x^3+4x}{x}$ simplifies to $p(x) = x^2 + 4$, which certainly looks like the form given in Definition 3.1, the domain of p , which, as you may recall, we determine **before** we simplify, excludes 0. Alas, p is not a polynomial function for the same reason g isn't.
3. After what happened with p in the previous part, you may be a little shy about simplifying $q(x) = \frac{x^3+4x}{x^2+4}$ to $q(x) = x$, which certainly fits Definition 3.1. If we look at the domain of q before we simplified, we see that it is, indeed, all real numbers. A function which can be written in the form of Definition 3.1 whose domain is all real numbers is, in fact, a polynomial.
4. We can rewrite $f(x) = \sqrt[3]{x}$ as $f(x) = x^{\frac{1}{3}}$. Since $\frac{1}{3}$ is not a natural number, f is not a polynomial.
5. The function $h(x) = |x|$ isn't a polynomial, since it can't be written as a combination of powers of x (even though it can be written as a piecewise function involving polynomials.) As we shall see in this section, graphs of polynomials possess a quality² that the graph of h does not.
6. There's nothing in Definition 3.1 which prevents all the coefficients a_n , etc., from being 0. Hence, $z(x) = 0$, is an honest-to-goodness polynomial.

DEFINITION 3.2. Suppose f is a polynomial function.

- Given $f(x) = a_n x^n + a_{n-1} x^{n-1} + \dots + a_2 x^2 + a_1 x + a_0$ with $a_n \neq 0$, we say
 - The natural number n is called the **degree** of the polynomial f .
 - The term $a_n x^n$ is called the **leading term** of the polynomial f .
 - The real number a_n is called the **leading coefficient** of the polynomial f .
 - The real number a_0 is called the **constant term** of the polynomial f .
- If $f(x) = a_0$, and $a_0 \neq 0$, we say f has degree 0.
- If $f(x) = 0$, we say f has no degree.^a

^aSome authors say $f(x) = 0$ has degree $-\infty$ for reasons not even we will go into.

²One which really relies on Calculus to verify.

The reader may well wonder why we have chosen to separate off constant functions from the other polynomials in Definition 3.2. Why not just lump them all together and, instead of forcing n to be a natural number, $n = 1, 2, \dots$, let n be a whole number, $n = 0, 1, 2, \dots$. We could unify all the cases, since, after all, isn't $a_0x^0 = a_0$? The answer is 'yes, as long as $x \neq 0$.' The function $f(x) = 3$ and $g(x) = 3x^0$ are different, because their domains are different. The number $f(0) = 3$ is defined, whereas $g(0) = 3(0)^0$ is not.³ Indeed, much of the theory we will develop in this chapter doesn't include the constant functions, so we might as well treat them as outsiders from the start. One good thing that comes from Definition 3.2 is that we can now think of linear functions as degree 1 (or 'first degree') polynomial functions and quadratic functions as degree 2 (or 'second degree') polynomial functions.

EXAMPLE 3.1.2. Find the degree, leading term, leading coefficient and constant term of the following polynomial functions.

1. $f(x) = 4x^5 - 3x^2 + 2x - 5$

3. $h(x) = \frac{4-x}{5}$

2. $g(x) = 12x + x^3$

4. $p(x) = (2x-1)^3(x-2)(3x+2)$

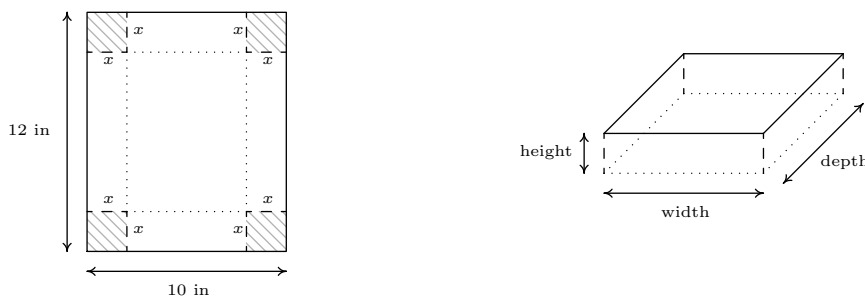
SOLUTION.

1. There are no surprises with $f(x) = 4x^5 - 3x^2 + 2x - 5$. It is written in the form of Definition 3.2, and we see the degree is 5, the leading term is $4x^5$, the leading coefficient is 4 and the constant term is -5 .
2. The form given in Definition 3.2 has the highest power of x first. To that end, we re-write $g(x) = 12x + x^3 = x^3 + 12x$, and see the degree of g is 3, the leading term is x^3 , the leading coefficient is 1 and the constant term is 0.
3. We need to rewrite the formula for h so that it resembles the form given in Definition 3.2: $h(x) = \frac{4-x}{5} = \frac{4}{5} - \frac{x}{5} = -\frac{1}{5}x + \frac{4}{5}$. We see the degree of h is 1, the leading term is $-\frac{1}{5}x$, the leading coefficient is $-\frac{1}{5}$ and the constant term is $\frac{4}{5}$.
4. It may seem that we have some work ahead of us to get p in the form of Definition 3.2. However, it is possible to glean the information requested about p without multiplying out the entire expression $(2x-1)^3(x-2)(3x+2)$. The leading term of p will be the term which has the highest power of x . The way to get this term is to multiply the terms with the highest power of x from each factor together - in other words, the leading term of $p(x)$ is the product of the leading terms of the factors of $p(x)$. Hence, the leading term of p is $(2x)^3(x)(3x) = 24x^5$. This means the degree of p is 5 and the leading coefficient is 24. As for the constant term, we can perform a similar trick. The constant term is obtained by multiplying the constant terms from each of the factors $(-1)^3(-2)(2) = 4$.

³Technically, 0^0 is an indeterminate form, which is a special case of being undefined. The authors realize this is beyond pedantry, but we wouldn't mention it if we didn't feel it was necessary.

Our next example shows how polynomials of higher degree arise ‘naturally’⁴ in even the most basic geometric applications.

EXAMPLE 3.1.3. A box with no top is to be fashioned from a 10 inch \times 12 inch piece of cardboard by cutting out congruent squares from each corner of the cardboard and then folding the resulting tabs. Let x denote the length of the side of the square which is removed from each corner.



1. Find the volume V of the box as a function of x . Include an appropriate applied domain.
2. Use a graphing calculator to graph $y = V(x)$ on the domain you found in part 1 and approximate the dimensions of the box with maximum volume to two decimal places. What is the maximum volume?

SOLUTION.

1. From Geometry, we know Volume = width \times height \times depth. The key is to now find each of these quantities in terms of x . From the figure, we see the height of the box is x itself. The cardboard piece is initially 10 inches wide. Removing squares with a side length of x inches from each corner leaves $10 - 2x$ inches for the width.⁵ As for the depth, the cardboard is initially 12 inches long, so after cutting out x inches from each side, we would have $12 - 2x$ inches remaining. As a function⁶ of x , the volume is

$$V(x) = x(10 - 2x)(12 - 2x) = 4x^3 - 44x^2 + 120x$$

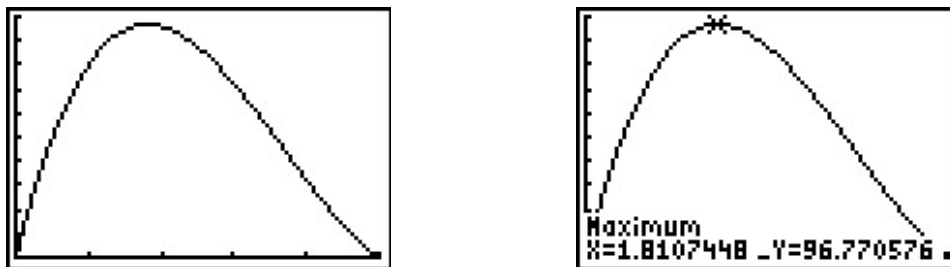
To find a suitable applied domain, we note that to make a box at all we need $x > 0$. Also the shorter of the two dimensions of the cardboard is 10 inches, and since we are removing $2x$ inches from this dimension, we also require $10 - 2x > 0$ or $x < 5$. Hence, our applied domain is $0 < x < 5$.

2. Using a graphing calculator, we see the graph of $y = V(x)$ has a relative maximum. For $0 < x < 5$, this is also the absolute maximum. Using the ‘Maximum’ feature of the calculator, we get $x \approx 1.81$, $y \approx 96.77$. The height, $x \approx 1.81$ inches, the width, $10 - 2x \approx 6.38$ inches, and the depth $12 - 2x \approx 8.38$ inches. The y -coordinate is the maximum volume, which is approximately 96.77 cubic inches (also written in³).

⁴this is a dangerous word...

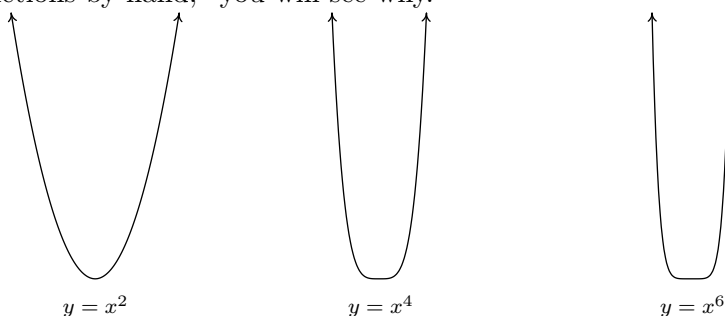
⁵There’s no harm in taking an extra step here and making sure this makes sense. If we chopped out a 1 inch square from each side, then the width would be 8 inches, so chopping out x inches would leave $10 - 2x$ inches.

⁶When we write $V(x)$, it is in the context of function notation, not the volume V times the quantity x .



□

In order to solve Example 3.1.3, we made good use of the graph of the polynomial $y = V(x)$. So we ought to turn our attention to graphs of polynomials in general. Below are the graphs of $y = x^2$, $y = x^4$, and $y = x^6$, side-by-side. We have omitted the axes so we can see that as the exponent increases, the ‘bottom’ becomes ‘flatter’ and the ‘sides’ become ‘steeper.’ If you take the time to graph these functions by hand,⁷ you will see why.



All of these functions are even, (Do you remember how to show this?) and it is exactly because the exponent is even.⁸ One of the most important features of these functions which we can see graphically is their **end behavior**. The end behavior of a function is a way to describe what is happening to the function values as the x values approach the ‘ends’ of the x -axis:⁹ that is, as they become small without bound¹⁰ (written $x \rightarrow -\infty$) and, on the flip side, as they become large without bound¹¹ (written $x \rightarrow \infty$). For example, given $f(x) = x^2$, as $x \rightarrow -\infty$, we imagine substituting $x = -100$, $x = -1000$, etc., into f to get $f(-100) = 10000$, $f(-1000) = 1000000$, and so on. Thus the function values are becoming larger and larger positive numbers (without bound). To describe this behavior, we write: as $x \rightarrow -\infty$, $f(x) \rightarrow \infty$. If we study the behavior of f as $x \rightarrow \infty$, we see that in this case, too, $f(x) \rightarrow \infty$. The same can be said for any function of the form $f(x) = x^n$ where n is an even natural number. If we generalize just a bit to include vertical scalings and reflections across the x -axis,¹² we have

⁷Make sure you choose some x -values between -1 and 1 .

⁸Herein lies one of the possible origins of the term ‘even’ when applied to functions.

⁹Of course, there are no ends to the x -axis.

¹⁰We think of x as becoming a very large **negative** number far to the left of zero.

¹¹We think of x as moving far to the right of zero and becoming a very large **positive** number.

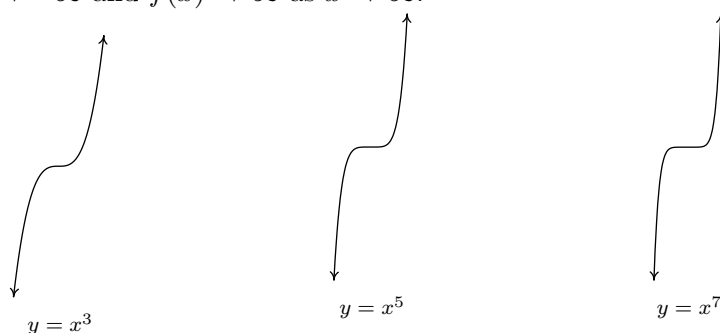
¹²See Theorems 1.4 and 1.5 in Section 1.8.

End Behavior of functions $f(x) = ax^n$, n even.

Suppose $f(x) = ax^n$ where $a \neq 0$ is a real number and n is an even natural number. The end behavior of the graph of $y = f(x)$ matches one of the following:



We now turn our attention to functions of the form $f(x) = x^n$ where $n \geq 3$ is an odd natural number.¹³ Below we have graphed $y = x^3$, $y = x^5$, and $y = x^7$. The ‘flattening’ and ‘steepening’ that we saw with the even powers presents itself here as well, and, it should come as no surprise that all of these functions are odd.¹⁴ The end behavior of these functions is all the same, with $f(x) \rightarrow -\infty$ as $x \rightarrow -\infty$ and $f(x) \rightarrow \infty$ as $x \rightarrow \infty$.



As with the even degreed functions we studied earlier, we can generalize their end behavior.

End Behavior of functions $f(x) = ax^n$, n odd.

Suppose $f(x) = ax^n$ where $a \neq 0$ is a real number and $n \geq 3$ is an odd natural number. The end behavior of the graph of $y = f(x)$ matches one of the following:



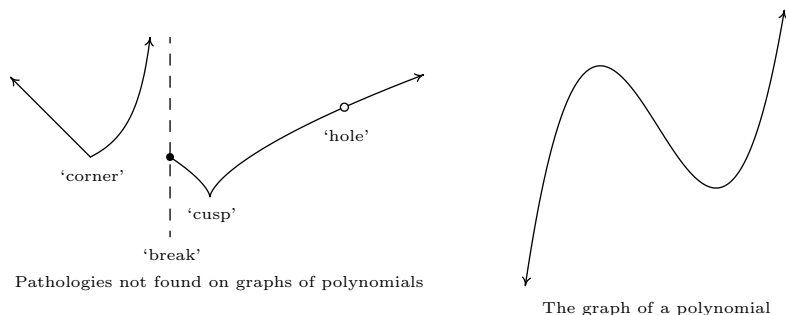
Despite having different end behavior, all functions of the form $f(x) = ax^n$ for natural numbers n share two properties which help distinguish them from other animals in the algebra zoo: they are **continuous** and **smooth**. While these concepts are formally defined using Calculus,¹⁵ informally, graphs of continuous functions have no ‘breaks’ or ‘holes’ in their graphs, and smooth functions have no ‘sharp turns.’ It turns out that these traits are preserved when functions are added together, so general polynomial functions inherit these qualities. Below we find the graph of a function which is

¹³We ignore the case when $n = 1$, since the graph of $f(x) = x$ is a line and doesn’t fit the general pattern of higher-degree odd polynomials.

¹⁴And are, perhaps, the inspiration for the moniker ‘odd function’.

¹⁵In fact, if you take Calculus, you’ll find that smooth functions are automatically continuous, so that saying ‘polynomials are continuous and smooth’ is redundant.

neither smooth nor continuous, and to its right we have a graph of a polynomial, for comparison. The function whose graph appears on the left fails to be continuous where it has a ‘break’ or ‘hole’ in the graph; everywhere else, the function is continuous. The function is continuous at the ‘corner’ and the ‘cusp’, but we consider these ‘sharp turns’, so these are places where the function fails to be smooth. Apart from these four places, the function is smooth and continuous. Polynomial functions are smooth and continuous everywhere, as exhibited in graph on the right.



The notion of smoothness is what tells us graphically that, for example, $f(x) = |x|$, whose graph is the characteristic ‘V’ shape, cannot be a polynomial. The notion of continuity is what allowed us to construct the sign diagram for quadratic inequalities as we did in Section 2.4. This last result is formalized in the following theorem.

THEOREM 3.1. The Intermediate Value Theorem (Polynomial Zero Version): If f is a polynomial where $f(a)$ and $f(b)$ have different signs, then f has at least one zero between $x = a$ and $x = b$; that is, for at least one real number c such that $a < c < b$, we have $f(c) = 0$.

The Intermediate Value Theorem is extremely profound; it gets to the heart of what it means to be a real number, and is one of the most oft used and under appreciated theorems in Mathematics. With that being said, most students see the result as common sense, since it says, geometrically, that the graph of a polynomial function cannot be above the x -axis at one point and below the x -axis at another point without crossing the x -axis somewhere in between. The following example uses the Intermediate Value Theorem to establish a fact that that most students take for granted. Many students, and sadly some instructors, will find it silly.

EXAMPLE 3.1.4. Use the Intermediate Value Theorem to establish that $\sqrt{2}$ is a real number.

SOLUTION. Consider the polynomial function $f(x) = x^2 - 2$. Then $f(1) = -1$ and $f(3) = 7$. Since $f(1)$ and $f(3)$ have different signs, the Intermediate Value Theorem guarantees us a real number c between 1 and 3 with $f(c) = 0$. If $c^2 - 2 = 0$ then $c = \pm\sqrt{2}$. Since c is between 1 and 3, c is positive, so $c = \sqrt{2}$. \square

Our primary use of the Intermediate Value Theorem is in the construction of sign diagrams, as in Section 2.4, since it guarantees us that polynomial functions are always positive (+) or always negative (−) on intervals which do not contain any of its zeros. The general algorithm for polynomials is given below.

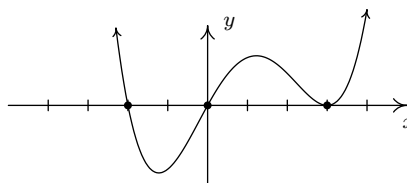
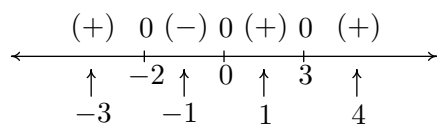
Steps for Constructing a Sign Diagram for a Polynomial Function

Suppose f is a polynomial function.

1. Find the zeros of f and place them on the number line with the number 0 above them.
2. Choose a real number, called a **test value**, in each of the intervals determined in step 1.
3. Determine the sign of $f(x)$ for each test value in step 2, and write that sign above the corresponding interval.

EXAMPLE 3.1.5. Construct a sign diagram for $f(x) = x^3(x - 3)^2(x + 2)(x^2 + 1)$. Use it to give a rough sketch of the graph of $y = f(x)$.

SOLUTION. First, we find the zeros of f by solving $x^3(x - 3)^2(x + 2)(x^2 + 1) = 0$. We get $x = 0$, $x = 3$, and $x = -2$. (The equation $x^2 + 1 = 0$ produces no real solutions.) These three points divide the real number line into four intervals: $(-\infty, -2)$, $(-2, 0)$, $(0, 3)$ and $(3, \infty)$. We select the test values $x = -3$, $x = -1$, $x = 1$, and $x = 4$. We find $f(-3)$ is (+), $f(-1)$ is (-) and $f(1)$ is (+) as is $f(4)$. Wherever f is (+), its graph is above the x -axis; wherever f is (-), its graph is below the x -axis. The x -intercepts of the graph of f are $(-2, 0)$, $(0, 0)$ and $(3, 0)$. Knowing f is smooth and continuous allows us to sketch its graph.



A sketch of $y = f(x)$

□

A couple of notes about the Example 3.1.5 are in order. First, note that we purposefully did not label the y -axis in the sketch of the graph of $y = f(x)$. This is because the sign diagram gives us the zeros and the relative position of the graph - it doesn't give us any information as to how high or low the graph strays from the x -axis. Furthermore, as we have mentioned earlier in the text, without Calculus, the values of the relative maximum and minimum can only be found approximately using a calculator. If we took the time to find the leading term of f , we would find it to be x^8 . Looking at the end behavior of f , we notice it matches the end behavior of $y = x^8$. This is no accident, as we find out in the next theorem.

THEOREM 3.2. End Behavior for Polynomial Functions: The end behavior of a polynomial $f(x) = a_n x^n + a_{n-1} x^{n-1} + \dots + a_2 x^2 + a_1 x + a_0$ with $a_n \neq 0$ matches the end behavior of $y = a_n x^n$.

To see why Theorem 3.2 is true, let's first look at a specific example. Consider $f(x) = 4x^3 - x + 5$. If we wish to examine end behavior, we look to see the behavior of f as $x \rightarrow \pm\infty$. Since we're concerned with x 's far down the x -axis, we are far away from $x = 0$ and so can rewrite $f(x)$ for these values of x as

$$f(x) = 4x^3 \left(1 - \frac{1}{4x^2} + \frac{5}{4x^3} \right)$$

As x becomes unbounded (in either direction), the terms $\frac{1}{4x^2}$ and $\frac{5}{4x^3}$ become closer and closer to 0, as the table below indicates.

x	$\frac{1}{4x^2}$	$\frac{5}{4x^3}$
-1000	0.00000025	-0.00000000125
-100	0.000025	-0.00000125
-10	0.0025	-0.00125
10	0.0025	0.00125
100	0.000025	0.00000125
1000	0.00000025	0.00000000125

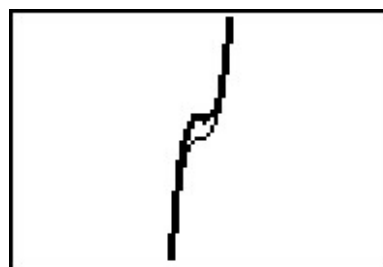
In other words, as $x \rightarrow \pm\infty$, $f(x) \approx 4x^3(1 - 0 + 0) = 4x^3$, which is the leading term of f . The formal proof of Theorem 3.2 works in much the same way. Factoring out the leading term leaves

$$f(x) = a_n x^n \left(1 + \frac{a_{n-1}}{a_n x} + \dots + \frac{a_2}{a_n x^{n-2}} + \frac{a_1}{a_n x^{n-1}} + \frac{a_0}{a_n x^n} \right)$$

As $x \rightarrow \pm\infty$, any term with an x in the denominator becomes closer and closer to 0, and we have $f(x) \approx a_n x^n$. Geometrically, Theorem 3.2 says that if we graph $y = f(x)$, say, using a graphing calculator, and continue to ‘zoom out,’ the graph of it and its leading term become indistinguishable. Below are the graphs of $y = 4x^3 - x + 5$ (the thicker line) and $y = 4x^3$ (the thinner line) in two different windows.



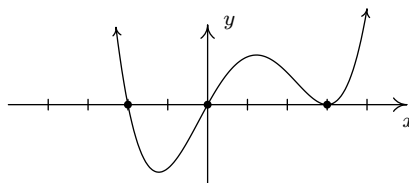
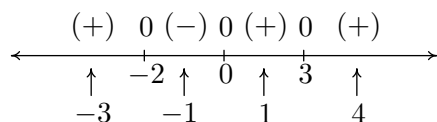
A view ‘close’ to the origin.



A ‘zoomed out’ view.

Let’s return to the function in Example 3.1.5, $f(x) = x^3(x-3)^2(x+2)(x^2+1)$, whose sign diagram and graph are reproduced below for reference. Theorem 3.2 tells us that the end behavior is the same as that of its leading term, x^8 . This tells us that the graph of $y = f(x)$ starts and ends above the x -axis. In other words, $f(x)$ is (+) as $x \rightarrow \pm\infty$, and as a result, we no longer need to evaluate f at the test values $x = -3$ and $x = 4$. Is there a way to eliminate the need to evaluate f at the other test values? What we would really need to know is how the function behaves near its zeros - does it cross through the x -axis at these points, as it does at $x = -2$ and $x = 0$, or does it simply touch and rebound like it does at $x = 3$. From the sign diagram, the graph of f will cross the

x -axis whenever the signs on either side of the zero switch (like they do at $x = -2$ and $x = 0$); it will touch when the signs are the same on either side of the zero (as is the case with $x = 3$). What we need to determine is the reason behind whether or not the sign change occurs.



A sketch of $y = f(x)$

Fortunately, f was given to us in factored form: $f(x) = x^3(x - 3)^2(x + 2)$. When we attempt to determine the sign of $f(-4)$, we are attempting to find the sign of the number $(-4)^3(-7)^2(-2)$, which works out to be $(-)(+)(-)$ which is $(+)$. If we move to the other side of $x = -2$, and find the sign of $f(-1)$, we are determining the sign of $(-1)^3(-4)^2(+1)$, which is $(-)(+)(+)$ which gives us the $(-)$. Notice that signs of the first two factors in both expressions are the same in $f(-4)$ and $f(-1)$. The only factor which switches sign is the third factor, $(x + 2)$, precisely the factor which gave us the zero $x = -2$. If we move to the other side of 0 and look closely at $f(1)$, we get the sign pattern $(+1)^3(-2)^2(+3)$ or $(+)(+)(+)$ and we note that, once again, going from $f(-1)$ to $f(1)$, the only factor which changed sign was the first factor, x^3 , which corresponds to the zero $x = 0$. Finally, to find $f(4)$, we substitute to get $(+4)^3(+2)^2(+5)$ which is $(+)(+)(+)$ or $(+)$. The sign didn't change for the middle factor $(x - 3)^2$. Even though this is the factor which corresponds to the zero $x = 3$, the fact that the quantity is **squared** kept the sign of the middle factor the same on either side of 3. If we look back at the exponents on the factors $(x + 2)$ and x^3 , we note they are both odd - so as we substitute values to the left and right of the corresponding zeros, the signs of the corresponding factors change which results in the sign of the function value changing. This is the key to the behavior of the function near the zeros. We need a definition and then a theorem.

DEFINITION 3.3. Suppose f is a polynomial function and m is a natural number. If $(x - c)^m$ is a factor of $f(x)$ but $(x - c)^{m+1}$ is not, then we say $x = c$ is a zero of **multiplicity** m .

Hence, rewriting $f(x) = x^3(x - 3)^2(x + 2)$ as $f(x) = (x - 0)^3(x - 3)^2(x - (-2))^1$, we see that $x = 0$ is a zero of multiplicity 3, $x = 3$ is a zero of multiplicity 2, and $x = -2$ is a zero of multiplicity 1.

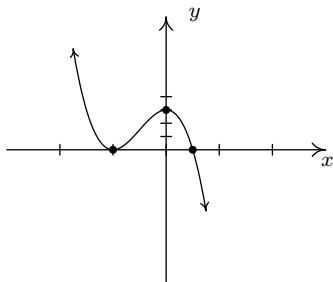
THEOREM 3.3. The Role of Multiplicity: Suppose f is a polynomial function and $x = c$ is a zero of multiplicity m .

- If m is even, the graph of $y = f(x)$ touches and rebounds from the x -axis as $(c, 0)$.
- If m is odd, the graph of $y = f(x)$ crosses through the x -axis as $(c, 0)$.

Our last example shows how end behavior and multiplicity allow us to sketch a decent graph without appealing to a sign diagram.

EXAMPLE 3.1.6. Sketch the graph of $f(x) = -3(2x - 1)(x + 1)^2$ using end behavior and the multiplicity of its zeros.

SOLUTION. The end behavior of the graph of f will match that of its leading term. To find the leading term, we multiply by the leading terms of each factor to get $(-3)(2x)(x)^2 = -6x^3$. This tells us the graph will start above the x -axis, in Quadrant II, and finish below the x -axis, in Quadrant IV. Next, we find the zeros of f . Fortunately for us, f is factored.¹⁶ Setting each factor equal to zero gives us $x = \frac{1}{2}$ and $x = -1$ as zeros. To find the multiplicity of $x = \frac{1}{2}$ we note that it corresponds to the factor $(2x - 1)$. This isn't strictly in the form required in Definition 3.3. If we factor out the 2, however, we get $(2x - 1) = 2(x - \frac{1}{2})$, and we see the multiplicity of $x = \frac{1}{2}$ is 1. Since 1 is an odd number, we know from Theorem 3.3 that the graph of f will cross through the x -axis at $(\frac{1}{2}, 0)$. Since the zero $x = -1$ corresponds to the factor $(x + 1)^2 = (x - (-1))^2$, we see its multiplicity is 2 which is an even number. As such, the graph of f will touch and rebound from the x -axis at $(-1, 0)$. Though we're not asked to, we can find the y -intercept by finding $f(0) = -3(2(0) - 1)(0 + 1)^2 = 3$. Thus $(0, 3)$ is an additional point on the graph. Putting this together gives us the graph below.



□

¹⁶Obtaining the factored form of a polynomial is the main focus of the next few sections.

3.1.1 EXERCISES

1. For each polynomial given below, find the degree, the leading term, the leading coefficient, the constant term and the end behavior.

(a) $f(x) = \sqrt{3}x^{17} + 22.5x^{10} - \pi x^7 + \frac{1}{3}$

(d) $s(t) = -4.9t^2 + v_0t + s_0$

(b) $p(t) = -t^2(3 - 5t)(t^2 + t + 4)$

(e) $P(x) = (x - 1)(x - 2)(x - 3)(x - 4)$

(c) $Z(b) = 42b - b^3$

(f) $q(r) = 1 - 16r^4$

2. For each polynomial given below, find its real zeros and their corresponding multiplicities. Use this information along with a sign chart to provide a rough sketch of the graph of the polynomial.

(a) $a(x) = x(x + 2)^2$

(d) $Z(b) = b(42 - b^2)$

(b) $F(x) = x^3(x + 2)^2$

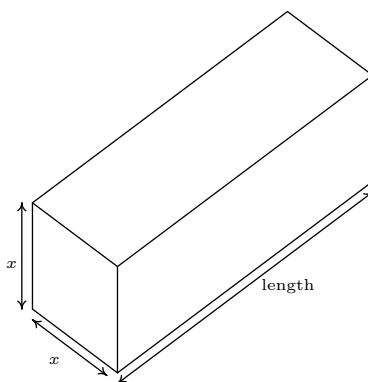
(e) $Q(x) = (x + 5)^2(x - 3)^4$

(c) $P(x) = (x - 1)(x - 2)(x - 3)(x - 4)$

(f) $g(x) = x(x + 2)^3$

3. According to US Postal regulations, a rectangular shipping box must satisfy the inequality “Length + Girth \leq 130 inches” for Parcel Post and “Length + Girth \leq 108 inches” for other services.¹⁷ Let’s assume we have a closed rectangular box with a square face of side length x as drawn below. The length is the longest side and is clearly labeled. The girth is the distance around the box in the other two dimensions so in our case it is the sum of the four sides of the square, $4x$.

- (a) Assuming that we’ll be mailing a box via Parcel Post where Length + Girth = 130 inches, express the length of the box in terms of x and then express the volume, V , of the box in terms of x .
- (b) Find the dimensions of the box of maximum volume that can be shipped via Parcel Post.
- (c) Repeat parts 3a and 3b if the box is shipped using “other services”.



¹⁷See [here](#) for details.

4. Use transformations to sketch the graphs of the following polynomials.

(a) $f(x) = (x + 2)^3 + 1$

(c) $h(x) = -x^5 - 3$

(b) $g(x) = (x + 2)^4 + 1$

(d) $j(x) = 2 - 3(x - 1)^4$

5. Use the Intermediate Value Theorem to find intervals of length 1 which contain the real zeros of $f(x) = x^3 - 9x + 5$.
6. The original function used to model the cost of producing x PortaBoys Game Systems given in Example 2.1.5 was $C(x) = 80x + 150$. While developing their newest game, Sasquatch Attack!, the makers of the PortaBoy revised their cost function using a cubic polynomial. The new cost of producing x PortaBoys is given by $C(x) = .03x^3 - 4.5x^2 + 225x + 250$. Market research indicates that the demand function $p(x) = -1.5x + 250$ remains unchanged. Find the production level x that maximizes the profit made by producing and selling x PortaBoys.
7. We now revisit the data set from Exercise 4b in Section 2.5. In that exercise, you were given a chart of the number of hours of daylight they get on the 21st of each month in Fairbanks, Alaska based on the 2009 sunrise and sunset data found on the [U.S. Naval Observatory](#) website. We let $x = 1$ represent January 21, 2009, $x = 2$ represent February 21, 2009, and so on. The chart is given again for reference.

Month Number	1	2	3	4	5	6	7	8	9	10	11	12
Hours of Daylight	5.8	9.3	12.4	15.9	19.4	21.8	19.4	15.6	12.4	9.1	5.6	3.3

Find cubic (third degree) and quartic (fourth degree) polynomials which model this data and comment on the goodness of fit for each. What can we say about using either model to make predictions about the year 2020? (Hint: Think about the end behavior of polynomials.) Use the models to see how many hours of daylight they got on your birthday and then check the website to see how accurate the models are. Knowing that Sasquatch are largely nocturnal, what days of the year according to your models are going to allow for at least 14 hours of darkness for field research on the elusive creatures?

8. An electric circuit is built with a variable resistor installed. For each of the following resistance values (measured in kilo-ohms, $k\Omega$), the corresponding power to the load (measured in milliwatts, mW) is given in the table below. ¹⁸

Resistance: ($k\Omega$)	1.012	2.199	3.275	4.676	6.805	9.975
Power: (mW)	1.063	1.496	1.610	1.613	1.505	1.314

- (a) Make a scatter diagram of the data using the Resistance as the independent variable and Power as the dependent variable.

¹⁸The authors wish to thank Don Anthan and Ken White of Lakeland Community College for devising this problem and generating the accompanying data set.

- (b) Use your calculator to find quadratic (2nd degree), cubic (3rd degree) and quartic (4th degree) regression models for the data and judge the reasonableness of each.
 - (c) For each of the models found above, find the predicted maximum power that can be delivered to the load. What is the corresponding resistance value?
 - (d) Discuss with your classmates the limitations of these models - in particular, discuss the end behavior of each.
9. Show that the end behavior of a linear function $f(x) = mx + b$ is as it should be according to the results we've established in the section for polynomials of odd degree. (That is, show that the graph of a linear function is "up on one side and down on the other" just like the graph of $y = a_n x^n$ for odd numbers n .)
10. There is one subtlety about the role of multiplicity that we need to discuss further; specifically we need to see 'how' the graph crosses the x -axis at a zero of odd multiplicity. In the section, we deliberately excluded the function $f(x) = x$ from the discussion of the end behavior of $f(x) = x^n$ for odd numbers n and we said at the time that it was due to the fact that $f(x) = x$ didn't fit the pattern we were trying to establish. You just showed in the previous exercise that the end behavior of a linear function behaves like every other polynomial of odd degree, so what doesn't $f(x) = x$ do that $g(x) = x^3$ does? It's the 'flattening' for values of x near zero. It is this local behavior that will distinguish between a zero of multiplicity 1 and one of higher odd multiplicity. Look again closely at the graphs of $a(x) = x(x+2)^2$ and $F(x) = x^3(x+2)^2$ from Exercise 2. Discuss with your classmates how the graphs are fundamentally different at the origin. It might help to use a graphing calculator to zoom in on the origin to see the different crossing behavior. Also compare the behavior of $a(x) = x(x+2)^2$ to that of $g(x) = x(x+2)^3$ near the point $(-2, 0)$. What do you predict will happen at the zeros of $f(x) = (x-1)(x-2)^2(x-3)^3(x-4)^4(x-5)^5$?
11. Here are a few other questions for you to discuss with your classmates.
- (a) How many local extrema could a polynomial of degree n have? How few local extrema can it have?
 - (b) Could a polynomial have two local maxima but no local minima?
 - (c) If a polynomial has two local maxima and two local minima, can it be of odd degree? Can it be of even degree?
 - (d) Can a polynomial have local extrema without having any real zeros?
 - (e) Why must every polynomial of odd degree have at least one real zero?
 - (f) Can a polynomial have two distinct real zeros and no local extrema?
 - (g) Can an x -intercept yield a local extrema? Can it yield an absolute extrema?
 - (h) If the y -intercept yields an absolute minimum, what can we say about the degree of the polynomial and the sign of the leading coefficient?

3.1.2 ANSWERS

1. (a) $f(x) = \sqrt{3}x^{17} + 22.5x^{10} - \pi x^7 + \frac{1}{3}$

Degree 17

Leading term $\sqrt{3}x^{17}$ Leading coefficient $\sqrt{3}$ Constant term $\frac{1}{3}$ As $x \rightarrow -\infty$, $f(x) \rightarrow -\infty$ As $x \rightarrow \infty$, $f(x) \rightarrow \infty$

(d) $s(t) = -4.9t^2 + v_0t + s_0$

Degree 2

Leading term $-4.9t^2$ Leading coefficient -4.9 Constant term s_0 As $t \rightarrow -\infty$, $s(t) \rightarrow -\infty$ As $t \rightarrow \infty$, $s(t) \rightarrow -\infty$

(b) $p(t) = -t^2(3 - 5t)(t^2 + t + 4)$

Degree 5

Leading term $5t^5$

Leading coefficient 5

Constant term 0

As $t \rightarrow -\infty$, $p(t) \rightarrow -\infty$ As $t \rightarrow \infty$, $p(t) \rightarrow \infty$

(e) $P(x) = (x - 1)(x - 2)(x - 3)(x - 4)$

Degree 4

Leading term x^4

Leading coefficient 1

Constant term 24

As $x \rightarrow -\infty$, $P(x) \rightarrow \infty$ As $x \rightarrow \infty$, $P(x) \rightarrow \infty$

(c) $Z(b) = 42b - b^3$

Degree 3

Leading term $-b^3$ Leading coefficient -1

Constant term 0

As $b \rightarrow -\infty$, $Z(b) \rightarrow \infty$ As $b \rightarrow \infty$, $Z(b) \rightarrow -\infty$

(f) $q(r) = 1 - 16r^4$

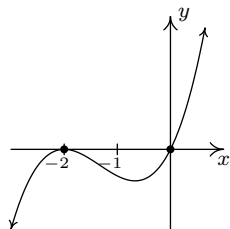
Degree 4

Leading term $-16r^4$ Leading coefficient -16

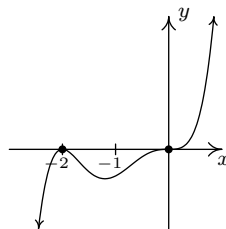
Constant term 1

As $r \rightarrow -\infty$, $q(r) \rightarrow -\infty$ As $r \rightarrow \infty$, $q(r) \rightarrow -\infty$

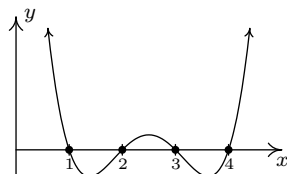
2. (a) $a(x) = x(x + 2)^2$

 $x = 0$ multiplicity 1 $x = -2$ multiplicity 2

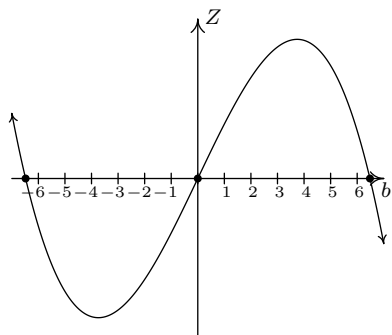
(b) $F(x) = x^3(x + 2)^2$

 $x = 0$ multiplicity 3 $x = -2$ multiplicity 2

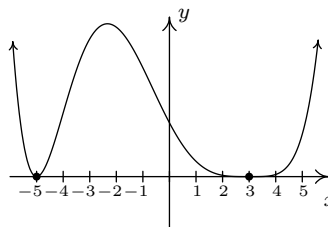
(c) $P(x) = (x - 1)(x - 2)(x - 3)(x - 4)$

 $x = 1$ multiplicity 1 $x = 2$ multiplicity 1 $x = 3$ multiplicity 1 $x = 4$ multiplicity 1

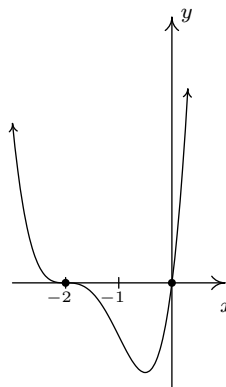
(d) $Z(b) = b(42 - b^2)$

 $b = -\sqrt{42}$ multiplicity 1 $b = 0$ multiplicity 1 $b = \sqrt{42}$ multiplicity 1

(e) $Q(x) = (x + 5)^2(x - 3)^4$

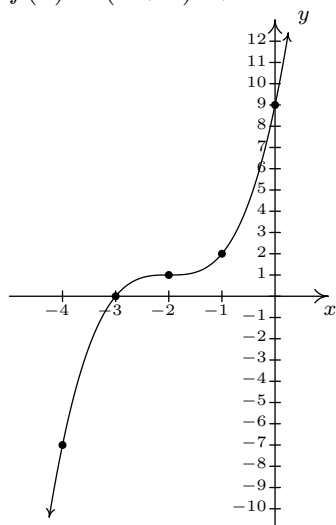
 $x = -5$ multiplicity 2 $x = 3$ multiplicity 4

(f) $g(x) = x(x + 2)^3$

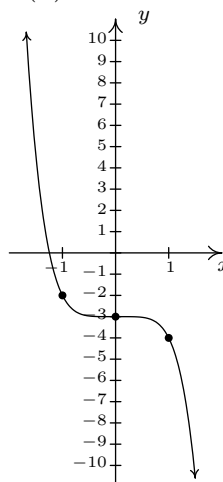
 $x = 0$ multiplicity 1 $x = -2$ multiplicity 3

3. (a) Our ultimate goal is to maximize the volume, so we'll start with the maximum Length + Girth of 130. This means the length is $130 - 4x$. The volume of a rectangular box is always length \times width \times height so we get $V(x) = x^2(130 - 4x) = -4x^3 + 130x^2$.
- (b) Graphing $y = V(x)$ on $[0, 33] \times [0, 21000]$ shows a maximum at $(21.67, 20342.59)$ so the dimensions of the box with maximum volume are 21.67in. \times 21.67in. \times 43.32in. for a volume of 20342.59in.³.
- (c) If we start with Length + Girth = 108 then the length is $108 - 4x$ and the volume is $V(x) = -4x^3 + 108x^2$. Graphing $y = V(x)$ on $[0, 27] \times [0, 11700]$ shows a maximum at $(18.00, 11664.00)$ so the dimensions of the box with maximum volume are 18.00in. \times 18.00in. \times 36in. for a volume of 11664.00in.³. (Calculus will confirm that the measurements which maximize the volume are exactly 18in. by 18in. by 36in., however, as I'm sure you are aware by now, we treat all calculator results as approximations and list them as such.)

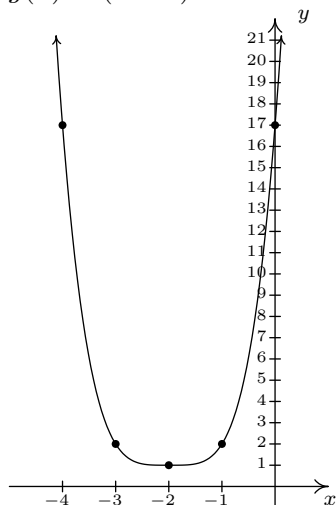
4. (a) $f(x) = (x + 2)^3 + 1$



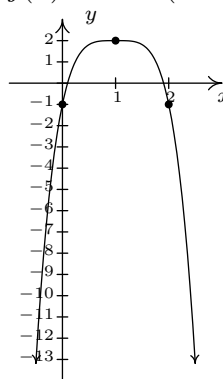
(c) $h(x) = -x^5 - 3$



(b) $g(x) = (x + 2)^4 + 1$



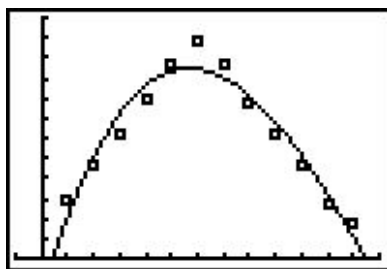
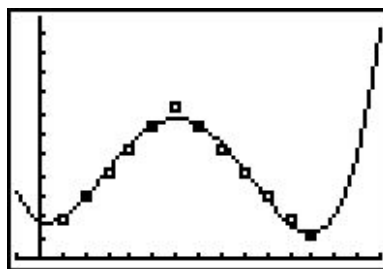
(d) $j(x) = 2 - 3(x - 1)^4$



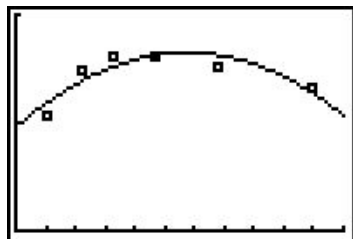
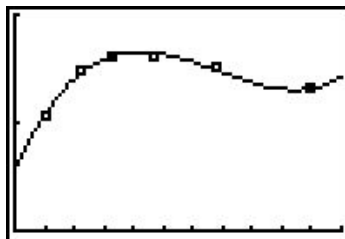
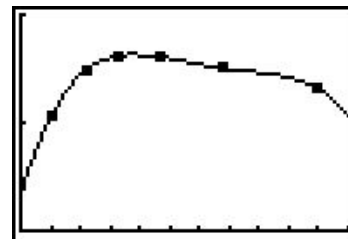
5. We have $f(-4) = -23$, $f(-3) = 5$, $f(0) = 5$, $f(1) = -3$, $f(2) = -5$ and $f(3) = 5$ so the Intermediate Value Theorem tells us that $f(x) = x^3 - 9x + 5$ has real zeros in the intervals $[-4, -3]$, $[0, 1]$ and $[2, 3]$.
6. Making and selling 71 PortaBoys yields a maximized profit of \$5910.67.
7. The cubic regression model is $p_3(x) = 0.0226x^3 - 0.9508x^2 + 8.615x - 3.446$. It has $R^2 = 0.93765$ which isn't bad. The graph of $y = p_3(x)$ in the viewing window $[-1, 13] \times [0, 24]$ along with the scatter plot is shown below on the left. Notice that p_3 hits the x -axis at about $x = 12.45$ making this a bad model for future predictions. To use the model to approximate the number of hours of sunlight on your birthday, you'll have to figure out what decimal value

of x is close enough to your birthday and then plug it into the model. My (Jeff's) birthday is July 31 which is 10 days after July 21 ($x = 7$). Assuming 30 days in a month, I think $x = 7.33$ should work for my birthday and $p_3(7.33) \approx 17.5$. The website says there will be about 18.25 hours of daylight that day. To have 14 hours of darkness we need 10 hours of daylight. We see that $p_3(1.96) \approx 10$ and $p_3(10.05) \approx 10$ so it seems reasonable to say that we'll have at least 14 hours of darkness from December 21, 2008 ($x = 0$) to February 21, 2009 ($x = 2$) and then again from October 21, 2009 ($x = 10$) to December 21, 2009 ($x = 12$).

The quartic regression model is $p_4(x) = 0.0144x^4 - 0.3507x^3 + 2.259x^2 - 1.571x + 5.513$. It has $R^2 = 0.98594$ which is good. The graph of $y = p_4(x)$ in the viewing window $[-1, 15] \times [0, 35]$ along with the scatter plot is shown below on the right. Notice that $p_4(15)$ is above 24 making this a bad model as well for future predictions. However, $p_4(7.33) \approx 18.71$ making it much better at predicting the hours of daylight on July 31 (my birthday). This model says we'll have at least 14 hours of darkness from December 21, 2008 ($x = 0$) to about March 1, 2009 ($x = 2.30$) and then again from October 10, 2009 ($x = 9.667$) to December 21, 2009 ($x = 12$).

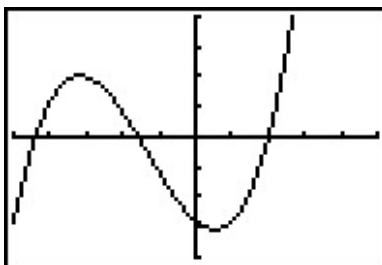

 $y = p_3(x)$

 $y = p_4(x)$

8. (a) The scatter plot is shown below with each of the three regression models.
- (b) The quadratic model is $P_2(x) = -0.02x^2 + 0.241x + 0.956$ with $R^2 = 0.77708$.
 The cubic model is $P_3(x) = 0.005x^3 - 0.103x^2 + 0.602x + 0.573$ with $R^2 = 0.98153$.
 The quartic model is $P_4(x) = -0.000969x^4 + 0.0253x^3 - 0.240x^2 + 0.944x + 0.330$ with $R^2 = 0.99929$.
- (c) The maximums predicted by the three models are $P_2(5.737) \approx 1.648$, $P_3(4.232) \approx 1.657$ and $P_4(3.784) \approx 1.630$, respectively.


 $y = P_2(x)$

 $y = P_3(x)$

 $y = P_4(x)$

3.2 THE FACTOR THEOREM AND THE REMAINDER THEOREM

Suppose we wish to find the zeros of $f(x) = x^3 + 4x^2 - 5x - 14$. Setting $f(x) = 0$ results in the polynomial equation $x^3 + 4x^2 - 5x - 14 = 0$. Despite all of the factoring techniques we learned¹ in Intermediate Algebra, this equation foils² us at every turn. If we graph f using the graphing calculator, we get



The graph suggests that $x = 2$ is a zero, and we can verify $f(2) = 0$. The other two zeros seem to be less friendly, and, even though we could use the ‘Zero’ command to find decimal approximations for these, we seek a method to find the remaining zeros exactly. Based on our experience, if $x = 2$ is a zero, it seems that there should be a factor of $(x - 2)$ lurking around in the factorization of $f(x)$. In other words, it seems reasonable to expect that $x^3 + 4x^2 - 5x - 14 = (x - 2)q(x)$, where $q(x)$ is some other polynomial. How could we find such a $q(x)$, if it even exists? The answer comes from our old friend, polynomial division. Dividing $x^3 + 4x^2 - 5x - 14$ by $x - 2$ gives

$$\begin{array}{r}
 x^2 + 6x + 7 \\
 x-2 \overline{) x^3 + 4x^2 - 5x - 14} \\
 \underline{-(x^3 - 2x^2)} \\
 6x^2 - 5x \\
 \underline{-(6x^2 - 12x)} \\
 7x - 14 \\
 \underline{-(7x - 14)} \\
 0
 \end{array}$$

As you may recall, this means $x^3 + 4x^2 - 5x - 14 = (x - 2)(x^2 + 6x + 7)$, and so to find the zeros of f , we now can solve $(x - 2)(x^2 + 6x + 7) = 0$. We get $x - 2 = 0$ (which gives us our known zero, $x = 2$) as well as $x^2 + 6x + 7 = 0$. The latter doesn’t factor nicely, so we apply the Quadratic Formula to get $x = -3 \pm \sqrt{2}$. The point of this section is to generalize the technique applied here. First up is a friendly reminder of what we can expect when we divide polynomials.

THEOREM 3.4. Polynomial Division: Suppose $d(x)$ and $p(x)$ are nonzero polynomials where the degree of p is greater than or equal to the degree of d . There exist two unique polynomials, $q(x)$ and $r(x)$, such that $p(x) = d(x)q(x) + r(x)$, where either $r(x) = 0$ or the degree of r is strictly less than the degree of d .

¹and probably forgot

²pun intended

As you may recall, all of the polynomials in Theorem 3.4 have special names. The polynomial p is called the **dividend**; d is the **divisor**; q is the **quotient**; r is the **remainder**. If $r(x) = 0$ then d is called a **factor** of p . The proof of Theorem 3.4 is usually relegated to a course in Abstract Algebra,³ but we will use the result to establish two important facts which are the basis of the rest of the chapter.

THEOREM 3.5. The Remainder Theorem: Suppose p is a polynomial of degree at least 1 and c is a real number. When $p(x)$ is divided by $x - c$ the remainder is $p(c)$.

The proof of Theorem 3.5 is a direct consequence of Theorem 3.4. When a polynomial is divided by $x - c$, the remainder is either 0 or has degree less than the degree of $x - c$. Since $x - c$ is degree 1, this means the degree of the remainder must be 0, which means the remainder is a constant. Hence, in either case, $p(x) = (x - c)q(x) + r$, where r , the remainder, is a real number, possibly 0. It follows that $p(c) = (c - c)q(c) + r = 0 \cdot q(c) + r = r$, and so we get $r = p(c)$, as required. There is one last ‘low hanging fruit’⁴ to collect - it is an immediate consequence of The Remainder Theorem.

THEOREM 3.6. The Factor Theorem: Suppose p is a nonzero polynomial. The real number c is a zero of p if and only if $(x - c)$ is a factor of $p(x)$.

The proof of The Factor Theorem is a consequence of what we already know. If $(x - c)$ is a factor of $p(x)$, this means $p(x) = (x - c)q(x)$ for some polynomial q . Hence, $p(c) = (c - c)q(c) = 0$, and so c is a zero of p . Conversely, if c is a zero of p , then $p(c) = 0$. In this case, The Remainder Theorem tells us the remainder when $p(x)$ is divided by $(x - c)$, namely $p(c)$, is 0, which means $(x - c)$ is a factor of p . What we have established is the fundamental connection between zeros of polynomials and factors of polynomials.

Of the things The Factor Theorem tells us, the most pragmatic is that we had better find a more efficient way to divide polynomials by quantities of the form $x - c$. Fortunately, people like [Ruffini](#) and [Horner](#) have already blazed this trail. Let’s take a closer look at the long division we performed at the beginning of the section and try to streamline it. First off, let’s change all of the subtractions into additions by distributing through the -1 s.

$$\begin{array}{r}
 \quad \quad \quad x^2 + 6x + 7 \\
 x-2 \overline{) x^3 + 4x^2 - 5x - 14} \\
 \underline{-x^3 + 2x^2} \\
 6x^2 - 5x \\
 \underline{-6x^2 + 12x} \\
 7x - 14 \\
 \underline{-7x + 14} \\
 0
 \end{array}$$

Next, observe that the terms $-x^3$, $-6x^2$, and $-7x$ are the exact opposite of the terms above them. The algorithm we use ensures this is always the case, so we can omit them without losing any

³Yes, Virginia, there are algebra courses more abstract than this one.

⁴Jeff hates this expression and Carl included it just to annoy him.

information. Also note that the terms we ‘bring down’ (namely the $-5x$ and -14) aren’t really necessary to recopy, and so we omit them, too.

$$\begin{array}{r}
 x^2 + 6x + 7 \\
 x-2 \overline{) x^3 + 4x^2 - 5x - 14} \\
 \underline{2x^2} \\
 6x^2 \\
 \underline{12x} \\
 7x \\
 \underline{14} \\
 0
 \end{array}$$

Now, let’s move things up a bit and, for reasons which will become clear in a moment, copy the x^3 into the last row.

$$\begin{array}{r}
 x^2 + 6x + 7 \\
 x-2 \overline{) x^3 + 4x^2 - 5x - 14} \\
 \underline{2x^2 \quad 12x \quad 14} \\
 x^3 \quad 6x^2 \quad 7x \quad 0
 \end{array}$$

Note that by arranging things in this manner, each term in the last row is obtained by adding the two terms above it. Notice also that the quotient polynomial can be obtained by dividing each of the first three terms in the last row by x and adding the results. If you take the time to work back through the original division problem, you will find that this is exactly the way we determined the quotient polynomial. This means that we no longer need to write the quotient polynomial down, nor the x in the divisor, to determine our answer.

$$\begin{array}{r}
 -2 \mid x^3 + 4x^2 - 5x - 14 \\
 \underline{2x^2 \quad 12x \quad 14} \\
 x^3 \quad 6x^2 \quad 7x \quad 0
 \end{array}$$

We’ve streamlined things quite a bit so far, but we can still do more. Let’s take a moment to remind ourselves where the $2x^2$, $12x$, and 14 came from in the second row. Each of these terms was obtained by multiplying the terms in the quotient, x^2 , $6x$ and 7 , respectively, by the -2 in $x - 2$, then by -1 when we changed the subtraction to addition. Multiplying by -2 then by -1 is the same as multiplying by 2 , and so we replace the -2 in the divisor by 2 . Furthermore, the coefficients of the quotient polynomial match the coefficients of the first three terms in the last row, so we now take the plunge and write only the coefficients of the terms to get

$$\begin{array}{r}
 2 \mid 1 \quad 4 \quad -5 \quad -14 \\
 \underline{2 \quad 12 \quad 14} \\
 1 \quad 6 \quad 7 \quad 0
 \end{array}$$

We have constructed is the **synthetic division tableau** for this polynomial division problem. Let's re-work our division problem using this tableau to see how it greatly streamlines the division process. To divide $x^3 + 4x^2 - 5x - 14$ by $x - 2$, we write 2 in the place of the divisor and the coefficients of $x^3 + 4x^2 - 5x - 14$ in for the dividend. Then 'bring down' the first coefficient of the dividend.

$$\begin{array}{r|rrrr} 2 & 1 & 4 & -5 & -14 \\ \hline & & & & \end{array} \qquad \begin{array}{r|rrrr} 2 & 1 & 4 & -5 & -14 \\ & \downarrow & & & \\ & 1 & & & \end{array}$$

Next, take the 2 from the divisor and multiply by the 1 that was 'brought down' to get 2. Write this underneath the 4, then add to get 6.

$$\begin{array}{r|rrrr} 2 & 1 & 4 & -5 & -14 \\ & \downarrow & 2 & & \\ \hline & 1 & 6 & & \end{array} \qquad \begin{array}{r|rrrr} 2 & 1 & 4 & -5 & -14 \\ & \downarrow & 2 & & \\ \hline & 1 & 6 & & \end{array}$$

Now take the 2 from the divisor times the 6 to get 12, and add it to the -5 to get 7.

$$\begin{array}{r|rrrr} 2 & 1 & 4 & -5 & -14 \\ & \downarrow & 2 & 12 & \\ \hline & 1 & 6 & 7 & \end{array} \qquad \begin{array}{r|rrrr} 2 & 1 & 4 & -5 & -14 \\ & \downarrow & 2 & 12 & \\ \hline & 1 & 6 & 7 & \end{array}$$

Finally, take the 2 in the divisor times the 7 to get 14, and add it to the -14 to get 0.

$$\begin{array}{r|rrrr} 2 & 1 & 4 & -5 & -14 \\ & \downarrow & 2 & 12 & 14 \\ \hline & 1 & 6 & 7 & \boxed{0} \end{array} \qquad \begin{array}{r|rrrr} 2 & 1 & 4 & -5 & -14 \\ & \downarrow & 2 & 12 & 14 \\ \hline & 1 & 6 & 7 & \boxed{0} \end{array}$$

The first three numbers in the last row of our tableau are the coefficients of the quotient polynomial. Remember, we started with a third degree polynomial and divided by a first degree polynomial, so the quotient is a second degree polynomial. Hence the quotient is $x^2 + 6x + 7$. The number in the box is the remainder. Synthetic division is our tool of choice for dividing polynomials by divisors of the form $x - c$. It is important to note that it works **only** for these kinds of divisors.⁵ Also take note that when a polynomial (of degree at least 1) is divided by $x - c$, the result will be a polynomial of exactly one less degree. Finally, it is worth the time to trace each step in synthetic division back to its corresponding step in long division. While the authors have done their best to indicate where the algorithm comes from, there is no substitute for working through it yourself.

EXAMPLE 3.2.1. Use synthetic division to perform the following polynomial divisions. Find the quotient and the remainder polynomials, then write the dividend, quotient and remainder in the form given in Theorem 3.4.

⁵You'll need to use good old-fashioned polynomial long division for divisors of degree larger than 1.

1. $(5x^3 - 2x^2 + 1) \div (x - 3)$
2. $(x^3 + 8) \div (x + 2)$
3. $\frac{4 - 8x - 12x^2}{2x - 3}$

SOLUTION.

1. When setting up the synthetic division tableau, we need to enter 0 for the coefficient of x in the dividend. Doing so gives

$$\begin{array}{r|rrrr} 3 & 5 & -2 & 0 & 1 \\ & \downarrow & 15 & 39 & 117 \\ \hline & 5 & 13 & 39 & \boxed{118} \end{array}$$

Since the dividend was a third degree polynomial, the quotient is a quadratic polynomial with coefficients 5, 13 and 39. Our quotient is $q(x) = 5x^2 + 13x + 39$ and the remainder is $r(x) = 118$. According to Theorem 3.4, we have $5x^3 - 2x^2 + 1 = (x - 3)(5x^2 + 13x + 39) + 118$.

2. For this division, we rewrite $x + 2$ as $x - (-2)$ and proceed as before

$$\begin{array}{r|rrrr} -2 & 1 & 0 & 0 & 8 \\ & \downarrow & -2 & 4 & -8 \\ \hline & 1 & -2 & 4 & \boxed{0} \end{array}$$

We get the quotient $q(x) = x^2 - 2x + 4$ and the remainder $r(x) = 0$. Relating the dividend, quotient and remainder gives $x^3 + 8 = (x + 2)(x^2 - 2x + 4)$.

3. To divide $4 - 8x - 12x^2$ by $2x - 3$, two things must be done. First, we write the dividend in descending powers of x as $-12x^2 - 8x + 4$. Second, since synthetic division works only for factors of the form $x - c$, we factor $2x - 3$ as $2(x - \frac{3}{2})$. Our strategy is to first divide $-12x^2 - 8x + 4$ by 2, to get $-6x^2 - 4x + 2$. Next, we divide by $(x - \frac{3}{2})$. The tableau becomes

$$\begin{array}{r|rrr} \frac{3}{2} & -6 & -4 & 2 \\ & \downarrow & -9 & -\frac{39}{2} \\ \hline & -6 & -13 & \boxed{-\frac{35}{2}} \end{array}$$

From this, we get $-6x^2 - 4x + 2 = (x - \frac{3}{2})(-6x - 13) - \frac{35}{2}$. Multiplying both sides by 2 and distributing gives $-12x^2 - 8x + 4 = (2x - 3)(-6x - 13) - 35$. At this stage, we have written $-12x^2 - 8x + 4$ in the **form** $(2x - 3)q(x) + r(x)$, but how can we be sure the quotient polynomial is $-6x - 13$ and the remainder is -35 ? The answer is the word ‘unique’ in Theorem 3.4. The theorem states that there is only one way to decompose $-12x^2 - 8x + 4$ into a multiple of $(2x - 3)$ plus a constant term. Since we have found such a way, we can be sure it is the only way. \square

The next example pulls together all of the concepts discussed in this section.

EXAMPLE 3.2.2. Let $p(x) = 2x^3 - 5x + 3$.

1. Find $p(-2)$ using The Remainder Theorem. Check your answer by substitution.
2. Use the fact that $x = 1$ is a zero of p to factor $p(x)$ and find all of the real zeros of p .

SOLUTION.

1. The Remainder Theorem states $p(-2)$ is the remainder when $p(x)$ is divided by $x - (-2)$. We set up our synthetic division tableau below. We are careful to record the coefficient of x^2 as 0, and proceed as above.

$$\begin{array}{r|rrrr} -2 & 2 & 0 & -5 & 3 \\ & \downarrow & -4 & 8 & -6 \\ \hline & 2 & -4 & 3 & \boxed{-3} \end{array}$$

According to the Remainder Theorem, $p(-2) = -3$. We can check this by direct substitution into the formula for $p(x)$: $p(-2) = 2(-2)^3 - 5(-2) + 3 = -16 + 10 + 3 = -3$.

2. The Factor Theorem tells us that since $x = 1$ is a zero of p , $x - 1$ is a factor of $p(x)$. To factor $p(x)$, we divide

$$\begin{array}{r|rrrr} 1 & 2 & 0 & -5 & 3 \\ & \downarrow & 2 & 2 & -3 \\ \hline & 2 & 2 & -3 & \boxed{0} \end{array}$$

We get a remainder of 0 which verifies that, indeed, $p(1) = 0$. Our quotient polynomial is a second degree polynomial with coefficients 2, 2, and -3 . So $q(x) = 2x^2 + 2x - 3$. Theorem 3.4 tells us $p(x) = (x - 1)(2x^2 + 2x - 3)$. To find the remaining real zeros of p , we need to solve $2x^2 + 2x - 3 = 0$ for x . Since this doesn't factor nicely, we use the quadratic formula to find that the remaining zeros are $x = \frac{-1 \pm \sqrt{7}}{2}$. \square

In Section 3.1, we discussed the notion of the multiplicity of a zero. Roughly speaking, a zero with multiplicity 2 can be divided twice into a polynomial; multiplicity 3, three times and so on. This is illustrated in the next example.

EXAMPLE 3.2.3. Let $p(x) = 4x^4 - 4x^3 - 11x^2 + 12x - 3$. Given that $x = \frac{1}{2}$ is a zero of multiplicity 2, find all of the real zeros of p .

SOLUTION. We set up for synthetic division. Since we are told the multiplicity of $\frac{1}{2}$ is two, we continue our tableau and divide $\frac{1}{2}$ into the quotient polynomial

$$\begin{array}{r|rrrrr} \frac{1}{2} & 4 & -4 & -11 & 12 & -3 \\ & \downarrow & 2 & -1 & -6 & 3 \\ \hline \frac{1}{2} & 4 & -2 & -12 & 6 & \boxed{0} \\ & \downarrow & 2 & 0 & -6 & \\ \hline & 4 & 0 & -12 & \boxed{0} & \end{array}$$

From the first division, we get $4x^4 - 4x^3 - 11x^2 + 12x - 3 = (x - \frac{1}{2})(4x^3 - 2x^2 - 12x + 6)$. The second division tells us $4x^3 - 2x^2 - 12x + 6 = (x - \frac{1}{2})(4x^2 - 12)$. Combining these results, we have $4x^4 - 4x^3 - 11x^2 + 12x - 3 = (x - \frac{1}{2})^2(4x^2 - 12)$. To find the remaining zeros of p , we set $4x^2 - 12 = 0$ and get $x = \pm\sqrt{3}$. \square

A couple of things about the last example are worth mentioning. First, the extension of the synthetic division tableau for repeated divisions will be a common site in the sections to come. Typically, we will start with a higher order polynomial and peel off one zero at a time until we are left with a quadratic, whose roots can always be found using the Quadratic Formula. Secondly, we found $x = \pm\sqrt{3}$ are zeros of p . The Factor Theorem guarantees $(x - \sqrt{3})$ and $(x - (-\sqrt{3}))$ are both factors of p . We can certainly put the Factor Theorem to the test and continue the synthetic division tableau from above to see what happens.

$$\begin{array}{r|rrrrr}
 \frac{1}{2} & 4 & -4 & -11 & 12 & -3 \\
 & \downarrow & & 2 & -1 & -6 & 3 \\
 \frac{1}{2} & 4 & -2 & -12 & 6 & \boxed{0} \\
 & \downarrow & & 2 & 0 & -6 \\
 \sqrt{3} & 4 & 0 & -12 & \boxed{0} \\
 & \downarrow & 4\sqrt{3} & 12 & \\
 -\sqrt{3} & 4 & 4\sqrt{3} & \boxed{0} \\
 & \downarrow & -4\sqrt{3} & \\
 & 4 & \boxed{0} & & &
 \end{array}$$

This gives us $4x^4 - 4x^3 - 11x^2 + 12x - 3 = (x - \frac{1}{2})^2(x - \sqrt{3})(x - (-\sqrt{3}))(4)$, or, when written with the constant in front

$$p(x) = 4 \left(x - \frac{1}{2}\right)^2 (x - \sqrt{3}) (x - (-\sqrt{3}))$$

We have shown that p is a product of its leading term times linear factors of the form $(x - c)$ where c are zeros of p . It may surprise and delight the reader that, in theory, all polynomials can be reduced to this kind of factorization. We leave that discussion to Section 3.4, because the zeros may not be real numbers. Our final theorem in the section gives us an upper bound on the number of real zeros.

THEOREM 3.7. Suppose f is a polynomial of degree n , $n \geq 1$. Then f has at most n real zeros, counting multiplicities.

Theorem 3.7 is a consequence of the Factor Theorem and polynomial multiplication. Every zero c of f gives us a factor of the form $(x - c)$ for $f(x)$. Since f has degree n , there can be at most n of these factors. The next section provides us some tools which not only help us determine where the real zeros are to be found, but which real numbers they may be.

We close this section with a summary of several concepts previously presented. You should take the time to look back through the text to see where each concept was first introduced and where each connection to the other concepts was made.

Connections Between Zeros, Factors and Graphs of Polynomial Functions

Suppose p is a polynomial function of degree $n \geq 1$. The following statements are equivalent:

- The real number c is a zero of p
- $p(c) = 0$
- $x = c$ is a solution to the polynomial equation $p(x) = 0$
- $(x - c)$ is a factor of $p(x)$
- The point $(c, 0)$ is an x -intercept of the graph of $y = p(x)$

3.2.1 EXERCISES

1. (An Intermediate Algebra review exercise) Use polynomial long division to perform the indicated division. Write the polynomial in the form $p(x) = d(x)q(x) + r(x)$.

(a) $(5x^4 - 3x^3 + 2x^2 - 1) \div (x^2 + 4)$

(c) $(9x^3 + 5) \div (2x - 3)$

(b) $(-x^5 + 7x^3 - x) \div (x^3 - x^2 + 1)$

(d) $(4x^2 - x - 23) \div (x^2 - 1)$

2. Use synthetic division and the Remainder Theorem to test whether or not the given number is a zero of the polynomial $p(x) = 15x^5 - 121x^4 + 17x^3 - 73x^2 + 2x + 48$.

(a) $c = -1$

(d) $c = \frac{2}{3}$

(b) $c = 8$

(e) $c = 0$

(c) $c = \frac{1}{2}$

(f) $c = -\frac{3}{5}$

3. For each polynomial given below, you are given one of its zeros. Use the techniques in this section to find the rest of the real zeros and factor the polynomial.

(a) $x^3 - 6x^2 + 11x - 6$, $c = 1$

(b) $x^3 - 24x^2 + 192x - 512$, $c = 8$

(c) $4x^4 - 28x^3 + 61x^2 - 42x + 9$, $c = \frac{1}{2}$

(d) $3x^3 + 4x^2 - x - 2$, $c = \frac{2}{3}$

(e) $x^4 - x^2$, $c = 0$

(f) $x^2 - 2x - 2$, $c = 1 - \sqrt{3}$

(g) $125x^5 - 275x^4 - 2265x^3 - 3213x^2 - 1728x - 324$, $c = -\frac{3}{5}$

4. Create a polynomial p with the following attributes.

- As $x \rightarrow -\infty$, $p(x) \rightarrow \infty$.
- The point $(-2, 0)$ yields a local maximum.
- The degree of p is 5.
- The point $(3, 0)$ is one of the x -intercepts of the graph of p .

5. Find a quadratic polynomial with integer coefficients which has $x = \frac{3}{5} \pm \frac{\sqrt{29}}{5}$ as its real zeros.

3.2.2 ANSWERS

1. (a) $5x^4 - 3x^3 + 2x^2 - 1 = (x^2 + 4)(5x^2 - 3x - 18) + (12x + 71)$
 (b) $-x^5 + 7x^3 - x = (x^3 - x^2 + 1)(-x^2 - x + 6) + (7x^2 - 6)$
 (c) $9x^3 + 5 = (2x - 3)(\frac{9}{2}x^2 + \frac{27}{4}x + \frac{81}{8}) + \frac{283}{8}$
 (d) $4x^2 - x - 23 = (x^2 - 1)(4) + (-x - 19)$
2. (a) $p(-1) = 180$
 (b) $p(8) = 0$
 (c) $p(\frac{1}{2}) = \frac{825}{32}$
 (d) $p(\frac{2}{3}) = 0$
 (e) $p(0) = 48$
 (f) $p(-\frac{3}{5}) = 0$
3. (a) $x^3 - 6x^2 + 11x - 6 = (x - 1)(x - 2)(x - 3)$
 (b) $x^3 - 24x^2 + 192x - 512 = (x - 8)^3$
 (c) $4x^4 - 28x^3 + 61x^2 - 42x + 9 = 4(x - \frac{1}{2})^2(x - 3)^2$
 (d) $3x^3 + 4x^2 - x - 2 = 3(x - \frac{2}{3})(x + 1)^2$
 (e) $x^4 - x^2 = x^2(x - 1)(x + 1)$
 (f) $x^2 - 2x - 2 = (x - (1 - \sqrt{3}))(x - (1 + \sqrt{3}))$
 (g) $125x^5 - 275x^4 - 2265x^3 - 3213x^2 - 1728x - 324 = 125(x + \frac{3}{5})^3(x - 6)(x + 2)$
4. Something like $p(x) = -(x + 2)^2(x - 3)(x + 3)(x - 4)$ will work.
5. $q(x) = 5x^2 - 6x - 4$

3.3 REAL ZEROS OF POLYNOMIALS

In Section 3.2, we found that we can use synthetic division to determine if a given real number is a zero of a polynomial function. This section presents results which will help us determine good candidates to test using synthetic division. There are two approaches to the topic of finding the real zeros of a polynomial. The first approach (which is gaining popularity) is to use a little bit of mathematics followed by a good use of technology like graphing calculators. The second approach (for purists) makes good use of mathematical machinery (theorems) only. For completeness, we include the two approaches but in separate subsections.¹ Both approaches benefit from the following two theorems, the first of which is due to the famous mathematician [Augustin Cauchy](#). It gives us an interval on which all of the real zeros of a polynomial can be found.

THEOREM 3.8. Cauchy's Bound: Suppose $f(x) = a_n x^n + a_{n-1} x^{n-1} + \dots + a_1 x + a_0$ is a polynomial of degree n with $n \geq 1$. Let M be the largest of the numbers: $\frac{|a_0|}{|a_n|}, \frac{|a_1|}{|a_n|}, \dots, \frac{|a_{n-1}|}{|a_n|}$. Then all the real zeros of f lie in the interval $[-(M+1), M+1]$.

The proof of this fact is not easily explained within the confines of this text. This [paper](#) contains the result and gives references to its proof. Like many of the results in this section, Cauchy's Bound is best understood with an example.

EXAMPLE 3.3.1. Let $f(x) = 2x^4 + 4x^3 - x^2 - 6x - 3$. Determine an interval which contains all of the real zeros of f .

SOLUTION. Cauchy's Bound says to take the absolute value of each of the non-leading coefficients of f , namely, 4, 1, 6 and 3, and divide them by the absolute value of the leading coefficient, 2. Doing so produces the list of numbers 2, $\frac{1}{2}$, 3, and $\frac{3}{2}$. Next, we take the largest of these values, 3, as our value M in the theorem and add one to it to get 4. The real zeros of f are guaranteed to lie in the interval $[-4, 4]$. \square

Whereas the previous result tells us where we can find the real zeros of a polynomial, the next theorem gives us a list of possible real zeros.

THEOREM 3.9. Rational Zeros Theorem: Suppose $f(x) = a_n x^n + a_{n-1} x^{n-1} + \dots + a_1 x + a_0$ is a polynomial of degree n with $n \geq 1$, and a_0, a_1, \dots, a_n are integers. If r is a rational zero of f , then r is of the form $\pm \frac{p}{q}$, where p is a factor of the constant term a_0 , and q is a factor of the leading coefficient a_n .

The rational zeros theorem gives us a list of numbers to try in our synthetic division and that is a lot nicer than simply guessing. If none of the numbers in the list are zeros, then either the polynomial has no real zeros at all, or all of the real zeros are irrational numbers. To see why the Rational Zeros Theorem works, suppose c is a zero of f and $c = \frac{p}{q}$ in lowest terms. This means p and q have no common factors. Since $f(c) = 0$, we have

$$a_n \left(\frac{p}{q}\right)^n + a_{n-1} \left(\frac{p}{q}\right)^{n-1} + \dots + a_1 \left(\frac{p}{q}\right) + a_0 = 0.$$

¹Carl is the purist and is responsible for all of the theorems in this section. Jeff, on the other hand, has spent too much time in school politics and has been polluted with notions of 'compromise.' You can blame the slow decline of civilization on him and those like him who mingle mathematics with technology.

Multiplying both sides of this equation by q^n , we clear the denominators to get

$$a_n p^n + a_{n-1} p^{n-1} q + \dots + a_1 p q^{n-1} + a_0 q^n = 0$$

Rearranging this equation, we get

$$a_n p^n = -a_{n-1} p^{n-1} q - \dots - a_1 p q^{n-1} - a_0 q^n$$

Now, the left hand side is an integer multiple of p , and the right hand side is an integer multiple of q . (Can you see why?) This means $a_n p^n$ is both a multiple of p and a multiple of q . Since p and q have no common factors, a_n must be a multiple of q . If we rearrange the equation

$$a_n p^n + a_{n-1} p^{n-1} q + \dots + a_1 p q^{n-1} + a_0 q^n = 0$$

as

$$a_0 q^n = -a_n p^n - a_{n-1} p^{n-1} q - \dots - a_1 p q^{n-1}$$

we can play the same game and conclude a_0 is a multiple of p , and we have the result.

EXAMPLE 3.3.2. Let $f(x) = 2x^4 + 4x^3 - x^2 - 6x - 3$. Use the Rational Zeros Theorem to list all possible rational zeros of f .

SOLUTION. To generate a complete list of rational zeros, we need to take each of the factors of constant term, $a_0 = -3$, and divide them by each of the factors of the leading coefficient $a_4 = 2$. The factors of -3 are ± 1 and ± 3 . Since the Rational Zeros Theorem tacks on a \pm anyway, for the moment, we consider only the positive factors 1 and 3. The factors of 2 are 1 and 2, so the Rational Zeros Theorem gives the list $\{\pm \frac{1}{1}, \pm \frac{1}{2}, \pm \frac{3}{1}, \pm \frac{3}{2}\}$ or $\{\pm \frac{1}{2}, \pm 1, \pm \frac{3}{2}, \pm 3\}$. \square

Our discussion now diverges between those who wish to use technology and those who do not.

3.3.1 FOR THOSE WISHING TO USE A GRAPHING CALCULATOR

At this stage, we know not only the interval in which all of the zeros of $f(x) = 2x^4 + 4x^3 - x^2 - 6x - 3$ are located, but we also know some potential candidates. We can now use our calculator to help us determine all of the real zeros of f , as illustrated in the next example.

EXAMPLE 3.3.3. Let $f(x) = 2x^4 + 4x^3 - x^2 - 6x - 3$.

1. Graph $y = f(x)$ on the calculator using the interval obtained in Example 3.3.1 as a guide.
2. Use the graph to help narrow down the list of candidates for rational zeros you obtained in Example 3.3.2.
3. Use synthetic division to find the real zeros of f , and state their multiplicities.

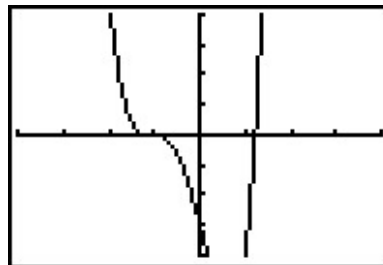
SOLUTION.

1. In Example 3.3.1, we determined all of the real zeros of f lie in the interval $[-4, 4]$. We set our window accordingly and get

```

WINDOW
Xmin=-4
Xmax=4
Xscl=1
Ymin=-4
Ymax=4
Yscl=1
Xres=1

```



2. In Example 3.3.2, we learned that any rational zero of f must be in the list $\{\pm \frac{1}{2}, \pm 1, \pm \frac{3}{2}, \pm 3\}$. From the graph, it looks as if we can rule out any of the positive rational zeros, since the graph seems to cross the x -axis at a value just a little greater than 1. On the negative side, -1 looks good, so we try that for our synthetic division.

$$\begin{array}{r|rrrrr}
 -1 & 2 & 4 & -1 & -6 & -3 \\
 & \downarrow & -2 & -2 & 3 & 3 \\
 \hline
 & 2 & 2 & -3 & -3 & \boxed{0}
 \end{array}$$

We have a winner! Remembering that f was a fourth degree polynomial, we now know our quotient is a third degree polynomial. If we can do one more successful division, we will have knocked the quotient down to a quadratic, and, if all else fails, we can use the quadratic formula to find the last two zeros. Since there seems to be no other rational zeros to try, we continue with -1 . Also, the shape of the crossing at $x = -1$ leads us to wonder if the zero $x = -1$ has multiplicity 3.

$$\begin{array}{r|rrrrr}
 -1 & 2 & 4 & -1 & -6 & -3 \\
 & \downarrow & -2 & -2 & 3 & 3 \\
 -1 & \hline
 & 2 & 2 & -3 & -3 & \boxed{0} \\
 & \downarrow & -2 & 0 & 3 & \\
 & \hline
 & 2 & 0 & -3 & \boxed{0}
 \end{array}$$

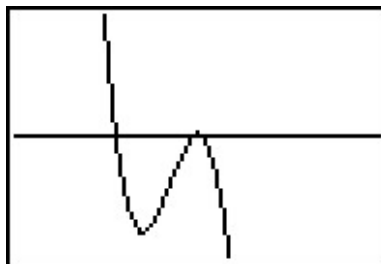
Success! Our quotient polynomial is now $2x^2 - 3$. Setting this to zero gives $2x^2 - 3 = 0$, or $x^2 = \frac{3}{2}$, which gives us $x = \pm \frac{\sqrt{6}}{2}$. Concerning multiplicities, based on our division, we have that -1 has a multiplicity of at least 2. The Factor Theorem tells us our remaining zeros, $\pm \frac{\sqrt{6}}{2}$, each have multiplicity at least 1. However, Theorem 3.7 tells us f can have at most 4 real zeros, counting multiplicity, and so we conclude that -1 is of multiplicity exactly 2 and $\pm \frac{\sqrt{6}}{2}$ each has multiplicity 1. (Thus, we were wrong to think that -1 had multiplicity 3.) \square

It is interesting to note that we could greatly improve on the graph of $y = f(x)$ in the previous example given to us by the calculator. For instance, from our determination of the zeros of f and their multiplicities, we know the graph crosses at $x = -\frac{\sqrt{6}}{2} \approx -1.22$ then turns back upwards to touch the x -axis at $x = -1$. This tells us that, despite what the calculator showed us the first time, there is a relative maximum occurring at $x = -1$ and not a ‘flattened crossing’ as we originally

believed. After resizing the window, we see not only the relative maximum but also a relative minimum just to the left of $x = -1$ which shows us, once again, that Mathematics enhances the technology, instead of vice-versa.

```

WINDOW
Xmin=-1.5
Xmax=-.5
Xscl=1
Ymin=-.01
Ymax=.01
Yscl=1
Xres=1
  
```



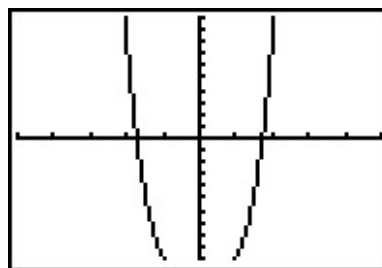
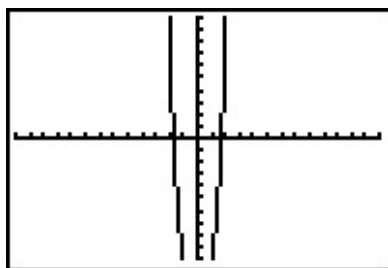
Our next example shows how even a mild-mannered polynomial can cause problems.

EXAMPLE 3.3.4. Let $f(x) = x^4 + x^2 - 12$.

1. Use Cauchy's Bound to determine an interval in which all of the real zeros of f lie.
2. Use the Rational Zeros Theorem to determine a list of possible rational zeros of f .
3. Graph $y = f(x)$ using your graphing calculator.
4. Find all of the real zeros of f and their multiplicities.

SOLUTION.

1. Applying Cauchy's Bound, we find $M = 12$, so all of the real zeros lie in the interval $[-13, 13]$.
2. Applying the Rational Zeros Theorem with constant term $a_0 = -12$ and leading coefficient $a_4 = 1$, we get the list $\{\pm 1, \pm 2, \pm 3, \pm 4, \pm 6, \pm 12\}$.
3. Graphing $y = f(x)$ on the interval $[-13, 13]$ produces the graph below on the left. Zooming in a bit gives the graph below on the right. Based on the graph, none of our rational zeros will work. (Do you see why not?)



4. From the graph, we know f has two real zeros, one positive, and one negative. Our only hope at this point is to try and find the zeros of f by setting $f(x) = 0$ and solving. Doing so results in the equation $x^4 + x^2 - 12 = 0$. If we stare at this equation long enough, we may recognize it as a ‘quadratic in disguise’.² In other words, we have three terms: x^4 , x^2 , and 12, and the exponent on the first term, x^4 , is exactly twice that of the second term, x^2 . We may rewrite this as $(x^2)^2 + (x^2) - 12 = 0$. To better see the forest for the trees, let us momentarily replace x^2 with the variable u . In terms of u , our equation becomes $u^2 + u - 12 = 0$. We can readily factor the left hand side of this equation as $(u + 4)(u - 3) = 0$, which means we have factored the left hand side of $x^4 + x^2 - 12 = 0$ as $(x^2 - 3)(x^2 + 4) = 0$. We get $x^2 = 3$, which gives us $x = \pm\sqrt{3}$, or $x^2 = -4$, which admits no real solutions. Since $\sqrt{3} \approx 1.73$, the two zeros match what we expected from the graph. In terms of multiplicity, the Factor Theorem guarantees $(x - \sqrt{3})$ and $(x + \sqrt{3})$ are factors of $f(x)$. We note that our work for finding the zeros of f shows $f(x)$ can be factored as $f(x) = (x^2 - 3)(x^2 + 4)$. Since $x^2 + 4$ has no real zeros, the quantities $(x - \sqrt{3})$ and $(x + \sqrt{3})$ must both be factors of $x^2 - 3$. According to Theorem 3.7, $x^2 - 3$ can have at most 2 zeros, counting multiplicity, hence each of $\pm\sqrt{3}$ is a zero of f of multiplicity 1. \square

The technique used to factor $f(x)$ in Example 3.3.4 is called ***u*-substitution**. We shall see more of this technique in Section 5.3. In general, substitution can help us identify a ‘quadratic in disguise’ provided that there are exactly three terms and the exponent of the first term is exactly twice that of the second. It is entirely possible that a polynomial has no real roots at all, or worse, it has real roots but none of the techniques discussed in this section can help us find them exactly. In the latter case, we are forced to approximate, which in this subsection means we use the ‘Zero’ command on the graphing calculator. We now present other theorems and discuss how to find zeros of polynomials when we do not have access to a graphing calculator.

3.3.2 FOR THOSE WISHING NOT TO USE A GRAPHING CALCULATOR

Suppose we wish to find the zeros of $f(x) = 2x^4 + 4x^3 - x^2 - 6x - 3$ without using the calculator. In this subsection, we present some more mathematical tools to help us. Our first result is due to [René Descartes](#) and gives us an estimate of how many positive and how many negative real zeros are to be found. The theorem requires us to discuss what is meant by the **variations in sign** of a polynomial function. For example, consider $f(x) = 2x^4 + 4x^3 - x^2 - 6x - 3$. If we focus on only the signs of the coefficients, we start with a (+), followed by another (+), then switch to (−), and stay (−) for the remaining two coefficients. Since the signs of the coefficients switched once, we say $f(x)$ has one variation in sign. When we speak of the variations in sign of a polynomial function, f , we assume the formula for $f(x)$ is written with descending powers of x , as in Definition 3.1, and concern ourselves only with the nonzero coefficients.

²More appropriately, this equation is ‘quadratic in form.’ Carl likes to call it a ‘quadratic in disguise’ because it reminds him of The Transformers.

THEOREM 3.10. Descartes' Rule of Signs: Suppose $f(x)$ is the formula for a polynomial function written with descending powers of x .

- If P denotes the number of variations of sign in the formula for $f(x)$, then the number of positive real zeros (counting multiplicity) is one of the numbers $\{P, P - 2, P - 4, \dots\}$.
- If N denotes the number of variations of sign in the formula for $f(-x)$, then the number of negative real zeros (counting multiplicity) is one of the numbers $\{N, N - 2, N - 4, \dots\}$.

A couple of remarks about Descartes' Rule of Signs are in order. First, Descartes' Rule of Signs gives us an estimate to the **number** of real zeros, not the actual **value** of the zeros. Second, Descartes' Rule of Signs counts multiplicities. This means that, for example, if one of the zeros has multiplicity 2, Descartes' Rule of Signs would count this as **two** zeros. Lastly, note that the number of positive or negative real zeros always starts with the number of sign changes and decreases by an even number. For example, if $f(x)$ has 7 changes in sign, then, counting multiplicities, f has either 7, 5, 3, or 1 positive real zero. This implies that the graph of $y = f(x)$ crosses the positive x -axis at least once. If $f(-x)$ results in 4 sign changes, then, counting multiplicities, f has 4, 2, or 0 negative real zeros; hence, the graph of $y = f(x)$ may not cross the negative x -axis at all. The proof of Descartes' Rule of Signs is a bit technical, and can be found [here](#).

EXAMPLE 3.3.5. Let $f(x) = 2x^4 + 4x^3 - x^2 - 6x - 3$. Use Descartes' Rule of Signs to determine the possible number and location of the real zeros of f .

SOLUTION: As noted above, the variations of sign of $f(x)$ is 1. This means, counting multiplicities, f has exactly 1 positive real zero. To find the possible number of negative real zeros, we consider $f(-x) = 2(-x)^4 + 4(-x)^3 - (-x)^2 - 6(-x) - 3$ which simplifies to $2x^4 - 4x^3 - x^2 + 6x - 3$. This has 3 variations in sign, hence f has either 3 negative real zeros or 1 negative real zero, counting multiplicities. \square

Cauchy's Bound gives us a general bound on the zeros of a polynomial function. Our next result helps us determine bounds on the real zeros of a polynomial as we synthetically divide which are often sharper³ bounds than Cauchy's Bound.

THEOREM 3.11. Upper and Lower Bounds: Suppose f is a polynomial of degree n with $n \geq 1$.

- If $c > 0$ is synthetically divided into f and all of the numbers in the final line of the division tableau have the same signs, then c is an upper bound for the real zeros of f . That is, there are no real zeros greater than c .
- If $c < 0$ is synthetically divided into f and the numbers in the final line of the division tableau alternate signs, then c is a lower bound for the real zeros of f . That is, there are no real zeros less than c .

NOTE: If the number 0 occurs in the final line of the division tableau in either of the above cases, it can be treated as (+) or (-) as needed.

³That is, better, or more accurate.

The Upper and Lower Bounds Theorem works because of Theorem 3.4. For the upper bound part of the theorem, suppose $c > 0$ is divided into f and the resulting line in the division tableau contains, for example, all nonnegative numbers. This means $f(x) = (x - c)q(x) + r$, where the coefficients of the quotient polynomial and the remainder are nonnegative. (Note the leading coefficient of q is the same as f and so $q(x)$ is not the zero polynomial.) If $b > c$, then $f(b) = (b - c)q(b) + r$, where $(b - c)$ and $q(b)$ are both positive and $r \geq 0$. Hence $f(b) > 0$ which shows b cannot be a zero of f . Thus no real number $b > c$ can be a zero of f , as required. A similar argument proves $f(b) < 0$ if all the numbers in the final line of the synthetic division tableau are non-positive. To prove the lower bound part of the theorem, we note that a lower bound for the negative real zeros of $f(x)$ is an upper bound for the positive real zeros of $f(-x)$. Applying the upper bound portion to $f(-x)$ gives the result. (Do you see where the alternating signs come in?) With the additional mathematical machinery of Descartes' Rule of Signs and the Upper and Lower Bounds Theorem, we can find the real zeros of $f(x) = 2x^4 + 4x^3 - x^2 - 6x - 3$ without the use of a graphing calculator.

EXAMPLE 3.3.6. Let $f(x) = 2x^4 + 4x^3 - x^2 - 6x - 3$.

1. Find all real zeros of f and their multiplicities.
2. Sketch the graph of $y = f(x)$.

SOLUTION.

1. We know from Cauchy's Bound that all of the real zeros lie in the interval $[-4, 4]$ and that our possible rational zeros are $\pm \frac{1}{2}$, ± 1 , $\pm \frac{3}{2}$, and ± 3 . Descartes' Rule of Signs guarantees us at least one negative real zero and exactly one positive real zero, counting multiplicity. We try our positive rational zeros, starting with the smallest, $\frac{1}{2}$. Since the remainder isn't zero, we know $\frac{1}{2}$ isn't a zero. Sadly, the final line in the division tableau has both positive and negative numbers, so $\frac{1}{2}$ is not an upper bound. The only information we get from this division is courtesy of the Remainder Theorem which tells us $f(\frac{1}{2}) = -\frac{45}{8}$ so the point $(\frac{1}{2}, -\frac{45}{8})$ is on the graph of f . We continue to our next possible zero, 1. As before, the only information we can glean from this is that $(1, -4)$ is on the graph of f . When we try our next possible zero, $\frac{3}{2}$, we get that it is not a zero, and we also see that it is an upper bound on the zeros of f , since all of the numbers in the final line of the division tableau are positive. This means there is no point trying our last possible rational zero, 3. Descartes' Rule of Signs guaranteed us a positive real zero, and at this point we have shown this zero is irrational. Furthermore, the Intermediate Value Theorem, Theorem 3.1, tells us the zero lies between 1 and $\frac{3}{2}$, since $f(1) < 0$ and $f(\frac{3}{2}) > 0$.

$$\begin{array}{r|rrrrr}
 \frac{1}{2} & 2 & 4 & -1 & -6 & -3 \\
 & \downarrow & 1 & \frac{5}{2} & \frac{3}{4} & -\frac{21}{8} \\
 \hline
 & 2 & 5 & \frac{3}{2} & -\frac{21}{4} & \boxed{-\frac{45}{8}}
 \end{array}
 \quad
 \begin{array}{r|rrrrr}
 1 & 2 & 4 & -1 & -6 & -3 \\
 & \downarrow & 2 & 6 & 5 & -1 \\
 \hline
 & 2 & 6 & 5 & -1 & \boxed{-4}
 \end{array}
 \quad
 \begin{array}{r|rrrrr}
 \frac{3}{2} & 2 & 4 & -1 & -6 & -3 \\
 & \downarrow & 3 & \frac{21}{2} & \frac{57}{4} & \frac{99}{8} \\
 \hline
 & 2 & 7 & \frac{19}{2} & \frac{33}{4} & \boxed{\frac{75}{8}}
 \end{array}$$

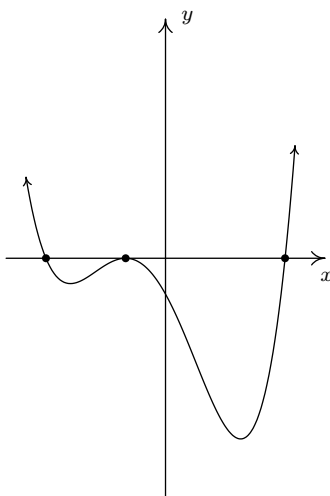
We now turn our attention to negative real zeros. We try the largest possible zero, $-\frac{1}{2}$. Synthetic division shows us it is not a zero, nor is it a lower bound (since the numbers in

the final line of the division tableau do not alternate), so we proceed to -1 . This division shows -1 is a zero. Descartes' Rule of Signs told us that we may have up to three negative real zeros, counting multiplicity, so we try -1 again, and it works once more. At this point, we have taken f , a fourth degree polynomial, and performed two successful divisions. Our quotient polynomial is quadratic, so we look at it to find the remaining zeros.

$$\begin{array}{r|rrrrr}
 -\frac{1}{2} & 2 & 4 & -1 & -6 & -3 \\
 & \downarrow & & & & \\
 \hline
 & 2 & 3 & -\frac{5}{2} & -\frac{19}{4} & \boxed{-\frac{5}{8}}
 \end{array}
 \qquad
 \begin{array}{r|rrrrr}
 -1 & 2 & 4 & -1 & -6 & -3 \\
 & \downarrow & & & & \\
 \hline
 & 2 & -2 & -2 & 3 & 3 \\
 -1 & 2 & 2 & -3 & -3 & \boxed{0} \\
 & \downarrow & & & & \\
 \hline
 & 2 & 0 & -3 & 3 & \\
 & & & & & \boxed{0}
 \end{array}$$

Setting the quotient polynomial equal to zero yields $2x^2 - 3 = 0$, so that $x^2 = \frac{3}{2}$, or $x = \pm \frac{\sqrt{6}}{2}$. Descartes' Rule of Signs tells us that the positive real zero we found, $\frac{\sqrt{6}}{2}$ has multiplicity 1. Descartes also tells us the total multiplicity of negative real zeros is 3, which forces -1 to be a zero of multiplicity 2 and $-\frac{\sqrt{6}}{2}$ to have multiplicity 1.

- We know the end behavior of $y = f(x)$ resembles its leading term, $y = 2x^4$. This means the graph enters the scene in Quadrant II and exits in Quadrant I. Since $\pm \frac{\sqrt{6}}{2}$ are zeros of odd multiplicity, we know the graph crosses through the x -axis at the points $(-\frac{\sqrt{6}}{2}, 0)$ and $(\frac{\sqrt{6}}{2}, 0)$. Since -1 is a zero of multiplicity 2, we know the graph of $y = f(x)$ touches and rebounds off the x -axis at $(-1, 0)$. Putting this together, we get



□

You can see why the ‘no calculator’ approach is not very popular these days. It requires more computation and more theorems than the alternative.⁴ In general, no matter how many theorems

⁴This is apparently a bad thing.

you throw at a polynomial, it may well be impossible⁵ to find their zeros exactly. The polynomial $f(x) = x^5 - x - 1$ is one such beast.⁶ According to Descartes' Rule of Signs, f has exactly one positive real zero, and it could have two negative real zeros, or none at all. The Rational Zeros Test gives us ± 1 as rational zeros to try but neither of these work since $f(1) = f(-1) = -1$. If we try the substitution technique we used in Example 3.3.4, we find $f(x)$ has three terms, but the exponent on the x^5 isn't exactly twice the exponent on x . How could we go about approximating this zero without resorting to the 'Zero' command of a graphing calculator? We use the **Bisection Method**. The first step in the Bisection Method is to find an interval on which f changes sign. We know $f(1) = -1$ and we find $f(2) = 29$. By the Intermediate Value Theorem, we know the zero of f lies in the interval $[1, 2]$. Next, we 'bisect' this interval and find the midpoint, 1.5. We find $f(1.5) \approx 5.09$. This means our zero is between 1 and 1.5, since f changes sign on this interval. Now, we 'bisect' the interval $[1, 1.5]$ and find $f(1.25) \approx 0.80$, so now we have the zero between 1 and 1.25. Bisecting $[1, 1.25]$, we find $f(1.125) \approx -0.32$, which means the zero of f is between 1.125 and 1.25. We continue in this fashion until we have 'sandwiched' the zero between two numbers which differ by no more than a desired accuracy. You can think of the Bisection Method as reversing the sign diagram process: instead of finding the zeros and checking the sign of f using test values, we are using test values to determine where the signs switch to find the zeros. It is a slow and tedious, yet fool-proof, method for determining an approximation of a real zero. Our last example reminds us that finding the zeros of polynomials is a critical step in solving polynomial equations and inequalities.

EXAMPLE 3.3.7.

1. Find all of the real solutions to the equation $2x^5 + 6x^3 + 3 = 3x^4 + 8x^2$.
2. Solve the inequality $2x^5 + 6x^3 + 3 \leq 3x^4 + 8x^2$.
3. Interpret your answer to part 2 graphically, and verify using a graphing calculator.

SOLUTION.

1. Finding the real solutions to $2x^5 + 6x^3 + 3 = 3x^4 + 8x^2$ is the same as finding the real solutions to $2x^5 - 3x^4 + 6x^3 - 8x^2 + 3 = 0$. In other words, we are looking for the real zeros of $p(x) = 2x^5 - 3x^4 + 6x^3 - 8x^2 + 3$. Using the techniques developed in this section, we divide as follows.

⁵We don't use this word lightly; it can be proven that the zeros of some polynomials cannot be expressed using the usual algebraic symbols.

⁶See this [page](#).

$$\begin{array}{r|rrrrrr}
 1 & 2 & -3 & 6 & -8 & 0 & 3 \\
 & \downarrow & 2 & -1 & 5 & -3 & -3 \\
 1 & 2 & -1 & 5 & -3 & -3 & \boxed{0} \\
 & \downarrow & 2 & 1 & 6 & 3 & \\
 -\frac{1}{2} & 2 & 1 & 6 & 3 & \boxed{0} & \\
 & \downarrow & -1 & 0 & -3 & & \\
 & 2 & 0 & 6 & \boxed{0} & &
 \end{array}$$

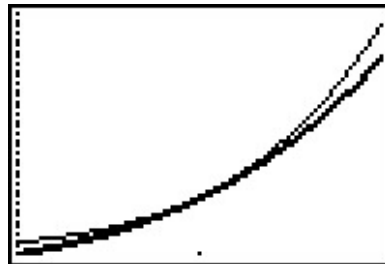
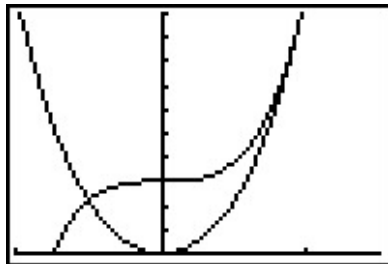
The quotient polynomial is $2x^2 + 6$ which has no real zeros so we get $x = -\frac{1}{2}$ and $x = 1$.

2. To solve this nonlinear inequality, we follow the same guidelines set forth in Section 2.4: we get 0 on one side of the inequality and construct a sign diagram. Our original inequality can be rewritten as $2x^5 - 3x^4 + 6x^3 - 8x^2 + 3 \leq 0$. We found the zeros of $p(x) = 2x^5 - 3x^4 + 6x^3 - 8x^2 + 3$ in part 1 to be $x = -\frac{1}{2}$ and $x = 1$. We construct our sign diagram as before.

$$\begin{array}{ccccccc}
 & & (-) & 0 & (+) & 0 & (+) \\
 & & \leftarrow & & & & \rightarrow \\
 & & \uparrow & -\frac{1}{2} & \uparrow & 1 & \uparrow \\
 & & -1 & & 0 & & 2
 \end{array}$$

The solution to $p(x) < 0$ is $(-\infty, -\frac{1}{2})$, and we know $p(x) = 0$ at $x = -\frac{1}{2}$ and $x = 1$. Hence, the solution to $p(x) \leq 0$ is $(-\infty, -\frac{1}{2}] \cup \{1\}$.

3. To interpret this solution graphically, we set $f(x) = 2x^5 + 6x^3 + 3$ and $g(x) = 3x^4 + 8x^2$. We recall that the solution to $f(x) \leq g(x)$ is the set of x values for which the graph of f is below the graph of g (where $f(x) < g(x)$) along with the x values where the two graphs intersect ($f(x) = g(x)$). Graphing f and g on the calculator produces the picture on the lower left. (The end behavior should tell you which is which.) We see the graph of f is below the graph of g on $(-\infty, -\frac{1}{2})$. However, it is difficult to see what is happening near $x = 1$. Zooming in (and making the graph of g thicker), we see that the graphs of f and g do intersect at $x = 1$, but the graph of g remains below the graph of f on either side of $x = 1$.



□

3.3.3 EXERCISES

1. Find the real zeros of the polynomial using the techniques specified by your instructor. State the multiplicity of each real zero.

(a) $p(x) = x^3 - 2x^2 - 5x + 6$

(e) $p(x) = 3x^3 + 3x^2 - 11x - 10$

(b) $p(x) = -2x^3 + 19x^2 - 49x + 20$

(f) $p(x) = x^4 + 2x^3 - 12x^2 - 40x - 32$

(c) $p(x) = x^4 - 9x^2 - 4x + 12$

(g) $p(x) = 6x^4 - 5x^3 - 9x^2$

(d) $p(x) = x^3 + 4x^2 - 11x + 6$

(h) $p(x) = 36x^4 - 12x^3 - 11x^2 + 2x + 1$

(i) $p(x) = -17x^3 + 5x^2 + 34x - 10$

(j) $p(x) = 25x^5 - 105x^4 + 174x^3 - 142x^2 + 57x - 9$

(k) $p(x) = x^5 - 60x^3 - 80x^2 + 960x + 2304$

(l) $p(x) = x^3 - 7x^2 + x - 7$

(m) $p(x) = 90x^4 - 399x^3 + 622x^2 - 399x + 90$

(n) $p(x) = 9x^3 - 5x^2 - x$

2. Find the real zeros of $f(x) = x^3 - \frac{1}{12}x^2 - \frac{7}{72}x + \frac{1}{72}$ by first finding a polynomial $q(x)$ with integer coefficients such that $q(x) = N \cdot f(x)$ for some integer N . (Recall that the Rational Zeros Theorem required the polynomial in question to have integer coefficients.) Show that f and q have the same real zeros.

3. Solve the polynomial inequality and give your answer in interval form.

(a) $-2x^3 + 19x^2 - 49x + 20 > 0$

(e) $4x^3 \geq 3x + 1$

(b) $x^4 - 9x^2 \leq 4x - 12$

(f) $\frac{x^3+2x^2}{2} < x + 2$

(c) $(x - 1)^2 \geq 4$

(g) $x^4 \leq 16 + 4x - x^3$

(d) $^7 - 5x^3 + 35x^2 - 45x - 25 > 0$

(h) $3x^2 + 2x < x^4$

4. Let $f(x) = 5x^7 - 33x^6 + 3x^5 - 71x^4 - 597x^3 + 2097x^2 - 1971x + 567$. With the help of your classmates, find the x - and y - intercepts of the graph of f . Find the intervals on which the function is increasing, the intervals on which it is decreasing and the local extrema. Sketch the graph of f , using more than one picture if necessary to show all of the important features of the graph.

5. With the help of your classmates, create a list of five polynomials with different degrees whose real zeros cannot be found using any of the techniques in this section.

⁷This inequality was solved using a graphing calculator in Example 2.4.5. Compare your answer now to what was given at the time.

3.3.4 ANSWERS

1. (a) $p(x) = x^3 - 2x^2 - 5x + 6$
 $x = -2$ (mult. 1), $x = 1$ (mult. 1), $x = 3$ (mult. 1)
 - (b) $p(x) = -2x^3 + 19x^2 - 49x + 20$
 $x = \frac{1}{2}$ (mult. 1), $x = 4$ (mult. 1), $x = 5$ (mult. 1)
 - (c) $p(x) = x^4 - 9x^2 - 4x + 12$
 $x = -2$ (mult. 2), $x = 1$ (mult. 1), $x = 3$ (mult. 1)
 - (d) $p(x) = x^3 + 4x^2 - 11x + 6$
 $x = -6$ (mult. 1), $x = 1$ (mult. 2)
 - (e) $p(x) = 3x^3 + 3x^2 - 11x - 10$
 $x = -2$ (mult. 1), $x = \frac{3 \pm \sqrt{69}}{6}$ (each has mult. 1)
 - (f) $p(x) = x^4 + 2x^3 - 12x^2 - 40x - 32$
 $x = -2$ (mult. 3), $x = 4$ (mult. 1)
 - (g) $p(x) = 6x^4 - 5x^3 - 9x^2$
 $x = 0$ (mult. 2), $x = \frac{5 \pm \sqrt{241}}{12}$ (each has mult. 1)
 - (h) $p(x) = 36x^4 - 12x^3 - 11x^2 + 2x + 1$
 $x = \frac{1}{2}$ (mult. 2), $x = -\frac{1}{3}$ (mult. 2)
 - (i) $p(x) = -17x^3 + 5x^2 + 34x - 10$
 $x = \frac{5}{17}$ (mult. 1), $x = \pm\sqrt{2}$ (each mult. 1)
 - (j) $p(x) = 25x^5 - 105x^4 + 174x^3 - 142x^2 + 57x - 9$
 $x = \frac{3}{5}$ (mult. 2), $x = 1$ (mult. 3)
 - (k) $p(x) = x^5 - 60x^3 - 80x^2 + 960x + 2304$
 $x = -4$ (mult. 3), $x = 6$ (mult. 2)
 - (l) $p(x) = x^3 - 7x^2 + x - 7$
 $x = 7$ (mult. 1)
 - (m) $p(x) = 90x^4 - 399x^3 + 622x^2 - 399x + 90$
 $x = \frac{2}{3}$ (mult. 1), $x = \frac{3}{2}$ (mult. 1), $x = \frac{5}{3}$ (mult. 1), $x = \frac{3}{5}$ (mult. 1)
 - (n) $p(x) = 9x^3 - 5x^2 - x$
 $x = 0$ (mult. 1), $x = \frac{5 \pm \sqrt{61}}{18}$ (each has mult. 1)
2. We choose $q(x) = 72x^3 - 6x^2 - 7x + 1 = 72 \cdot f(x)$. Clearly $f(x) = 0$ if and only if $q(x) = 0$ so they have the same real zeros. In this case, $x = -\frac{1}{3}$, $x = \frac{1}{6}$ and $x = \frac{1}{4}$ are the real zeros of both f and q .
3. (a) $(-\infty, \frac{1}{2}) \cup (4, 5)$
 - (b) $\{-2\} \cup [1, 3]$
 - (c) $(-\infty, -1] \cup [3, \infty)$
 - (d) $(-\infty, 1 - \sqrt{2}) \cup (1 + \sqrt{2}, 5)$
 - (e) $\left\{-\frac{1}{2}\right\} \cup [1, \infty)$
 - (f) $(-\infty, -2) \cup (-\sqrt{2}, \sqrt{2})$
 - (g) $[-2, 2]$
 - (h) $(-\infty, -1) \cup (-1, 0) \cup (2, \infty)$

3.4 COMPLEX ZEROS AND THE FUNDAMENTAL THEOREM OF ALGEBRA

In Section 3.3, we were focused on finding the real zeros of a polynomial function. In this section, we expand our horizons and look for the non-real zeros as well. Consider the polynomial $p(x) = x^2 + 1$. The zeros of p are the solutions to $x^2 + 1 = 0$, or $x^2 = -1$. This equation has no real solutions, but you may recall from Intermediate Algebra that we can formally extract the square roots of both sides to get $x = \pm\sqrt{-1}$. The quantity $\sqrt{-1}$ is usually re-labeled i , the so-called **imaginary unit**.¹ The number i , while not a real number, plays along well with real numbers, and acts very much like any other radical expression. For instance, $3(2i) = 6i$, $7i - 3i = 4i$, $(2 - 7i) + (3 + 4i) = 5 - 3i$, and so forth. The key properties which distinguish i from the real numbers are listed below.

DEFINITION 3.4. The imaginary unit i satisfies the two following properties

1. $i^2 = -1$
2. If c is a real number with $c \geq 0$ then $\sqrt{-c} = i\sqrt{c}$

Property 1 in Definition 3.4 establishes that i does act as a square root² of -1 , and property 2 establishes what we mean by the ‘principal square root’ of a negative real number. In property 2, it is important to remember the restriction on c . For example, it is perfectly acceptable to say $\sqrt{-4} = i\sqrt{4} = i(2) = 2i$. However, $\sqrt{-(-4)} \neq i\sqrt{-4}$, otherwise, we’d get

$$2 = \sqrt{4} = \sqrt{-(-4)} = i\sqrt{-4} = i(2i) = 2i^2 = 2(-1) = -2,$$

which is unacceptable.³ We are now in the position to define the **complex numbers**.

DEFINITION 3.5. A **complex number** is a number of the form $a + bi$, where a and b are real numbers and i is the imaginary unit.

Complex numbers include things you’d normally expect, like $3 + 2i$ and $\frac{2}{5} - i\sqrt{3}$. However, don’t forget that a or b could be zero, which means numbers like $3i$ and 6 are also complex numbers. In other words, don’t forget that the complex numbers **include** the real numbers, so 0 and $\pi - \sqrt{21}$ are both considered complex numbers. The arithmetic of complex numbers is as you would expect. The only thing you need to remember are the two properties in Definition 3.4. The next example should help recall how these animals behave.

EXAMPLE 3.4.1. Perform the indicated operations and simplify. Write your final answer in the form⁴ $a + bi$.

¹Some technical mathematics textbooks label it ‘ j ’.

²Note the use of the indefinite article ‘a’. Whatever beast is chosen to be i , $-i$ is the other square root of -1 .

³We want to enlarge the number system so we can solve things like $x^2 = -1$, but not at the cost of the established rules already set in place. For that reason, the general properties of radicals simply do not apply for even roots of negative quantities.

⁴We’ll accept an answer of say $3 - 2i$, although, technically, we should write this as $3 + (-2)i$. Even we pedants have our limits.

- | | |
|----------------------------|-----------------------------------|
| 1. $(1 - 2i) - (3 + 4i)$ | 4. $\sqrt{-3}\sqrt{-12}$ |
| 2. $(1 - 2i)(3 + 4i)$ | 5. $\sqrt{(-3)(-12)}$ |
| 3. $\frac{1 - 2i}{3 - 4i}$ | 6. $(x - [1 + 2i])(x - [1 - 2i])$ |

SOLUTION.

- As mentioned earlier, we treat expressions involving i as we would any other radical. We combine like terms to get $(1 - 2i) - (3 + 4i) = 1 - 2i - 3 - 4i = -2 - 6i$.
- Using the distributive property, we get $(1 - 2i)(3 + 4i) = (1)(3) + (1)(4i) - (2i)(3) - (2i)(4i) = 3 + 4i - 6i - 8i^2$. Recalling $i^2 = -1$, we get $3 + 4i - 6i - 8i^2 = 3 - 2i - (-8) = 11 - 2i$.
- How in the world are we supposed to simplify $\frac{1-2i}{3-4i}$? Well, we deal with the denominator $3 - 4i$ as we would any other denominator containing a radical, and multiply both numerator and denominator by $3 + 4i$ (the conjugate of $3 - 4i$).⁵ Doing so produces

$$\frac{1 - 2i}{3 - 4i} \cdot \frac{3 + 4i}{3 + 4i} = \frac{(1 - 2i)(3 + 4i)}{(3 - 4i)(3 + 4i)} = \frac{11 - 2i}{25} = \frac{11}{25} - \frac{2}{25}i$$

- We use property 2 of Definition 3.4 first, then apply the rules of radicals applicable to real radicals to get $\sqrt{-3}\sqrt{-12} = (i\sqrt{3})(i\sqrt{12}) = i^2\sqrt{3 \cdot 12} = -\sqrt{36} = -6$.
- We adhere to the order of operations here and perform the multiplication before the radical to get $\sqrt{(-3)(-12)} = \sqrt{36} = 6$.
- We can brute force multiply using the distributive property and see that

$$\begin{aligned} (x - [1 + 2i])(x - [1 - 2i]) &= x^2 - x[1 - 2i] - x[1 + 2i] + [1 - 2i][1 + 2i] \\ &= x^2 - x + 2ix - x - 2ix + 1 - 2i + 2i - 4i^2 \\ &= x^2 - 2x + 5 \end{aligned}$$

□

A couple of remarks about the last example are in order. First, the **conjugate** of a complex number $a + bi$ is the number $a - bi$. The notation commonly used for conjugation is a 'bar': $\overline{a + bi} = a - bi$. For example, $\overline{3 + 2i} = 3 - 2i$, $\overline{3 - 2i} = 3 + 2i$, $\overline{6} = 6$, $\overline{4i} = -4i$, and $\overline{3 + \sqrt{5}} = 3 + \sqrt{5}$. The properties of the conjugate are summarized in the following theorem.

⁵We will talk more about this in a moment.

THEOREM 3.12. Suppose z and w are complex numbers.

- $\overline{\overline{z}} = z$
- $\overline{z + w} = \overline{z} + \overline{w}$
- $\overline{z \overline{w}} = \overline{z \overline{w}}$
- $(\overline{z})^n = \overline{z^n}$, for any natural number $n = 1, 2, 3, \dots$
- z is a real number if and only if $\overline{z} = z$.

Essentially, Theorem 3.12 says that complex conjugation works well with addition, multiplication, and powers. The proof of these properties can best be achieved by writing out $z = a + bi$ and $w = c + di$ for real numbers a, b, c , and d . Next, we compute the left and right hand side of each equation and check to see that they are the same. The proof of the first property is a very quick exercise.⁶ To prove the second property, we compare $\overline{z + w}$ and $\overline{z} + \overline{w}$. We have $\overline{z + w} = \overline{a + bi + c + di} = a - bi + c - di$. To find $\overline{z} + \overline{w}$, we first compute

$$z + w = (a + bi) + (c + di) = (a + c) + (b + d)i$$

so

$$\overline{z + w} = \overline{(a + c) + (b + d)i} = (a + c) - (b + d)i = a - bi + c - di$$

As such, we have established $\overline{z + w} = \overline{z} + \overline{w}$. The proof for multiplication works similarly. The proof that the conjugate works well with powers can be viewed as a repeated application of the product rule, and is best proved using a technique called Mathematical Induction.⁷ The last property is a characterization of real numbers. If z is real, then $z = a + 0i$, so $\overline{z} = a - 0i = a = z$. On the other hand, if $z = \overline{z}$, then $a + bi = a - bi$ which means $b = -b$ so $b = 0$. Hence, $z = a + 0i = a$ and is real.

We now return to the business of zeros. Suppose we wish to find the zeros of $f(x) = x^2 - 2x + 5$. To solve the equation $x^2 - 2x + 5 = 0$, we note the quadratic doesn't factor nicely, so we resort to the Quadratic Formula, Equation 2.5 and obtain

$$x = \frac{-(-2) \pm \sqrt{(-2)^2 - 4(1)(5)}}{2(1)} = \frac{2 \pm \sqrt{-16}}{2} = \frac{2 \pm 4i}{2} = 1 \pm 2i.$$

Two things are important to note. First, the zeros, $1 + 2i$ and $1 - 2i$ are complex conjugates. If ever we obtain non-real zeros to a quadratic function with real coefficients, the zeros will be a complex conjugate pair. (Do you see why?) Next, we note that in Example 3.4.1, part 6, we found $(x - [1 + 2i])(x - [1 - 2i]) = x^2 - 2x + 5$. This demonstrates that the factor theorem holds even for non-real zeros, i.e., $x = 1 + 2i$ is a zero of f , and, sure enough, $(x - [1 + 2i])$ is a factor of $f(x)$. It turns out that polynomial division works the same way for all complex numbers, real and non-real alike, and so the Factor and Remainder Theorems hold as well. But how do we know if a general polynomial has any complex zeros at all? We have many examples of polynomials with no real

⁶Trust us on this.

⁷See Section 9.3.

zeros. Can there be polynomials with no zeros whatsoever? The answer to that last question is “No.” and the theorem which provides that answer is The Fundamental Theorem of Algebra.

THEOREM 3.13. The Fundamental Theorem of Algebra: Suppose f is a polynomial function with complex number coefficients of degree $n \geq 1$, then f has at least one complex zero.

The Fundamental Theorem of Algebra is an example of an ‘existence’ theorem in mathematics. Like the Intermediate Value Theorem, Theorem 3.1, the Fundamental Theorem of Algebra guarantees the existence of at least one zero, but gives us no algorithm to use in finding it. In fact, as we mentioned in Section 3.3, there are polynomials whose real zeros, though they exist, cannot be expressed using the ‘usual’ combinations of arithmetic symbols, and must be approximated. The authors are fully aware that the full impact and profound nature of the Fundamental Theorem of Algebra is lost on most students this level, and that’s fine. It took mathematicians literally hundreds of years to prove the theorem in its full generality, and some of that history is recorded [here](#). Note that the Fundamental Theorem of Algebra applies to polynomial functions with not only real coefficients, but, those with complex number coefficients as well.

Suppose f is a polynomial of degree n with $n \geq 1$. The Fundamental Theorem of Algebra guarantees us at least one complex zero, z_1 , and, as such, the Factor Theorem guarantees that $f(x)$ factors as $f(x) = (x - z_1)q_1(x)$ for a polynomial function q_1 , of degree exactly $n - 1$. If $n - 1 \geq 1$, then the Fundamental Theorem of Algebra guarantees a complex zero of q_1 as well, say z_2 , and so the Factor Theorem gives us $q_1(x) = (x - z_2)q_2(x)$, and hence $f(x) = (x - z_1)(x - z_2)q_2(x)$. We can continue this process exactly n times, at which point our quotient polynomial q_n has degree 0 so it’s a constant. This argument gives us the following factorization theorem.

THEOREM 3.14. Complex Factorization Theorem: Suppose f is a polynomial function with complex number coefficients. If the degree of f is n and $n \geq 1$, then f has exactly n complex zeros, counting multiplicity. If z_1, z_2, \dots, z_k are the distinct zeros of f , with multiplicities m_1, m_2, \dots, m_k , respectively, then $f(x) = a(x - z_1)^{m_1}(x - z_2)^{m_2} \cdots (x - z_k)^{m_k}$.

Note that the value a in Theorem 3.14 is the leading coefficient of $f(x)$ (Can you see why?) and as such, we see that a polynomial is completely determined by its zeros, their multiplicities, and its leading coefficient. We put this theorem to good use in the next example.

EXAMPLE 3.4.2. Let $f(x) = 12x^5 - 20x^4 + 19x^3 - 6x^2 - 2x + 1$.

1. Find all complex zeros of f and state their multiplicities.
2. Factor $f(x)$ using Theorem 3.14

SOLUTION.

1. Since f is a fifth degree polynomial, we know we need to perform at least three successful divisions to get the quotient down to a quadratic function. At that point, we can find the remaining zeros using the Quadratic Formula, if necessary. Using the techniques developed in Section 3.3, we get

$$\begin{array}{r|rrrrrr}
 \frac{1}{2} & 12 & -20 & 19 & -6 & -2 & 1 \\
 & \downarrow & 6 & -7 & 6 & 0 & -1 \\
 \hline
 \frac{1}{2} & 12 & -14 & 12 & 0 & -2 & \boxed{0} \\
 & \downarrow & 6 & -4 & 4 & 2 & \\
 \hline
 -\frac{1}{3} & 12 & -8 & 8 & 4 & \boxed{0} & \\
 & \downarrow & -4 & 4 & -4 & & \\
 \hline
 & 12 & -12 & 12 & \boxed{0} & &
 \end{array}$$

Our quotient is $12x^2 - 12x + 12$, whose zeros we find to be $\frac{1 \pm i\sqrt{3}}{2}$. From Theorem 3.14, we know f has exactly 5 zeros, counting multiplicities, and as such we have the zero $\frac{1}{2}$ with multiplicity 2, and the zeros $-\frac{1}{3}$, $\frac{1+i\sqrt{3}}{2}$ and $\frac{1-i\sqrt{3}}{2}$, each of multiplicity 1.

2. Applying Theorem 3.14, we are guaranteed that f factors as

$$f(x) = 12 \left(x - \frac{1}{2}\right)^2 \left(x + \frac{1}{3}\right) \left(x - \left[\frac{1+i\sqrt{3}}{2}\right]\right) \left(x - \left[\frac{1-i\sqrt{3}}{2}\right]\right)$$

□

A true test of Theorem 3.14 (and a student's mettle!) would be to take the factored form of $f(x)$ in the previous example and multiply it out⁸ to see that it really does reduce to the formula $f(x) = 12x^5 - 20x^4 + 19x^3 - 6x^2 - 2x + 1$. When factoring a polynomial using Theorem 3.14, we say that it is **factored completely over the complex numbers**, meaning that it is impossible to factor the polynomial any further using complex numbers. If we wanted to completely factor $f(x)$ over the **real numbers** then we would have stopped short of finding the nonreal zeros of f and factored f using our work from the synthetic division to write $f(x) = (x - \frac{1}{2})^2 (x + \frac{1}{3}) (12x^2 - 12x + 12)$, or $f(x) = 12(x - \frac{1}{2})^2 (x + \frac{1}{3}) (x^2 - x + 1)$. Since the zeros of $x^2 - x + 1$ are nonreal, we call $x^2 - x + 1$ an **irreducible quadratic** meaning it is impossible to break it down any further using **real numbers**. The last two results of the section show us that, at least in theory, if we have a polynomial function with real coefficients, we can always factor it down enough so that any nonreal zeros come from irreducible quadratics.

THEOREM 3.15. Conjugate Pairs Theorem: If f is a polynomial function with real number coefficients and z is a zero of f , then so is \bar{z} .

To prove the theorem, suppose f is a polynomial with real number coefficients. Specifically, let $f(x) = a_n x^n + a_{n-1} x^{n-1} + \dots + a_2 x^2 + a_1 x + a_0$. If z is a zero of f , then $f(z) = 0$, which means $a_n z^n + a_{n-1} z^{n-1} + \dots + a_2 z^2 + a_1 z + a_0 = 0$. Next, we consider $f(\bar{z})$ and apply Theorem 3.12 below.

⁸You really should do this once in your life to convince yourself that all of the theory actually does work!

$$\begin{aligned}
f(\bar{z}) &= a_n (\bar{z})^n + a_{n-1} (\bar{z})^{n-1} + \dots + a_2 (\bar{z})^2 + a_1 \bar{z} + a_0 \\
&= a_n \overline{z^n} + a_{n-1} \overline{z^{n-1}} + \dots + a_2 \overline{z^2} + a_1 \bar{z} + a_0 && \text{since } (\bar{z})^n = \overline{z^n} \\
&= \overline{a_n z^n} + \overline{a_{n-1} z^{n-1}} + \dots + \overline{a_2 z^2} + \overline{a_1 z} + \overline{a_0} && \text{since the coefficients are real} \\
&= \overline{a_n z^n + a_{n-1} z^{n-1} + \dots + a_2 z^2 + a_1 z + a_0} && \text{since } \bar{z} \bar{w} = \overline{z w} \\
&= \overline{f(z)} && \text{since } \bar{z} + \bar{w} = \overline{z + w} \\
&= \bar{0} \\
&= 0
\end{aligned}$$

This shows that \bar{z} is a zero of f . So, if f is a polynomial function with real number coefficients, Theorem 3.15 tells us if $a + bi$ is a nonreal zero of f , then so is $a - bi$. In other words, nonreal zeros of f come in conjugate pairs. The Factor Theorem kicks in to give us both $(x - [a + bi])$ and $(x - [a - bi])$ as factors of $f(x)$ which means $(x - [a + bi])(x - [a - bi]) = x^2 + 2ax + (a^2 + b^2)$ is an irreducible quadratic factor of f . As a result, we have our last result of the section.

THEOREM 3.16. Real Factorization Theorem: Suppose f is a polynomial function with real number coefficients. Then $f(x)$ can be factored into a product of linear factors corresponding to the real zeros of f and irreducible quadratic factors which give the nonreal zeros of f .

We now present an example which pulls together all of the major ideas of this section.

EXAMPLE 3.4.3. Let $f(x) = x^4 + 64$.

1. Use synthetic division to show $x = 2 + 2i$ is a zero of f .
2. Find the remaining complex zeros of f .
3. Completely factor $f(x)$ over the complex numbers.
4. Completely factor $f(x)$ over the real numbers.

SOLUTION.

1. Remembering to insert the 0's in the synthetic division tableau we have

$$\begin{array}{r|rrrrr}
2 + 2i & 1 & 0 & 0 & 0 & 64 \\
& \downarrow & 2 + 2i & 8i & -16 + 16i & -64 \\
\hline
& 1 & 2 + 2i & 8i & -16 + 16i & \boxed{0}
\end{array}$$

2. Since f is a fourth degree polynomial, we need to make two successful divisions to get a quadratic quotient. Since $2 + 2i$ is a zero, we know from Theorem 3.15 that $2 - 2i$ is also a zero. We continue our synthetic division tableau.

$$\begin{array}{r|rrrrr}
 2 + 2i & 1 & 0 & 0 & 0 & 64 \\
 & \downarrow & 2 + 2i & 8i & -16 + 16i & -64 \\
 2 - 2i & 1 & 2 + 2i & 8i & -16 + 16i & \boxed{0} \\
 & \downarrow & 2 - 2i & 8 - 8i & 16 - 16i & \\
 \hline
 & 1 & 4 & 8 & \boxed{0} &
 \end{array}$$

Our quotient polynomial is $x^2 + 4x + 8$. Using the quadratic formula, we obtain the remaining zeros $-2 + 2i$ and $-2 - 2i$.

3. Using Theorem 3.14, we get $f(x) = (x - [2 - 2i])(x - [2 + 2i])(x - [-2 + 2i])(x - [-2 - 2i])$.
4. We multiply the linear factors of $f(x)$ which correspond to complex conjugate pairs. We find $(x - [2 - 2i])(x - [2 + 2i]) = x^2 - 4x + 8$, and $(x - [-2 + 2i])(x - [-2 - 2i]) = x^2 + 4x + 8$. Our final answer $f(x) = (x^2 - 4x + 8)(x^2 + 4x + 8)$. \square

Our last example turns the tables and asks us to manufacture a polynomial with certain properties of its graph and zeros.

EXAMPLE 3.4.4. Find a polynomial p of lowest degree that has integer coefficients and satisfies all of the following criteria:

- the graph of $y = p(x)$ touches the x -axis at $(\frac{1}{3}, 0)$
- $x = 3i$ is a zero of p .
- as $x \rightarrow -\infty$, $p(x) \rightarrow -\infty$
- as $x \rightarrow \infty$, $p(x) \rightarrow -\infty$

SOLUTION. To solve this problem, we will need a good understanding of the relationship between the x -intercepts of the graph of a function and the zeros of a function, the Factor Theorem, the role of multiplicity, complex conjugates, the Complex Factorization Theorem, and end behavior of polynomial functions. (In short, you'll need most of the major concepts of this chapter.) Since the graph of p touches the x -axis at $(\frac{1}{3}, 0)$, we know $x = \frac{1}{3}$ is a zero of even multiplicity. Since we are after a polynomial of lowest degree, we need $x = \frac{1}{3}$ to have multiplicity exactly 2. The Factor Theorem now tells us $(x - \frac{1}{3})^2$ is a factor of $p(x)$. Since $x = 3i$ is a zero and our final answer is to have integer (real) coefficients, $x = -3i$ is also a zero. The Factor Theorem kicks in again to give us $(x - 3i)$ and $(x + 3i)$ as factors of $p(x)$. We are given no further information about zeros or intercepts so we conclude, by the Complex Factorization Theorem that $p(x) = a(x - \frac{1}{3})^2(x - 3i)(x + 3i)$ for some real number a . Expanding this, we get $p(x) = ax^4 - \frac{2a}{3}x^3 + \frac{82a}{9}x^2 - 6ax + a$. In order to obtain integer coefficients, we know a must be an integer multiple of 9. Our last concern is end behavior. Since the leading term of $p(x)$ is ax^4 , we need $a < 0$ to get $p(x) \rightarrow -\infty$ as $x \rightarrow \pm\infty$. Hence, if we choose $x = -9$, we get $p(x) = -9x^4 + 6x^3 - 82x^2 + 54x - 9$. We can verify our handiwork using the techniques developed in this chapter. \square

This example concludes our study of polynomial functions.⁹ The last few sections have contained what is considered by many to be ‘heavy’ mathematics. Like a heavy meal, heavy mathematics takes time to digest. Don’t be overly concerned if it doesn’t seem to sink in all at once, and pace yourself on the exercises or you’re liable to get mental cramps. But before we get to the exercises, we’d like to offer a bit of an epilogue.

Our main goal in presenting the material on the complex zeros of a polynomial was to give the chapter a sense of completeness. Given that it can be shown that some polynomials have real zeros which cannot be expressed using the usual algebraic operations, and still others have no real zeros at all, it was nice to discover that every polynomial of degree $n \geq 1$ has n complex zeros. So like we said, it gives us a sense of closure. But the observant reader will note that we did not give any examples of applications which involve complex numbers. Students often wonder when complex numbers will be used in ‘real-world’ applications. After all, didn’t we call i the imaginary unit? How can imaginary things be used in reality? It turns out that complex numbers are very useful in many applied fields such as fluid dynamics, electromagnetism and quantum mechanics, but most of the applications require Mathematics well beyond College Algebra to fully understand them. That does not mean you’ll never be able to understand them; in fact, it is the authors’ sincere hope that all of you will reach a point in your studies when the glory, awe and splendor of complex numbers are revealed to you. For now, however, the really good stuff is beyond the scope of this text. We invite you and your classmates to find a few examples of complex number applications and see what you can make of them. A simple Internet search with the phrase ‘complex numbers in real life’ should get you started. Basic electronics classes are another place to look, but remember, they might use the letter j where we have used i .

For the remainder of the text, with the exception of Section 11.7 and a few exploratory exercises scattered about, we will restrict our attention to real numbers. We do this primarily because the first Calculus sequence you will take, ostensibly the one that this text is preparing you for, studies only functions of real variables. Also, lots of really cool scientific things don’t require any deep understanding of complex numbers to study them, but they do need more Mathematics like exponential, logarithmic and trigonometric functions. We believe it makes more sense pedagogically for you to learn about those functions now than take a course in Complex Function Theory in your junior or senior year once you’ve completed the Calculus sequence. It is in that course that the true power of the complex numbers is released. But for now, in order to fully prepare you for life immediately after College Algebra, we will say that functions like $f(x) = \frac{1}{x^2+1}$ have a domain of all real numbers, even though we know $x^2 + 1 = 0$ has two complex solutions, namely $x = \pm i$. Because $x^2 + 1 > 0$ for all *real* numbers x , the fraction $\frac{1}{x^2+1}$ is never undefined in the real variable setting.

⁹With the exception of the exercises on the next page, of course.

3.4.1 EXERCISES

1. We know $i^2 = -1$ which means $i^3 = i^2 \cdot i = (-1) \cdot i = -i$ and $i^4 = i^2 \cdot i^2 = (-1)(-1) = 1$. Use this information to simplify the following.

(a) i^5 (b) i^{304} (c) $(2i)^3$ (d) $(-i)^{23}$

2. Let $z = 3 + 4i$ and $w = 2 - i$. Compute the following and express your answer in $a + bi$ form.

(a) $z + w$ (c) $z \cdot w$ (e) $\frac{w}{z}$
 (b) $w - z$ (d) $\frac{z}{w}$ (f) w^3

3. Simplify the following.

(a) $\sqrt{-49}$ (c) $\sqrt{(-9)(-16)}$
 (b) $\sqrt{-9}\sqrt{-16}$ (d) $\sqrt{49}\sqrt{-4}$

4. Find the complex solutions of the following quadratic equations.

(a) $x^2 - 4x + 13 = 0$ (b) $3x^2 + 2x + 10 = 0$

5. For each polynomial given below find all of its zeros, completely factor it over the real numbers and completely factor it over the complex numbers.

(a) $x^2 - 2x + 5$ (i) $4x^3 - 6x^2 - 8x + 15$
 (b) $x^3 - 2x^2 + 9x - 18$ (j) $x^4 + x^3 + 7x^2 + 9x - 18$
 (c) $x^3 + 6x^2 + 6x + 5$ (k) $6x^4 + 17x^3 - 55x^2 + 16x + 12$
 (d) $3x^3 - 13x^2 + 43x - 13$ (l) $x^5 - x^4 + 7x^3 - 7x^2 + 12x - 12$
 (e) $x^4 + 9x^2 + 20$ (m) $x^3 + 7x^2 + 9x - 2$
 (f) $4x^4 - 4x^3 + 13x^2 - 12x + 3$ (n) $-3x^4 - 8x^3 - 12x^2 - 12x - 5$
 (g) $x^3 + 3x^2 + 4x + 12$ (o) $8x^4 + 50x^3 + 43x^2 + 2x - 4$
 (h) $2x^4 - 7x^3 + 14x^2 - 15x + 6$ (p) $9x^3 + 2x + 1$
 (q) $x^4 - 2x^3 + 27x^2 - 2x + 26$ (Hint: $x = i$ is one of the zeros.)
 (r) $2x^4 + 5x^3 + 13x^2 + 7x + 5$ (Hint: $x = -1 + 2i$ is a zero.)

6. Let z and w be arbitrary complex numbers. Show that $\overline{z\overline{w}} = \overline{z}\overline{w}$ and $\overline{\overline{z}} = z$.

7. With the help of your classmates, build a polynomial p with integer coefficients such that $x = -2 - i$ is a zero of p , p has a local maximum at the point $(4, 0)$ and $p(x) \rightarrow -\infty$ as $x \rightarrow \infty$

3.4.2 ANSWERS

1. (a) $i^5 = i^4 \cdot i = 1 \cdot i = i$
 (b) $i^{304} = (i^4)^{76} = 1^{76} = 1$
 (c) $(2i)^3 = 8i^3 = -8i$
 (d) $(-i)^{23} = -i^{23} = -i^{20} \cdot i^3 = (-1)(-i) = i$
2. (a) $z + w = 5 + 3i$
 (b) $w - z = -1 - 5i$
 (c) $z \cdot w = 10 + 5i$
 (d) $\frac{z}{w} = \frac{2}{5} + \frac{11}{5}i$
 (e) $\frac{w}{z} = \frac{2}{25} - \frac{11}{25}i$
 (f) $w^3 = 2 - 11i$
3. (a) $\sqrt{-49} = 7i$
 (b) $\sqrt{-9}\sqrt{-16} = (3i) \cdot (4i) = 12i^2 = -12$
 (c) $\sqrt{(-9)(-16)} = \sqrt{144} = 12$
 (d) $\sqrt{49}\sqrt{-4} = 7 \cdot 2i = 14i$
4. (a) $x = 2 \pm 3i$
 (b) $x = -\frac{1}{3} \pm \frac{\sqrt{29}}{3}i$
5. (a) $x^2 - 2x + 5 = (x - (1 + 2i))(x - (1 - 2i))$
 Zeros: $x = 1 \pm 2i$
 (b) $x^3 - 2x^2 + 9x - 18 = (x - 2)(x^2 + 9) = (x - 2)(x - 3i)(x + 3i)$
 Zeros: $x = 2, \pm 3i$
 (c) $x^3 + 6x^2 + 6x + 5 = (x + 5)(x^2 + x + 1) = (x + 5) \left(x - \left(-\frac{1}{2} + \frac{\sqrt{3}}{2}i \right) \right) \left(x - \left(-\frac{1}{2} - \frac{\sqrt{3}}{2}i \right) \right)$
 Zeros: $x = -5, x = -\frac{1}{2} \pm \frac{\sqrt{3}}{2}i$
 (d) $3x^3 - 13x^2 + 43x - 13 = (3x - 1)(x^2 - 4x + 13) = (3x - 1)(x - (2 + 3i))(x - (2 - 3i))$
 Zeros: $x = \frac{1}{3}, x = 2 \pm 3i$
 (e) $x^4 + 9x^2 + 20 = (x^2 + 4)(x^2 + 5) = (x - 2i)(x + 2i)(x - i\sqrt{5})(x + i\sqrt{5})$
 Zeros: $x = \pm 2i, \pm i\sqrt{5}$
 (f) $4x^4 - 4x^3 + 13x^2 - 12x + 3 = (x - \frac{1}{2})^2(4x^2 + 12) = 4(x - \frac{1}{2})^2(x + i\sqrt{3})(x - i\sqrt{3})$
 Zeros: $x = \frac{1}{2}, x = \pm\sqrt{3}i$
 (g) $x^3 + 3x^2 + 4x + 12 = (x + 3)(x^2 + 4) = (x + 3)(x + 2i)(x - 2i)$
 Zeros: $x = -3, \pm 2i$
 (h) $2x^4 - 7x^3 + 14x^2 - 15x + 6 = (x - 1)^2(2x^2 - 3x + 6)$
 $= 2(x - 1)^2 \left(x - \left(\frac{3}{4} + \frac{\sqrt{39}}{4}i \right) \right) \left(x - \left(\frac{3}{4} - \frac{\sqrt{39}}{4}i \right) \right)$
 Zeros: $x = 1, x = \frac{3}{4} \pm \frac{\sqrt{39}}{4}i$

- (i) $4x^3 - 6x^2 - 8x + 15 = \left(x + \frac{3}{2}\right) (4x^2 - 12x + 10) =$
 $4 \left(x + \frac{3}{2}\right) \left(x - \left(\frac{3}{2} + \frac{1}{2}i\right)\right) \left(x - \left(\frac{3}{2} - \frac{1}{2}i\right)\right)$
 Zeros: $x = -\frac{3}{2}, x = \frac{3}{2} \pm \frac{1}{2}i$
- (j) $x^4 + x^3 + 7x^2 + 9x - 18 = (x + 2)(x - 1)(x^2 + 9) = (x + 2)(x - 1)(x + 3i)(x - 3i)$
 Zeros: $x = -2, 1, \pm 3i$
- (k) $6x^4 + 17x^3 - 55x^2 + 16x + 12 = 6 \left(x + \frac{1}{3}\right) \left(x - \frac{3}{2}\right) (x - (-2 + 2\sqrt{2})) (x - (-2 - 2\sqrt{2}))$
 Zeros: $x = -\frac{1}{3}, x = \frac{3}{2}, x = -2 \pm 2\sqrt{2}$
- (l) $x^5 - x^4 + 7x^3 - 7x^2 + 12x - 12 = (x - 1)(x^2 + 3)(x^2 + 4)$
 $= (x - 1)(x - i\sqrt{3})(x + i\sqrt{3})(x - 2i)(x + 2i)$
 Zeros: $x = 1, \pm i\sqrt{3}, \pm 2i$
- (m) $x^3 + 7x^2 + 9x - 2 = (x + 2) \left(x - \left(-\frac{5}{2} + \frac{\sqrt{29}}{2}\right)\right) \left(x - \left(-\frac{5}{2} - \frac{\sqrt{29}}{2}\right)\right)$
 Zeros: $x = -2, x = -\frac{5}{2} \pm \frac{\sqrt{29}}{2}$
- (n) $-3x^4 - 8x^3 - 12x^2 - 12x - 5 = (x + 1)^2 (-3x^2 - 2x - 5)$
 $= -3(x + 1)^2 \left(x - \left(-\frac{1}{3} + \frac{\sqrt{14}}{3}i\right)\right) \left(x - \left(-\frac{1}{3} - \frac{\sqrt{14}}{3}i\right)\right)$
 Zeros: $x = -1, x = -\frac{1}{3} \pm \frac{\sqrt{14}}{3}i$
- (o) $8x^4 + 50x^3 + 43x^2 + 2x - 4 = 8 \left(x + \frac{1}{2}\right) \left(x - \frac{1}{4}\right) (x - (-3 + \sqrt{5}))(x - (-3 - \sqrt{5}))$
 Zeros: $x = -\frac{1}{2}, \frac{1}{4}, x = -3 \pm \sqrt{5}$
- (p) $9x^3 + 2x + 1 = \left(x + \frac{1}{3}\right) (9x^2 - 3x + 3)$
 $= 9 \left(x + \frac{1}{3}\right) \left(x - \left(\frac{1}{6} + \frac{\sqrt{11}}{6}i\right)\right) \left(x - \left(\frac{1}{6} - \frac{\sqrt{11}}{6}i\right)\right)$
 Zeros: $x = -\frac{1}{3}, x = \frac{1}{6} \pm \frac{\sqrt{11}}{6}i$
- (q) $x^4 - 2x^3 + 27x^2 - 2x + 26 = (x^2 - 2x + 26)(x^2 + 1) = (x - (1 + 5i))(x - (1 - 5i))(x + i)(x - i)$
 Zeros: $x = 1 \pm 5i, x = \pm i$
- (r) $2x^4 + 5x^3 + 13x^2 + 7x + 5 = (x^2 + 2x + 5)(2x^2 + x + 1) =$
 $2(x - (-1 + 2i))(x - (-1 - 2i)) \left(x - \left(-\frac{1}{4} + i\frac{\sqrt{7}}{4}\right)\right) \left(x - \left(-\frac{1}{4} - i\frac{\sqrt{7}}{4}\right)\right)$
 Zeros: $x = -1 \pm 2i, -\frac{1}{4} \pm i\frac{\sqrt{7}}{4}$

CHAPTER 4

RATIONAL FUNCTIONS

4.1 INTRODUCTION TO RATIONAL FUNCTIONS

If we add, subtract or multiply polynomial functions according to the function arithmetic rules defined in Section 1.6, we will produce another polynomial function. If, on the other hand, we divide two polynomial functions, the result may not be a polynomial. In this chapter we study **rational functions** - functions which are ratios of polynomials.

DEFINITION 4.1. A **rational function** is a function which is the ratio of polynomial functions. Said differently, r is a rational function if it is of the form

$$r(x) = \frac{p(x)}{q(x)},$$

where p and q are polynomial functions^a

^aAccording to this definition, all polynomial functions are also rational functions. (Take $q(x) = 1$).

As we recall from Section 1.5, we have domain issues anytime the denominator of a fraction is zero. In the example below, we review this concept as well as some of the arithmetic of rational expressions.

EXAMPLE 4.1.1. Find the domain of the following rational functions. Write them in the form $\frac{p(x)}{q(x)}$ for polynomial functions p and q and simplify.

1. $f(x) = \frac{2x - 1}{x + 1}$

3. $h(x) = \frac{2x^2 - 1}{x^2 - 1} - \frac{3x - 2}{x^2 - 1}$

2. $g(x) = 2 - \frac{3}{x + 1}$

4. $r(x) = \frac{2x^2 - 1}{x^2 - 1} \div \frac{3x - 2}{x^2 - 1}$

SOLUTION.

1. To find the domain of f , we proceed as we did in Section 1.5: we find the zeros of the denominator and exclude them from the domain. Setting $x + 1 = 0$ results in $x = -1$. Hence,

our domain is $(-\infty, -1) \cup (-1, \infty)$. The expression $f(x)$ is already in the form requested and when we check for common factors among the numerator and denominator we find none, so we are done.

2. Proceeding as before, we determine the domain of g by solving $x + 1 = 0$. As before, we find the domain of g is $(-\infty, -1) \cup (-1, \infty)$. To write $g(x)$ in the form requested, we need to get a common denominator

$$\begin{aligned} g(x) &= 2 - \frac{3}{x+1} \\ &= \frac{2}{1} - \frac{3}{x+1} \\ &= \frac{(2)(x+1)}{(1)(x+1)} - \frac{3}{x+1} \\ &= \frac{(2x+2) - 3}{x+1} \\ &= \frac{2x-1}{x+1} \end{aligned}$$

This formula is also completely simplified.

3. The denominators in the formula for $h(x)$ are both $x^2 - 1$ whose zeros are $x = \pm 1$. As a result, the domain of h is $(-\infty, -1) \cup (-1, 1) \cup (1, \infty)$. We now proceed to simplify $h(x)$. Since we have the same denominator in both terms, we subtract the numerators. We then factor the resulting numerator and denominator, and cancel out the common factor.

$$\begin{aligned} h(x) &= \frac{2x^2 - 1}{x^2 - 1} - \frac{3x - 2}{x^2 - 1} \\ &= \frac{(2x^2 - 1) - (3x - 2)}{x^2 - 1} \\ &= \frac{2x^2 - 1 - 3x + 2}{x^2 - 1} \\ &= \frac{2x^2 - 3x + 1}{x^2 - 1} \\ &= \frac{(2x - 1)(x - 1)}{(x + 1)(x - 1)} \\ &= \frac{(2x - 1)\cancel{(x - 1)}}{(x + 1)\cancel{(x - 1)}} \\ &= \frac{2x - 1}{x + 1} \end{aligned}$$

4. To find the domain of r , it may help to temporarily rewrite $r(x)$ as

$$r(x) = \frac{2x^2 - 1}{\frac{x^2 - 1}{3x - 2}}$$

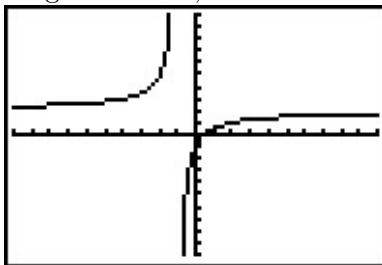
We need to set all of the denominators equal to zero which means we need to solve not only $x^2 - 1 = 0$, but also $\frac{3x-2}{x^2-1} = 0$. We find $x = \pm 1$ for the former and $x = \frac{2}{3}$ for the latter. Our domain is $(-\infty, -1) \cup (-1, \frac{2}{3}) \cup (\frac{2}{3}, 1) \cup (1, \infty)$. We simplify $r(x)$ by rewriting the division as multiplication by the reciprocal and then simplifying

$$\begin{aligned} r(x) &= \frac{2x^2 - 1}{x^2 - 1} \div \frac{3x - 2}{x^2 - 1} \\ &= \frac{2x^2 - 1}{x^2 - 1} \cdot \frac{x^2 - 1}{3x - 2} \\ &= \frac{(2x^2 - 1)(x^2 - 1)}{(x^2 - 1)(3x - 2)} \\ &= \frac{(2x^2 - 1)\cancel{(x^2 - 1)}}{\cancel{(x^2 - 1)}(3x - 2)} \\ &= \frac{2x^2 - 1}{3x - 2} \end{aligned}$$

□

A few remarks about Example 4.1.1 are in order. Note that the expressions for $f(x)$, $g(x)$ and $h(x)$ work out to be the same. However, only two of these functions are actually equal. Recall that functions are ultimately sets of ordered pairs,¹ and so for two functions to be equal, they need, among other things, to have the same domain. Since $f(x) = g(x)$ and f and g have the same domain, they are equal functions. Even though the formula $h(x)$ is the same as $f(x)$, the domain of h is different than the domain of f , and thus they are different functions.

We now turn our attention to the graphs of rational functions. Consider the function $f(x) = \frac{2x-1}{x+1}$ from Example 4.1.1. Using a graphing calculator, we obtain



¹You should review Sections 1.2 and 1.4 if this statement caught you off guard.

Two behaviors of the graph are worthy of further discussion. First, note that the graph appears to ‘break’ at $x = -1$. We know from our last example that $x = -1$ is not in the domain of f which means $f(-1)$ is undefined. When we make a table of values to study the behavior of f **near** $x = -1$ we see that we can get ‘near’ $x = -1$ from two directions. We can choose values a little less than -1 , for example $x = -1.1$, $x = -1.01$, $x = -1.001$, and so on. These values are said to ‘approach -1 from the **left**.’ Similarly, the values $x = -0.9$, $x = -0.99$, $x = -0.999$, etc., are said to ‘approach -1 from the **right**.’ If we make two tables, we find that the numerical results confirm what we see graphically.

x	$f(x)$	$(x, f(x))$
-1.1	32	$(-1.1, 32)$
-1.01	302	$(-1.01, 302)$
-1.001	3002	$(-1.001, 3002)$
-1.0001	30002	$(-1.0001, 30002)$

x	$f(x)$	$(x, f(x))$
-0.9	-28	$(-0.9, -28)$
-0.99	-298	$(-0.99, -298)$
-0.999	-2998	$(-0.999, -2998)$
-0.9999	-29998	$(-0.9999, -29998)$

As the x values approach -1 from the left, the function values become larger and larger positive numbers.² We express this symbolically by stating as $x \rightarrow -1^-$, $f(x) \rightarrow \infty$. Similarly, using analogous notation, we conclude from the table that as $x \rightarrow -1^+$, $f(x) \rightarrow -\infty$. For this type of unbounded behavior, we say the graph of $y = f(x)$ has a **vertical asymptote** of $x = -1$. Roughly speaking, this means that near $x = -1$, the graph looks very much like the vertical line $x = -1$.

Another feature worthy of note about the graph of $y = f(x)$ is it seems to ‘level off’ on the left and right hand sides of the screen. This is a statement about the end behavior of the function. As we discussed in Section 3.1, the end behavior of a function is its behavior as x as x attains larger³ and larger negative values without bound, $x \rightarrow -\infty$, and as x becomes large without bound, $x \rightarrow \infty$. Making tables of values, we find

x	$f(x)$	$(x, f(x))$
-10	≈ 2.3333	$\approx (-10, 2.3333)$
-100	≈ 2.0303	$\approx (-100, 2.0303)$
-1000	≈ 2.0030	$\approx (-1000, 2.0030)$
-10000	≈ 2.0003	$\approx (-10000, 2.0003)$

x	$f(x)$	$(x, f(x))$
10	≈ 1.7273	$\approx (10, 1.7273)$
100	≈ 1.9703	$\approx (100, 1.9703)$
1000	≈ 1.9970	$\approx (1000, 1.9970)$
10000	≈ 1.9997	$\approx (10000, 1.9997)$

From the tables, we see as $x \rightarrow -\infty$, $f(x) \rightarrow 2^+$ and as $x \rightarrow \infty$, $f(x) \rightarrow 2^-$. Here the ‘+’ means ‘from above’ and the ‘-’ means ‘from below’. In this case, we say the graph of $y = f(x)$ has a **horizontal asymptote** of $y = 2$. This means that the end behavior of f resembles the horizontal line $y = 2$, which explains the ‘leveling off’ behavior we see in the calculator’s graph. We formalize the concepts of vertical and horizontal asymptotes in the following definitions.

DEFINITION 4.2. The line $x = c$ is called a **vertical asymptote** of the graph of a function $y = f(x)$ if as $x \rightarrow c^-$ or as $x \rightarrow c^+$, either $f(x) \rightarrow \infty$ or $f(x) \rightarrow -\infty$.

²We would need Calculus to confirm this analytically.

³Here, the word ‘larger’ means larger in absolute value.

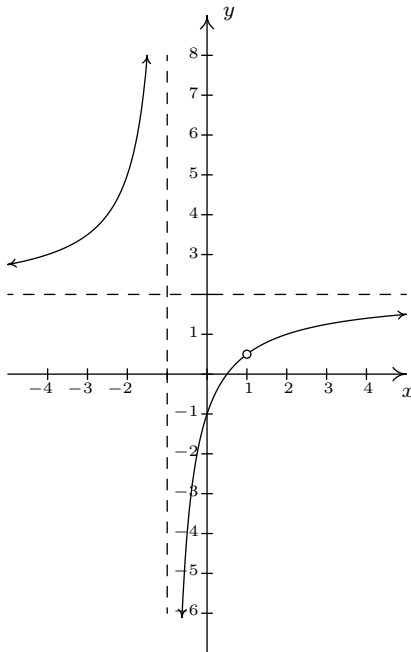
DEFINITION 4.3. The line $y = c$ is called a **horizontal asymptote** of the graph of a function $y = f(x)$ if as $x \rightarrow -\infty$ or as $x \rightarrow \infty$, either $f(x) \rightarrow c^-$ or $f(x) \rightarrow c^+$.

In our discussion following Example 4.1.1, we determined that, despite the fact that the formula for $h(x)$ reduced to the same formula as $f(x)$, the functions f and h are different, since $x = 1$ is in the domain of f , but $x = 1$ is not in the domain of h . If we graph $h(x) = \frac{2x^2-1}{x^2-1} - \frac{3x-2}{x^2-1}$ using a graphing calculator, we are surprised to find that the graph looks identical to the graph of $y = f(x)$. There is a vertical asymptote at $x = -1$, but near $x = 1$, everything seem fine. Tables of values provide numerical evidence which supports the graphical observation.

x	$h(x)$	$(x, h(x))$
0.9	≈ 0.4210	$\approx (0.9, 0.4210)$
0.99	≈ 0.4925	$\approx (0.99, 0.4925)$
0.999	≈ 0.4992	$\approx (0.999, 0.4992)$
0.9999	≈ 0.4999	$\approx (0.9999, 0.4999)$

x	$h(x)$	$(x, h(x))$
1.1	≈ 0.5714	$\approx (1.1, 0.5714)$
1.01	≈ 0.5075	$\approx (1.01, 0.5075)$
1.001	≈ 0.5007	$\approx (1.001, 0.5007)$
1.0001	≈ 0.5001	$\approx (1.0001, 0.5001)$

We see that as $x \rightarrow 1^-$, $h(x) \rightarrow 0.5^-$ and as $x \rightarrow 1^+$, $h(x) \rightarrow 0.5^+$. In other words, the points on the graph of $y = h(x)$ are approaching $(1, 0.5)$, but since $x = 1$ is not in the domain of h , it would be inaccurate to fill in a point at $(1, 0.5)$. As we've done in past sections when something like this occurs,⁴ we put an open circle (also called a 'hole' in this case⁵) at $(1, 0.5)$. Below is a detailed graph of $y = h(x)$, with the vertical and horizontal asymptotes as dashed lines.



⁴For instance, graphing piecewise defined functions in Section 1.7.

⁵Stay tuned. In Calculus, we will see how these 'holes' can be 'plugged' when embarking on a more advanced study of continuity.

Neither $x = -1$ nor $x = 1$ are in the domain of h , yet we see the behavior of the graph of $y = h(x)$ is drastically different near these points. The reason for this lies in the second to last step when we simplified the formula for $h(x)$ in Example 4.1.1. We had $h(x) = \frac{(2x-1)(x-1)}{(x+1)(x-1)}$. The reason $x = -1$ is not in the domain of h is because the factor $(x + 1)$ appears in the denominator of $h(x)$; similarly, $x = 1$ is not in the domain of h because of the factor $(x - 1)$ in the denominator of $h(x)$. The major difference between these two factors is that $(x - 1)$ cancels with a factor in the numerator whereas $(x + 1)$ does not. Loosely speaking, the trouble caused by $(x - 1)$ in the denominator is canceled away while the factor $(x + 1)$ remains to cause mischief. This is why the graph of $y = h(x)$ has a vertical asymptote at $x = -1$ but only a hole at $x = 1$. These observations are generalized and summarized in the theorem below, whose proof is found in Calculus.

THEOREM 4.1. Location of Vertical Asymptotes and Holes:^a Suppose r is a rational function which can be written as $r(x) = \frac{p(x)}{q(x)}$ where p and q have no common zeros.^b Let c be a real number which is not in the domain of r .

- If $q(c) \neq 0$, then the graph of $y = r(x)$ has a hole at $\left(c, \frac{p(c)}{q(c)}\right)$.
- If $q(c) = 0$, then the the line $x = c$ is a vertical asymptote of the graph of $y = r(x)$.

^aOr, ‘How to tell your asymptote from a hole in the graph.’

^bIn other words, $r(x)$ is in lowest terms.

In English, Theorem 4.1 says if $x = c$ is not in the domain of r but, when we simplify $r(x)$, it no longer makes the denominator 0, then we have a hole at $x = c$. Otherwise, we have a vertical asymptote.

EXAMPLE 4.1.2. Find the vertical asymptotes of, and/or holes in, the graphs of the following rational functions. Verify your answers using a graphing calculator.

1. $f(x) = \frac{2x}{x^2 - 3}$

3. $h(x) = \frac{x^2 - x - 6}{x^2 + 9}$

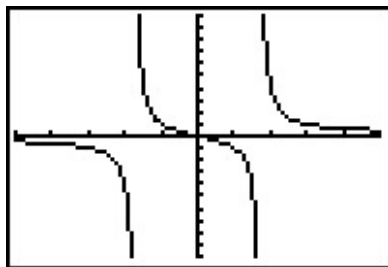
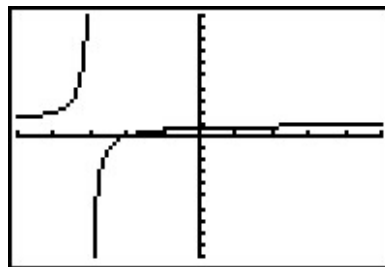
2. $g(x) = \frac{x^2 - x - 6}{x^2 - 9}$

4. $r(x) = \frac{x^2 - x - 6}{x^2 + 4x + 4}$

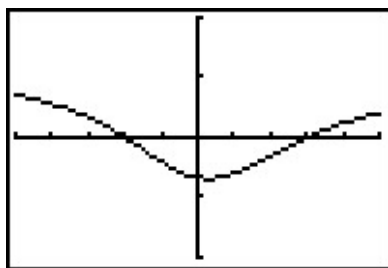
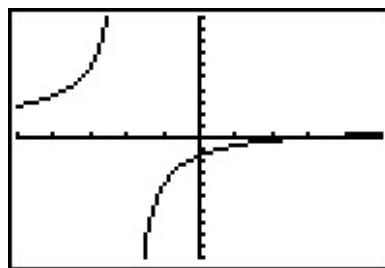
SOLUTION.

1. To use Theorem 4.1, we first find all of the real numbers which aren't in the domain of f . To do so, we solve $x^2 - 3 = 0$ and get $x = \pm\sqrt{3}$. Since the expression $f(x)$ is in lowest terms, there is no cancellation possible, and we conclude that the lines $x = -\sqrt{3}$ and $x = \sqrt{3}$ are vertical asymptotes to the graph of $y = f(x)$. The calculator verifies this claim.
2. Solving $x^2 - 9 = 0$ gives $x = \pm 3$. In lowest terms $g(x) = \frac{x^2 - x - 6}{x^2 - 9} = \frac{(x-3)(x+2)}{(x-3)(x+3)} = \frac{x+2}{x+3}$. Since $x = -3$ continues to make trouble in the denominator, we know the line $x = -3$ is a vertical asymptote of the graph of $y = g(x)$. Since $x = 3$ no longer produces a 0 in the denominator, we have a hole at $x = 3$. To find the y -coordinate of the hole, we substitute $x = 3$ into $\frac{x+2}{x+3}$

and find the hole is at $(3, \frac{5}{6})$. When we graph $y = g(x)$ using a calculator, we clearly see the vertical asymptote at $x = -3$, but everything seems calm near $x = 3$.

The graph of $y = f(x)$ The graph of $y = g(x)$

- The domain of h is all real numbers, since $x^2 + 9 = 0$ has no real solutions. Accordingly, the graph of $y = h(x)$ is devoid of both vertical asymptotes and holes.
- Setting $x^2 + 4x + 4 = 0$ gives us $x = -2$ as the only real number of concern. Simplifying, we see $r(x) = \frac{x^2 - x - 6}{x^2 + 4x + 4} = \frac{(x-3)(x+2)}{(x+2)^2} = \frac{x-3}{x+2}$. Since $x = -2$ continues to produce a 0 in the denominator of the reduced function, we know $x = -2$ is a vertical asymptote to the graph, which the calculator confirms.

The graph of $y = h(x)$ The graph of $y = r(x)$

□

Our next example gives us a physical interpretation of a vertical asymptote. This type of model arises from a family of equations cheerily named ‘doomsday’ equations.⁶ The unfortunate name will make sense shortly.

EXAMPLE 4.1.3. A mathematical model for the population P , in thousands, of a certain species of bacteria, t days after it is introduced to an environment is given by $P(t) = \frac{100}{(5-t)^2}$, $0 \leq t < 5$.

- Find and interpret $P(0)$.
- When will the population reach 100,000?

⁶This is a class of Calculus equations in which a population grows very rapidly.

3. Determine the behavior of P as $t \rightarrow 5^-$. Interpret this result graphically and within the context of the problem.

SOLUTION.

1. Substituting $t = 0$ gives $P(0) = \frac{100}{(5-0)^2} = 4$, which means 4000 bacteria are initially introduced into the environment.
2. To find when the population reaches 100,000, we first need to remember that $P(t)$ is measured in **thousands**. In other words, 100,000 bacteria corresponds to $P(t) = 100$. Substituting for $P(t)$ gives the equation $\frac{100}{(5-t)^2} = 100$. Clearing denominators and dividing by 100 gives $(5-t)^2 = 1$, which, after extracting square roots, produces $t = 4$ or $t = 6$. Of these two solutions, only $t = 4$ is in our domain, so this is the solution we keep. Hence, it takes 4 days for the population of bacteria to reach 100,000.
3. To determine the behavior of P as $t \rightarrow 5^-$, we can make a table

t	$P(t)$
4.9	10000
4.99	1000000
4.999	100000000
4.9999	10000000000

In other words, as $t \rightarrow 5^-$, $P(t) \rightarrow \infty$. Graphically, the line $t = 5$ is a vertical asymptote of the graph of $y = P(t)$. Physically, this means the population of bacteria is increasing without bound as we near 5 days, which cannot physically happen. For this reason, $t = 5$ is called the ‘doomsday’ for this population. There is no way any environment can support infinitely many bacteria, so shortly before $t = 5$ the environment would collapse. \square

Now that we have thoroughly investigated vertical asymptotes, we now turn our attention to horizontal asymptotes. The next theorem tells us when to expect horizontal asymptotes.

THEOREM 4.2. Location of Horizontal Asymptotes: Suppose r is a rational function and $r(x) = \frac{p(x)}{q(x)}$, where p and q are polynomial functions with leading coefficients a and b , respectively.

- If the degree of $p(x)$ is the same as the degree of $q(x)$, then $y = \frac{a}{b}$ is the^a horizontal asymptote of the graph of $y = r(x)$.
- If the degree of $p(x)$ is less than the degree of $q(x)$, then $y = 0$ is the horizontal asymptote of the graph of $y = r(x)$.
- If the degree of $p(x)$ is greater than the degree of $q(x)$, then the graph of $y = r(x)$ has no horizontal asymptotes.

^aThe use of the definite article will be justified momentarily.

Like Theorem 4.1, Theorem 4.2 is proved using Calculus. Nevertheless, we can understand the idea behind it using our example $f(x) = \frac{2x-1}{x+1}$. If we interpret $f(x)$ as a division problem, $(2x-1) \div (x+1)$, we find the quotient is 2 with a remainder of -3 . Using what we know about polynomial division, specifically Theorem 3.4, we get $2x - 1 = 2(x + 1) - 3$. Dividing both sides by $(x + 1)$ gives $\frac{2x-1}{x+1} = 2 - \frac{3}{x+1}$. (You may remember this as the formula for $g(x)$ in Example 4.1.1.) As x becomes unbounded in either direction, the quantity $\frac{3}{x+1}$ gets closer and closer to zero so that the values of $f(x)$ become closer and closer to 2. In symbols, as $x \rightarrow \pm\infty$, $f(x) \rightarrow 2$, and we have the result.⁷ Notice that the graph gets close to the same y value as $x \rightarrow -\infty$ or $x \rightarrow \infty$. This means that the graph can have only one horizontal asymptote if it is going to have one at all. Thus we were justified in using ‘the’ in the previous theorem. (By the way, using long division to determine the asymptote will serve us well in the next section so you might want to review that topic.)

Alternatively, we can use what we know about end behavior of polynomials to help us understand this theorem. From Theorem 3.2, we know the end behavior of a polynomial is determined by its leading term. Applying this to the numerator and denominator of $f(x)$, we get that as $x \rightarrow \pm\infty$, $f(x) = \frac{2x-1}{x+1} \approx \frac{2x}{x} = 2$. This last approach is useful in Calculus, and, indeed, is made rigorous there. (Keep this in mind for the remainder of this paragraph.) Applying this reasoning to the general case, suppose $r(x) = \frac{p(x)}{q(x)}$ where a is the leading coefficient of $p(x)$ and b is the leading coefficient of $q(x)$. As $x \rightarrow \pm\infty$, $r(x) \approx \frac{ax^n}{bx^m}$, where n and m are the degrees of $p(x)$ and $q(x)$, respectively. If the degree of $p(x)$ and the degree of $q(x)$ are the same, then $n = m$ so that $r(x) \approx \frac{a}{b}$, which means $y = \frac{a}{b}$ is the horizontal asymptote in this case. If the degree of $p(x)$ is less than the degree of $q(x)$, then $n < m$, so $m - n$ is a positive number, and hence, $r(x) \approx \frac{a}{bx^{m-n}} \rightarrow 0$ as $x \rightarrow \pm\infty$. If the degree of $p(x)$ is greater than the degree of $q(x)$, then $n > m$, and hence $n - m$ is a positive number and $r(x) \approx \frac{ax^{n-m}}{b}$, which becomes unbounded as $x \rightarrow \pm\infty$. As we said before, if a rational function has a horizontal asymptote, then it will have only one. (This is not true for other types of functions we shall see in later chapters.)

EXAMPLE 4.1.4. Determine the horizontal asymptotes, if any, of the graphs of the following functions. Verify your answers using a graphing calculator.

$$1. f(x) = \frac{5x}{x^2 + 1}$$

$$2. g(x) = \frac{x^2 - 4}{x + 1}$$

$$3. h(x) = \frac{6x^3 - 3x + 1}{5 - 2x^3}$$

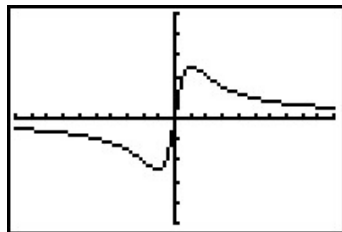
SOLUTION.

1. The numerator of $f(x)$ is $5x$, which is degree 1. The denominator of $f(x)$ is $x^2 + 1$, which is degree 2. Applying Theorem 4.2, $y = 0$ is the horizontal asymptote. Sure enough, as $x \rightarrow \pm\infty$, the graph of $y = f(x)$ gets closer and closer to the x -axis.
2. The numerator of $g(x)$, $x^2 - 4$, is degree 2, but the degree of the denominator, $x + 1$, is degree 1. By Theorem 4.2, there is no horizontal asymptote. From the graph, we see the graph of

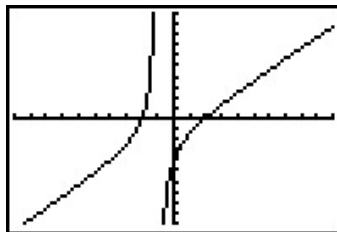
⁷Note that as $x \rightarrow -\infty$, $f(x) \rightarrow 2^+$, whereas as $x \rightarrow \infty$, $f(x) \rightarrow 2^-$. We write $f(x) \rightarrow 2$ if we are unconcerned from which direction the function values $f(x)$ approach the number 2.

$y = g(x)$ doesn't appear to level off to a constant value, so there is no horizontal asymptote.⁸

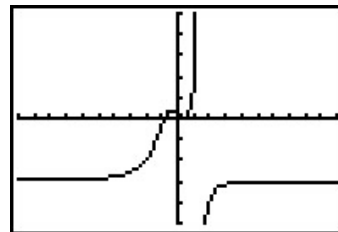
3. The degrees of the numerator and denominator of $h(x)$ are both three, so Theorem 4.2 tells us $y = \frac{6}{-2} = -3$ is the horizontal asymptote. The calculator confirms this.



The graph of $y = f(x)$



The graph of $y = g(x)$



The graph of $y = h(x)$

□

Our last example of the section gives us a real-world application of a horizontal asymptote. Though the population below is more accurately modeled with the functions in Chapter 6, we approximate it⁹ using a rational function.

EXAMPLE 4.1.5. The number of students, N , at local college who have had the flu t months after the semester begins can be modeled by the formula $N(t) = 500 - \frac{450}{1+3t}$ for $t \geq 0$.

1. Find and interpret $N(0)$.
2. How long will it take until 300 students will have had the flu?
3. Determine the behavior of N as $t \rightarrow \infty$. Interpret this result graphically and within the context of the problem.

SOLUTION.

1. $N(0) = 500 - \frac{450}{1+3(0)} = 50$. This means that at the beginning of the semester, 50 students have had the flu.
2. We set $N(t) = 300$ to get $500 - \frac{450}{1+3t} = 300$ and solve. Isolating the fraction gives $\frac{450}{1+3t} = 200$. Clearing denominators gives $450 = 200(1 + 3t)$. Finally, we get $t = \frac{5}{12}$. This means it will take $\frac{5}{12}$ months, or about 13 days, for 300 students to have had the flu.
3. To determine the behavior of N as $t \rightarrow \infty$, we can use a table.

⁸The graph does, however, seem to resemble a non-constant line as $x \rightarrow \pm\infty$. We will discuss this phenomenon in the next section.

⁹Using techniques you'll see in Calculus.

t	$N(t)$
10	≈ 485.48
100	≈ 498.50
1000	≈ 499.85
10000	≈ 499.98

The table suggests that as $t \rightarrow \infty$, $N(t) \rightarrow 500$. (More specifically, 500^- .) This means as time goes by, only a total of 500 students will have ever had the flu. \square

4.1.1 EXERCISES

1. For each rational function f given below:

- Find the domain of f .
- Identify any vertical asymptotes of the graph of $y = f(x)$ and describe the behavior of the graph near them using proper notation.
- Identify any holes in the graph.
- Find the horizontal asymptote, if it exists, and describe the end behavior of f using proper notation.

(a) $f(x) = \frac{x}{3x - 6}$

(e) $f(x) = \frac{x + 7}{(x + 3)^2}$

(i) $f(x) = \frac{x^2 - x - 12}{x^2 + x - 6}$

(b) $f(x) = \frac{3 + 7x}{5 - 2x}$

(f) $f(x) = \frac{x^3 + 1}{x^2 - 1}$

(j) $f(x) = \frac{3x^2 - 5x - 2}{x^2 - 9}$

(c) $f(x) = \frac{x}{x^2 + x - 12}$

(g) $f(x) = \frac{4x}{x^2 + 4}$

(k) $f(x) = \frac{x^3 + 2x^2 + x}{x^2 - x - 2}$

(d) $f(x) = \frac{x}{x^2 + 1}$

(h) $f(x) = \frac{4x}{x^2 - 4}$

2. In Exercise 11 in Section 1.5, the population of Sasquatch in Portage County was modeled by the function $P(t) = \frac{150t}{t+15}$, where $t = 0$ represents the year 1803. Find the horizontal asymptote of the graph of $y = P(t)$ and explain what it means.

3. In Exercise 8 in Section 3.1, we fit a few polynomial models to the following electric circuit data. (The circuit was built with a variable resistor. For each of the following resistance values (measured in kilo-ohms, $k\Omega$), the corresponding power to the load (measured in milliwatts, mW) is given in the table below.)¹⁰

Resistance: ($k\Omega$)	1.012	2.199	3.275	4.676	6.805	9.975
Power: (mW)	1.063	1.496	1.610	1.613	1.505	1.314

Using some fundamental laws of circuit analysis mixed with a healthy dose of algebra, we can derive the actual formula relating power to resistance. For this circuit, it is $P(x) = \frac{25x}{(x+3.9)^2}$, where x is the resistance value, $x \geq 0$.

- (a) Graph the data along with the function $y = P(x)$ on your calculator.
- (b) Approximate the maximum power that can be delivered to the load. What is the corresponding resistance value?
- (c) Find and interpret the end behavior of $P(x)$ as $x \rightarrow \infty$.

¹⁰The authors wish to thank Don Anthan and Ken White of Lakeland Community College for devising this problem and generating the accompanying data set.

4. In his now famous 1919 dissertation The Learning Curve Equation, Louis Leon Thurstone presents a rational function which models the number of words a person can type in four minutes as a function of the number of pages of practice one has completed. (This paper, which is now in the public domain and can be found [here](#), is from a bygone era when students at business schools took typing classes on manual typewriters.) Using his original notation and original language, we have $Y = \frac{L(X+P)}{(X+P)+R}$ where L is the predicted practice limit in terms of speed units, X is pages written, Y is writing speed in terms of words in four minutes, P is equivalent previous practice in terms of pages and R is the rate of learning. In Figure 5 of the paper, he graphs a scatter plot and the curve $Y = \frac{216(X+19)}{X+148}$. Discuss this equation with your classmates. How would you update the notation? Explain what the horizontal asymptote of the graph means. You should take some time to look at the original paper. Skip over the computations you don't understand yet and try to get a sense of the time and place in which the study was conducted.

4.1.2 ANSWERS

1. (a) $f(x) = \frac{x}{3x-6}$
 Domain: $(-\infty, 2) \cup (2, \infty)$
 Vertical asymptote: $x = 2$
 As $x \rightarrow 2^-$, $f(x) \rightarrow -\infty$
 As $x \rightarrow 2^+$, $f(x) \rightarrow \infty$
 No holes in the graph
 Horizontal asymptote: $y = \frac{1}{3}$
 As $x \rightarrow -\infty$, $f(x) \rightarrow \frac{1}{3}^-$
 As $x \rightarrow \infty$, $f(x) \rightarrow \frac{1}{3}^+$
- (b) $f(x) = \frac{3+7x}{5-2x}$
 Domain: $(-\infty, \frac{5}{2}) \cup (\frac{5}{2}, \infty)$
 Vertical asymptote: $x = \frac{5}{2}$
 As $x \rightarrow \frac{5}{2}^-$, $f(x) \rightarrow \infty$
 As $x \rightarrow \frac{5}{2}^+$, $f(x) \rightarrow -\infty$
 No holes in the graph
 Horizontal asymptote: $y = -\frac{7}{2}$
 As $x \rightarrow -\infty$, $f(x) \rightarrow -\frac{7}{2}^+$
 As $x \rightarrow \infty$, $f(x) \rightarrow -\frac{7}{2}^-$
- (c) $f(x) = \frac{x}{x^2+x-12} = \frac{x}{(x+4)(x-3)}$
 Domain: $(-\infty, -4) \cup (-4, 3) \cup (3, \infty)$
 Vertical asymptotes: $x = -4, x = 3$
 As $x \rightarrow -4^-$, $f(x) \rightarrow -\infty$
 As $x \rightarrow -4^+$, $f(x) \rightarrow \infty$
 As $x \rightarrow 3^-$, $f(x) \rightarrow -\infty$
 As $x \rightarrow 3^+$, $f(x) \rightarrow \infty$
 No holes in the graph
 Horizontal asymptote: $y = 0$
 As $x \rightarrow -\infty$, $f(x) \rightarrow 0^-$
 As $x \rightarrow \infty$, $f(x) \rightarrow 0^+$
- (d) $f(x) = \frac{x}{x^2+1}$
 Domain: $(-\infty, \infty)$
 No vertical asymptotes
 No holes in the graph
 Horizontal asymptote: $y = 0$
 As $x \rightarrow -\infty$, $f(x) \rightarrow 0^-$
 As $x \rightarrow \infty$, $f(x) \rightarrow 0^+$
- (e) $f(x) = \frac{x+7}{(x+3)^2}$
 Domain: $(-\infty, -3) \cup (-3, \infty)$
 Vertical asymptote: $x = -3$
 As $x \rightarrow -3^-$, $f(x) \rightarrow \infty$
 As $x \rightarrow -3^+$, $f(x) \rightarrow \infty$
 No holes in the graph
 Horizontal asymptote: $y = 0$
¹¹As $x \rightarrow -\infty$, $f(x) \rightarrow 0^-$
 As $x \rightarrow \infty$, $f(x) \rightarrow 0^+$
- (f) $f(x) = \frac{x^3+1}{x^2-1} = \frac{x^2-x+1}{x-1}$
 Domain: $(-\infty, -1) \cup (-1, 1) \cup (1, \infty)$
 Vertical asymptote: $x = 1$
 As $x \rightarrow 1^-$, $f(x) \rightarrow -\infty$
 As $x \rightarrow 1^+$, $f(x) \rightarrow \infty$
 Hole at $(-1, -\frac{3}{2})$
 No horizontal asymptote
 As $x \rightarrow -\infty$, $f(x) \rightarrow -\infty$
 As $x \rightarrow \infty$, $f(x) \rightarrow \infty$
- (g) $f(x) = \frac{4x}{x^2+4}$
 Domain: $(-\infty, \infty)$
 No vertical asymptotes
 No holes in the graph
 Horizontal asymptote: $y = 0$
 As $x \rightarrow -\infty$, $f(x) \rightarrow 0^-$
 As $x \rightarrow \infty$, $f(x) \rightarrow 0^+$

¹¹This is hard to see on the calculator, but trust me, the graph is below the x -axis to the left of $x = -7$.

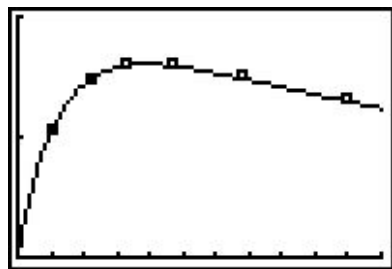
(h) $f(x) = \frac{4x}{x^2 - 4} = \frac{4x}{(x+2)(x-2)}$
 Domain: $(-\infty, -2) \cup (-2, 2) \cup (2, \infty)$
 Vertical asymptotes: $x = -2, x = 2$
 As $x \rightarrow -2^-, f(x) \rightarrow -\infty$
 As $x \rightarrow -2^+, f(x) \rightarrow \infty$
 As $x \rightarrow 2^-, f(x) \rightarrow -\infty$
 As $x \rightarrow 2^+, f(x) \rightarrow \infty$
 No holes in the graph
 Horizontal asymptote: $y = 0$
 As $x \rightarrow -\infty, f(x) \rightarrow 0^-$
 As $x \rightarrow \infty, f(x) \rightarrow 0^+$

(i) $f(x) = \frac{x^2 - x - 12}{x^2 + x - 6} = \frac{x - 4}{x - 2}$
 Domain: $(-\infty, -3) \cup (-3, 2) \cup (2, \infty)$
 Vertical asymptote: $x = 2$
 As $x \rightarrow 2^-, f(x) \rightarrow \infty$
 As $x \rightarrow 2^+, f(x) \rightarrow -\infty$
 Hole at $(-3, \frac{7}{5})$
 Horizontal asymptote: $y = 1$
 As $x \rightarrow -\infty, f(x) \rightarrow 1^+$
 As $x \rightarrow \infty, f(x) \rightarrow 1^-$

(j) $f(x) = \frac{3x^2 - 5x - 2}{x^2 - 9} = \frac{(3x+1)(x-2)}{(x+3)(x-3)}$
 Domain: $(-\infty, -3) \cup (-3, 3) \cup (3, \infty)$
 Vertical asymptotes: $x = -3, x = 3$
 As $x \rightarrow -3^-, f(x) \rightarrow \infty$
 As $x \rightarrow -3^+, f(x) \rightarrow -\infty$
 As $x \rightarrow 3^-, f(x) \rightarrow -\infty$
 As $x \rightarrow 3^+, f(x) \rightarrow \infty$
 No holes in the graph
 Horizontal asymptote: $y = 3$
 As $x \rightarrow -\infty, f(x) \rightarrow 3^+$
 As $x \rightarrow \infty, f(x) \rightarrow 3^-$

(k) $f(x) = \frac{x^3 + 2x^2 + x}{x^2 - x - 2} = \frac{x(x+1)}{x-2}$
 Domain: $(-\infty, -1) \cup (-1, 2) \cup (2, \infty)$
 Vertical asymptote: $x = 2$
 As $x \rightarrow 2^-, f(x) \rightarrow -\infty$
 As $x \rightarrow 2^+, f(x) \rightarrow \infty$
 Hole at $(-1, 0)$
 No horizontal asymptote
 As $x \rightarrow -\infty, f(x) \rightarrow -\infty$
 As $x \rightarrow \infty, f(x) \rightarrow \infty$

2. The horizontal asymptote of the graph of $P(t) = \frac{150t}{t+15}$ is $y = 150$ and it means that the model predicts the population of Sasquatch in Portage County will never exceed 150.

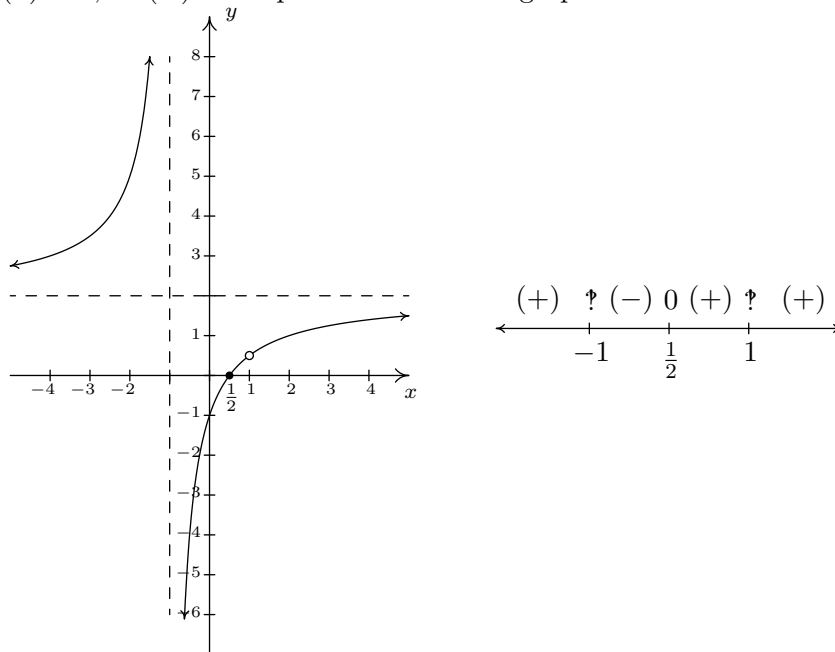


3. (a)
- (b) The maximum power is approximately 1.603 mW which corresponds to $3.9 \text{ k}\Omega$.
- (c) As $x \rightarrow \infty, P(x) \rightarrow 0^+$ which means as the resistance increases without bound, the power diminishes to zero.

4.2 GRAPHS OF RATIONAL FUNCTIONS

In this section, we take a closer look at graphing rational functions. In Section 4.1, we learned that the graphs of rational functions may include vertical asymptotes, holes in the graph, and horizontal asymptotes. Theorems 4.1 and 4.2 tell us exactly when and where these behaviors will occur, and if we combine these results with what we already know about graphing functions, we will quickly be able to generate reasonable graphs of rational functions.

One of the standard tools we will use is the sign diagram which was first introduced in Section 2.4, and then revisited in Section 3.1. In those sections, we operated under the belief that a function couldn't change its sign without its graph crossing through the x -axis. The major theorem we used to justify this belief was the Intermediate Value Theorem, Theorem 3.1. It turns out the Intermediate Value Theorem applies to all **continuous** functions,¹ not just polynomials. Although rational functions are continuous on their domains,² Theorem 4.1 tells us vertical asymptotes and holes occur at the values excluded from their domains. In other words, rational functions aren't continuous at these excluded values which leaves open the possibility that the function could change sign **without** crossing through the x -axis. Consider the graph of $y = h(x)$ from Example 4.1.1, recorded below for convenience. We have added its x -intercept at $(\frac{1}{2}, 0)$ for the discussion that follows. Suppose we wish to construct a sign diagram for $h(x)$. Recall that the intervals where $h(x) > 0$, or (+), correspond to the x -values where the graph of $y = h(x)$ is **above** the x -axis; the intervals on which $h(x) < 0$, or (-) correspond to where the graph is **below** the x -axis.



As we examine the graph of $y = h(x)$, reading from left to right, we note that from $(-\infty, -1)$,

¹Recall that, for our purposes, this means the graphs are devoid of any breaks, jumps or holes

²Another result from Calculus.

the graph is above the x -axis, so $h(x)$ is (+) there. At $x = -1$, we have a vertical asymptote, at which point the graph ‘jumps’ across the x -axis. On the interval $(-1, \frac{1}{2})$, the graph is below the x -axis, so $h(x)$ is (-) there. The graph crosses through the x -axis at $(\frac{1}{2}, 0)$ and remains above the x -axis until $x = 1$, where we have a ‘hole’ in the graph. Since $h(1)$ is undefined, there is no sign here. So we have $h(x)$ as (+) on the interval $(\frac{1}{2}, 1)$. Continuing, we see that on $(1, \infty)$, the graph of $y = h(x)$ is above the x -axis, and so we mark (+) there. To construct a sign diagram from this information, we not only need to denote the zero of h , but also the places not in the domain of h . As is our custom, we write ‘0’ above $\frac{1}{2}$ on the sign diagram to remind us that it is a zero of h . We need a different notation for -1 and 1 , and we have chosen to use ‘?’ - a nonstandard symbol called the [interrobang](#). We use this symbol to convey a sense of surprise, caution, and wonderment - an appropriate attitude to take when approaching these points. The moral of the story is that when constructing sign diagrams for rational functions, we include the zeros as well as the values excluded from the domain.

Steps for Constructing a Sign Diagram for a Rational Function

Suppose r is a rational function.

1. Place any values excluded from the domain of r on the number line with an ‘?’ above them.
2. Find the zeros of r and place them on the number line with the number 0 above them.
3. Choose a test value in each of the intervals determined in steps 1 and 2.
4. Determine the sign of $r(x)$ for each test value in step 3, and write that sign above the corresponding interval.

We now present our procedure for graphing rational functions and apply it to a few exhaustive examples. Please note that we decrease the amount of detail given in the explanations as we move through the examples. The reader should be able to fill in any details in those steps which we have abbreviated.

Steps for Graphing Rational Functions

Suppose r is a rational function.

1. Find the domain of r .
2. Reduce $r(x)$ to lowest terms, if applicable.
3. Find the x - and y -intercepts of the graph of $y = r(x)$, if they exist.
4. Determine the location of any vertical asymptotes or holes in the graph, if they exist. Analyze the behavior of r on either side of the vertical asymptotes, if applicable.
5. Analyze the end behavior of r . Use long division, as needed.
6. Use a sign diagram and plot additional points, as needed, to sketch the graph of $y = r(x)$.

EXAMPLE 4.2.1. Sketch a detailed graph of $f(x) = \frac{3x}{x^2 - 4}$.

SOLUTION. We follow the six step procedure outlined above.

1. As usual, we set the denominator equal to zero to get $x^2 - 4 = 0$. We find $x = \pm 2$, so our domain is $(-\infty, -2) \cup (-2, 2) \cup (2, \infty)$.
2. To reduce $f(x)$ to lowest terms, we factor the numerator and denominator which yields $f(x) = \frac{3x}{(x-2)(x+2)}$. There are no common factors which means $f(x)$ is already in lowest terms.
3. To find the x -intercepts of the graph of $y = f(x)$, we set $y = f(x) = 0$. Solving $\frac{3x}{(x-2)(x+2)} = 0$ results in $x = 0$. Since $x = 0$ is in our domain, $(0, 0)$ is the x -intercept. To find the y -intercept, we set $x = 0$ and find $y = f(0) = 0$, so that $(0, 0)$ is our y -intercept as well.³
4. The two numbers excluded from the domain of f are $x = -2$ and $x = 2$. Since $f(x)$ didn't reduce at all, both of these values of x still cause trouble in the denominator, and so, by Theorem 4.1, $x = -2$ and $x = 2$ are vertical asymptotes of the graph. We can actually go a step farther at this point and determine exactly how the graph approaches the asymptote near each of these values. Though not absolutely necessary,⁴ it is good practice for those heading off to Calculus. For the discussion that follows, it is best to use the factored form of $f(x) = \frac{3x}{(x-2)(x+2)}$.

- *The behavior of $y = f(x)$ as $x \rightarrow -2$:* Suppose $x \rightarrow -2^-$. If we were to build a table of values, we'd use x -values a little less than -2 , say -2.1 , -2.01 and -2.001 . While there is no harm in actually building a table like we did in Section 4.1, we want to develop a 'number sense' here. Let's think about each factor in the formula of $f(x)$ as we imagine substituting a number like $x = -2.000001$ into $f(x)$. The quantity $3x$ would be very close to -6 , the quantity $(x - 2)$ would be very close to -4 , and the factor $(x + 2)$ would be very close to 0 . More specifically, $(x + 2)$ would be a little less than 0 , in this case, -0.000001 . We will call such a number a 'very small (-)', 'very small' meaning close to zero in absolute value. So, mentally, as $x \rightarrow -2^-$, we estimate

$$f(x) = \frac{3x}{(x-2)(x+2)} \approx \frac{-6}{(-4)(\text{very small } (-))} = \frac{3}{2(\text{very small } (-))}$$

Now, the closer x gets to -2 , the smaller $(x + 2)$ will become, and so even though we are multiplying our 'very small (-)' by 2 , the denominator will continue to get smaller and smaller, and remain negative. The result is a fraction whose numerator is positive, but whose denominator is very small and negative. Mentally,

$$f(x) \approx \frac{3}{2(\text{very small } (-))} \approx \frac{3}{\text{very small } (-)} \approx \text{very big } (-)$$

³As we mentioned at least once earlier, since functions can have at most one y -intercept, once we find $(0, 0)$ is on the graph, we know it is the y -intercept.

⁴The sign diagram in step 6 will also determine the behavior near the vertical asymptotes.

The term ‘very big (-)’ means a number with a large absolute value which is negative.⁵ What all of this means is that as $x \rightarrow -2^-$, $f(x) \rightarrow -\infty$. Now suppose we wanted to determine the behavior of $f(x)$ as $x \rightarrow -2^+$. If we imagine substituting something a little larger than -2 in for x , say -1.999999 , we mentally estimate

$$f(x) \approx \frac{-6}{(-4) \text{ (very small (+))}} = \frac{3}{2 \text{ (very small (+))}} \approx \frac{3}{\text{very small (+)}} \approx \text{very big (+)}$$

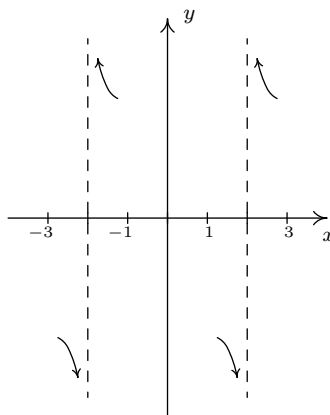
We conclude that as $x \rightarrow -2^+$, $f(x) \rightarrow \infty$.

- *The behavior of $y = f(x)$ as $x \rightarrow 2$:* Consider $x \rightarrow 2^-$. We imagine substituting $x = 1.999999$. Approximating $f(x)$ as we did above, we get

$$f(x) \approx \frac{6}{(\text{very small (-)}) (4)} = \frac{3}{2 \text{ (very small (-))}} \approx \frac{3}{\text{very small (-)}} \approx \text{very big (-)}$$

We conclude that as $x \rightarrow 2^-$, $f(x) \rightarrow -\infty$. Similarly, as $x \rightarrow 2^+$, we imagine substituting $x = 2.000001$, we get $f(x) \approx \frac{3}{\text{very small (+)}} \approx \text{very big (+)}$. So as $x \rightarrow 2^+$, $f(x) \rightarrow \infty$.

Graphically, we have that near $x = -2$ and $x = 2$ the graph of $y = f(x)$ looks like⁶



5. Next, we determine the end behavior of the graph of $y = f(x)$. Since the degree of the numerator is 1, and the degree of the denominator is 2, Theorem 4.2 tells us that $y = 0$ is the horizontal asymptote. As with the vertical asymptotes, we can glean more detailed information using ‘number sense’. For the discussion below, we use the formula $f(x) = \frac{3x}{x^2-4}$.

- *The behavior of $y = f(x)$ as $x \rightarrow -\infty$:* If we were to make a table of values to discuss the behavior of f as $x \rightarrow -\infty$, we would substitute very ‘large’ negative numbers in for x , say, for example, $x = -1$ billion. The numerator $3x$ would then be -3 billion, whereas

⁵The actual retail value of $f(-2.000001)$ is approximately $-1,500,000$.

⁶We have deliberately left off the labels on the y -axis because we know only the behavior near $x = \pm 2$, not the actual function values.

the denominator $x^2 - 4$ would be $(-1 \text{ billion})^2 - 4$, which is pretty much the same as $1(\text{billion})^2$. Hence,

$$f(-1 \text{ billion}) \approx \frac{-3 \text{ billion}}{1(\text{billion})^2} \approx -\frac{3}{\text{billion}} \approx \text{very small } (-)$$

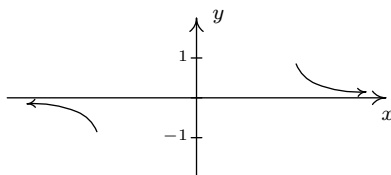
Notice that if we substituted in $x = -1$ trillion, essentially the same kind of cancellation would happen, and we would be left with an even ‘smaller’ negative number. This not only confirms the fact that as $x \rightarrow -\infty$, $f(x) \rightarrow 0$, it tells us that $f(x) \rightarrow 0^-$. In other words, the graph of $y = f(x)$ is a little bit **below** the x -axis as we move to the far left.

- *The behavior of $y = f(x)$ as $x \rightarrow \infty$:* On the flip side, we can imagine substituting very large positive numbers in for x and looking at the behavior of $f(x)$. For example, let $x = 1$ billion. Proceeding as before, we get

$$f(1 \text{ billion}) \approx \frac{3 \text{ billion}}{1(\text{billion})^2} \approx \frac{3}{\text{billion}} \approx \text{very small } (+)$$

The larger the number we put in, the smaller the positive number we would get out. In other words, as $x \rightarrow \infty$, $f(x) \rightarrow 0^+$, so the graph of $y = f(x)$ is a little bit **above** the x -axis as we look toward the far right.

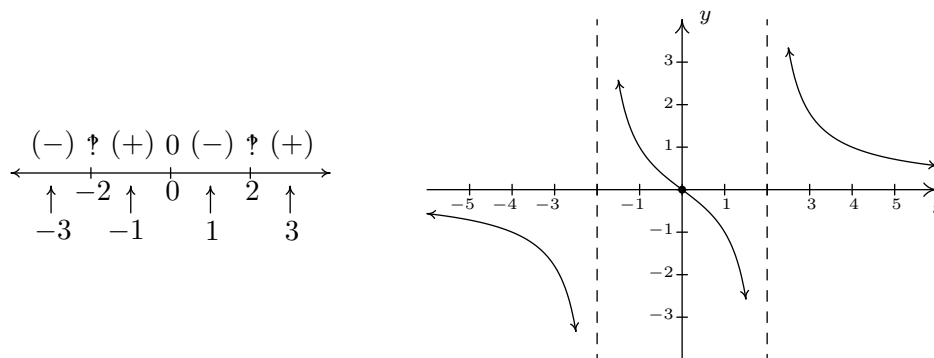
Graphically, we have⁷



6. Lastly, we construct a sign diagram for $f(x)$. The x -values excluded from the domain of f are $x = \pm 2$, and the only zero of f is $x = 0$. Displaying these appropriately on the number line gives us four test intervals, and we choose the test values⁸ we $x = -3$, $x = -1$, $x = 1$, and $x = 3$. We find $f(-3)$ is $(-)$, $f(-1)$ is $(+)$, $f(1)$ is $(-)$, and $f(3)$ is $(+)$. Combining this with our previous work, we get the graph of $y = f(x)$ below.

⁷As with the vertical asymptotes in the previous step, we know only the behavior of the graph as $x \rightarrow \pm\infty$. For that reason, we provide no x -axis labels.

⁸In this particular case, we can eschew test values, since our analysis of the behavior of f near the vertical asymptotes and our end behavior analysis have given us the signs on each of the test intervals. In general, however, this won't always be the case, so for demonstration purposes, we continue with our usual construction.



□

A couple of notes are in order. First, the graph of $y = f(x)$ certainly seems to possess symmetry with respect to the origin. In fact, we can check $f(-x) = -f(x)$ to see that f is an odd function. In some textbooks, checking for symmetry is part of the standard procedure for graphing rational functions; but since it happens comparatively rarely⁹ we'll just point it out when we see it. Also note that while $y = 0$ is the horizontal asymptote, the graph of f nevertheless crosses the x -axis at $(0, 0)$. The myth that graphs of rational functions can't cross their horizontal asymptotes is completely false, as we shall see again in our next example.

EXAMPLE 4.2.2. Sketch a detailed graph of $g(x) = \frac{2x^2 - 3x - 5}{x^2 - x - 6}$.

SOLUTION.

1. Setting $x^2 - x - 6 = 0$ gives $x = -2$ and $x = 3$. Our domain is $(-\infty, -2) \cup (-2, 3) \cup (3, \infty)$.
2. Factoring $g(x)$ gives $g(x) = \frac{(2x-5)(x+1)}{(x-3)(x+2)}$. There is no cancellation, so $g(x)$ is in lowest terms.
3. To find the x -intercept we set $y = g(x) = 0$. Using the factored form of $g(x)$ above, we find the zeros to be the solutions of $(2x - 5)(x + 1) = 0$. We obtain $x = \frac{5}{2}$ and $x = -1$. Since both of these numbers are in the domain of g , we have two x -intercepts, $(\frac{5}{2}, 0)$ and $(-1, 0)$. To find the y -intercept, we set $x = 0$ and find $y = g(0) = \frac{5}{6}$, so our y -intercept is $(0, \frac{5}{6})$.
4. Since $g(x)$ was given to us in lowest terms, we have, once again by Theorem 4.1 vertical asymptotes $x = -2$ and $x = 3$. Keeping in mind $g(x) = \frac{(2x-5)(x+1)}{(x-3)(x+2)}$, we proceed to our analysis near each of these values.

- *The behavior of $y = g(x)$ as $x \rightarrow -2$:* As $x \rightarrow -2^-$, we imagine substituting a number a little bit less than -2 . We have

$$g(x) \approx \frac{(-9)(-1)}{(-5)(\text{very small } (-))} \approx \frac{9}{\text{very small } (+)} \approx \text{very big } (+)$$

⁹And Jeff doesn't think much of it to begin with...

so as $x \rightarrow -2^-$, $g(x) \rightarrow \infty$. On the flip side, as $x \rightarrow -2^+$, we get

$$g(x) \approx \frac{9}{\text{very small } (-)} \approx \text{very big } (-)$$

so $g(x) \rightarrow -\infty$.

- *The behavior of $y = g(x)$ as $x \rightarrow 3$:* As $x \rightarrow 3^-$, we imagine plugging in a number just shy of 3. We have

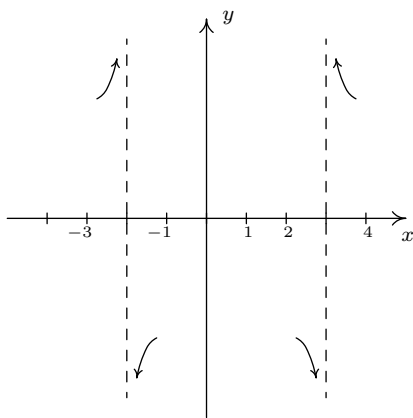
$$g(x) \approx \frac{(1)(4)}{(\text{very small } (-))(5)} \approx \frac{4}{\text{very small } (-)} \approx \text{very big } (-)$$

Hence, as $x \rightarrow 3^-$, $g(x) \rightarrow -\infty$. As $x \rightarrow 3^+$, we get

$$g(x) \approx \frac{4}{\text{very small } (+)} \approx \text{very big } (+)$$

so $g(x) \rightarrow \infty$.

Graphically, we have (again, without labels on the y -axis)



5. Since the degrees of the numerator and denominator of $g(x)$ are the same, we know from Theorem 4.2 that we can find the horizontal asymptote of the graph of g by taking the ratio of the leading terms coefficients, $y = \frac{2}{1} = 2$. However, if we take the time to do a more detailed analysis, we will be able to reveal some ‘hidden’ behavior which would be lost otherwise.¹⁰ As in the discussion following Theorem 4.2, we use the result of the long division $(2x^2 - 3x - 5) \div (x^2 - x - 6)$ to rewrite $g(x) = \frac{2x^2 - 3x - 5}{x^2 - x - 6}$ as $g(x) = 2 - \frac{x-7}{x^2-x-6}$. We focus our attention on the term $\frac{x-7}{x^2-x-6}$.

¹⁰That is, if you use a calculator to graph. Once again, Calculus is the ultimate graphing power tool.

- *The behavior of $y = g(x)$ as $x \rightarrow -\infty$:* If imagine substituting $x = -1$ billion into $\frac{x-7}{x^2-x-6}$, we estimate $\frac{x-7}{x^2-x-6} \approx \frac{-1 \text{ billion}}{1 \text{ billion}^2} \approx \text{very small } (-)$.¹¹ Hence,

$$g(x) = 2 - \frac{x-7}{x^2-x-6} \approx 2 - \text{very small } (-) = 2 + \text{very small } (+)$$

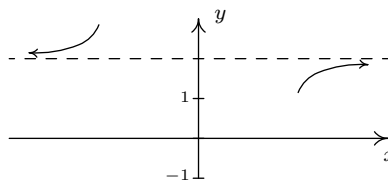
In other words, as $x \rightarrow -\infty$, the graph of $y = g(x)$ is a little bit **above** the line $y = 2$.

- *The behavior of $y = g(x)$ as $x \rightarrow \infty$.* To consider $\frac{x-7}{x^2-x-6}$ as $x \rightarrow \infty$, we imagine substituting $x = 1$ billion and, going through the usual mental routine, find

$$\frac{x-7}{x^2-x-6} \approx \text{very small } (+)$$

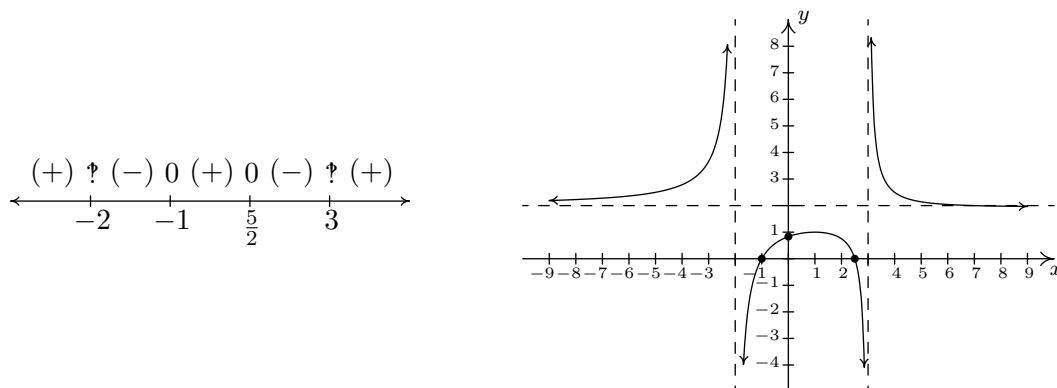
Hence, $g(x) \approx 2 - \text{very small } (+)$, in other words, the graph of $y = g(x)$ is just **below** the line $y = 2$ as $x \rightarrow \infty$.

On $y = g(x)$, we have (again, without labels on the x -axis)



6. Finally we construct our sign diagram. We place an ‘?’ above $x = -2$ and $x = 3$, and a ‘0’ above $x = \frac{5}{2}$ and $x = -1$. Choosing test values in the test intervals gives us $f(x)$ is (+) on the intervals $(-\infty, -2)$, $(-1, \frac{5}{2})$, and $(3, \infty)$, and (-) on the intervals $(-2, -1)$ and $(\frac{5}{2}, 3)$. As we piece together all of the information, we note that the graph must cross the horizontal asymptote at some point after $x = 3$ in order for it to approach $y = 2$ from underneath. This is the subtlety that we would have missed had we skipped the long division and subsequent end behavior analysis. We can, in fact, find exactly when the graph crosses $y = 2$. As a result of the long division, we have $g(x) = 2 - \frac{x-7}{x^2-x-6}$. For $g(x) = 2$, we would need $\frac{x-7}{x^2-x-6} = 0$. This gives $x - 7 = 0$, or $x = 7$. Note that $x - 7$ is the remainder when $2x^2 - 3x - 5$ is divided by $x^2 - x - 6$, and so it makes sense that for $g(x)$ to equal the quotient 2, the remainder from the division must be 0. Sure enough, we find $g(7) = 2$. Moreover, it stands to reason that g must attain a relative minimum at some point past $x = 7$. Calculus verifies that at $x = 13$, we have such a minimum at exactly $(13, 1.96)$. The reader is challenged to find calculator windows which show the graph crossing its horizontal asymptote on one window, and the relative minimum in the other.

¹¹In the denominator, we would have $(1 \text{ billion})^2 - 1 \text{ billion} - 6$. It’s easy to see why the 6 is insignificant, but to ignore the 1 billion seems criminal. However, compared to $(1 \text{ billion})^2$, it’s on the insignificant side; it’s 10^{18} versus 10^9 . We are once again using the fact that for polynomials, end behavior is determined by the leading term, so in the denominator, the x^2 term wins out over the x term.



□

Our next example gives us not only a hole in the graph, but also some slightly different end behavior.

EXAMPLE 4.2.3. Sketch a detailed graph of $h(x) = \frac{2x^3 + 5x^2 + 4x + 1}{x^2 + 3x + 2}$.

SOLUTION.

1. For domain, you know the drill. Solving $x^2 + 3x + 2 = 0$ gives $x = -2$ and $x = -1$. Our answer is $(-\infty, -2) \cup (-2, -1) \cup (-1, \infty)$.
2. To reduce $h(x)$, we need to factor the numerator and denominator. To factor the numerator, we use the techniques¹² set forth in Section 3.3 and we get

$$h(x) = \frac{2x^3 + 5x^2 + 4x + 1}{x^2 + 3x + 2} = \frac{(2x + 1)(x + 1)^2}{(x + 2)(x + 1)} = \frac{(2x + 1)(x + 1)^{\cancel{2}}}{(x + 2)(\cancel{x + 1})} = \frac{(2x + 1)(x + 1)}{x + 2}$$

We will use this reduced formula for $h(x)$ as long as we're not substituting $x = -1$. To make this exclusion specific, we write $h(x) = \frac{(2x+1)(x+1)}{x+2}$, $x \neq -1$.

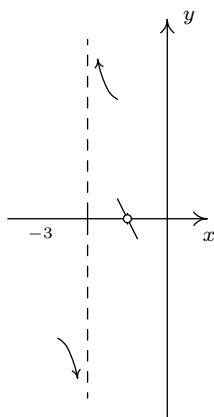
3. To find the x -intercepts, as usual, we set $h(x) = 0$ and solve. Solving $\frac{(2x+1)(x+1)}{x+2} = 0$ yields $x = -\frac{1}{2}$ and $x = -1$. The latter isn't in the domain of h , so we exclude it. Our only x -intercept is $(-\frac{1}{2}, 0)$. To find the y -intercept, we set $x = 0$. Since $0 \neq -1$, we can use the reduced formula for $h(x)$ and we get $h(0) = \frac{1}{2}$ for a y -intercept of $(0, \frac{1}{2})$.
4. From Theorem 4.1, we know that since $x = -2$ still poses a threat in the denominator of the reduced function, we have a vertical asymptote there. As for $x = -1$, we note the factor $(x + 1)$ was canceled from the denominator when we reduced $h(x)$, and so it no longer causes trouble there. This means we get a hole when $x = -1$. To find the y -coordinate of the hole, we substitute $x = -1$ into $\frac{(2x+1)(x+1)}{x+2}$, per Theorem 4.1 and get 0. Hence, we have a hole on

¹²Bet you never thought you'd never see **that** stuff again before the Final Exam!

the x -axis at $(-1, 0)$. It should make you uncomfortable plugging $x = -1$ into the reduced formula for $h(x)$, especially since we've made such a big deal concerning the stipulation about not letting $x = -1$ for that formula. What we are really doing is taking a Calculus short-cut to the more detailed kind of analysis near $x = -1$ which we will show below. Speaking of which, for the discussion that follows, we will use the formula $h(x) = \frac{(2x+1)(x+1)}{x+2}$, $x \neq -1$.

- *The behavior of $y = h(x)$ as $x \rightarrow -2$:* As $x \rightarrow -2^-$, we imagine substituting a number a little bit less than -2 . We have $h(x) \approx \frac{(-3)(-1)}{(\text{very small } (-))} \approx \frac{3}{(\text{very small } (-))} \approx \text{very big } (-)$ and so as $x \rightarrow -2^-$, $h(x) \rightarrow -\infty$. On the other side of -2 , as $x \rightarrow -2^+$, we find that $h(x) \approx \frac{3}{\text{very small } (+)} \approx \text{very big } (+)$, so $h(x) \rightarrow \infty$.
- *The behavior of $y = h(x)$ as $x \rightarrow -1$.* As $x \rightarrow -1^-$, we imagine plugging in a number a bit less than $x = -1$. We have $h(x) \approx \frac{(-1)(\text{very small } (-))}{1} = \text{very small } (+)$. Hence, as $x \rightarrow -1^-$, $h(x) \rightarrow 0^+$. This means, as $x \rightarrow -1^-$, the graph is a bit above the point $(-1, 0)$. As $x \rightarrow -1^+$, we get $h(x) \approx \frac{(-1)(\text{very small } (+))}{1} = \text{very small } (-)$. This gives us that as $x \rightarrow -1^+$, $h(x) \rightarrow 0^-$, so the graph is a little bit lower than $(-1, 0)$ here.

Graphically, we have

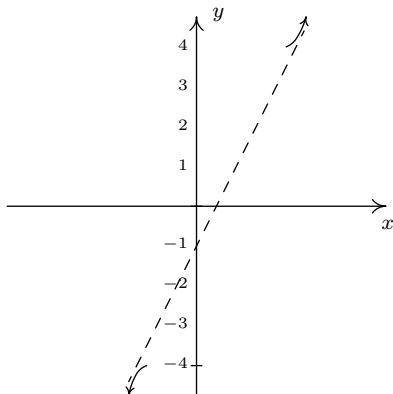


5. For end behavior, we note that the degree of the numerator of $h(x)$, $2x^3 + 5x^2 + 4x + 1$ is 3, and the degree of the denominator, $x^2 + 3x + 2$, is 2. Theorem 4.2 is of no help here, since the degree of the numerator is greater than the degree of the denominator. That won't stop us, however, in our analysis. Since for end behavior we are considering values of x as $x \rightarrow \pm\infty$, we are far enough away from $x = -1$ to use the reduced formula, $h(x) = \frac{(2x+1)(x+1)}{x+2}$, $x \neq -1$. To perform long division, we multiply out the numerator and get $h(x) = \frac{2x^2+3x+1}{x+2}$, $x \neq -1$, and, as a result, we rewrite $h(x) = 2x - 1 + \frac{3}{x+2}$, $x \neq -1$. As in the previous example, we focus our attention on the term generated from the remainder, $\frac{3}{x+2}$.

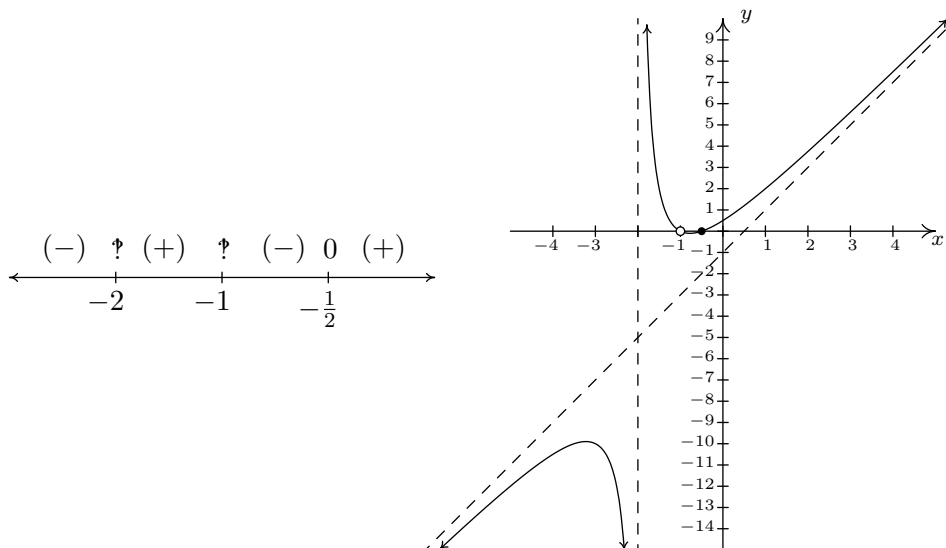
- *The behavior of $y = h(x)$ as $x \rightarrow -\infty$:* Substituting $x = -1$ billion into $\frac{3}{x+2}$, we get the estimate $\frac{3}{-1 \text{ billion}} \approx \text{very small } (-)$. Hence, $h(x) = 2x - 1 + \frac{3}{x+2} \approx 2x - 1 + \text{very small } (-)$. This means the graph of $y = h(x)$ is a little bit **below** the line $y = 2x - 1$ as $x \rightarrow -\infty$.

- *The behavior of $y = h(x)$ as $x \rightarrow \infty$:* If $x \rightarrow \infty$, then $\frac{3}{x+2} \approx$ very small (+). This means $h(x) \approx 2x - 1 +$ very small (+), or that the graph of $y = h(x)$ is a little bit **above** the line $y = 2x - 1$ as $x \rightarrow \infty$.

This is end behavior unlike any we've ever seen. Instead of approaching a horizontal line, the graph is approaching a slanted line. For this reason, $y = 2x - 1$ is called a **slant asymptote**¹³ of the graph of $y = h(x)$. A slant asymptote will always arise when the degree of the numerator is exactly one more than the degree of the denominator, and there's no way to determine exactly what it is without going through the long division. Graphically we have



6. To make our sign diagram, we place an ‘?’ above $x = -2$ and $x = -1$ and a ‘0’ above $x = -\frac{1}{2}$. On our four test intervals, we find $h(x)$ is (+) on $(-2, -1)$ and $(-\frac{1}{2}, \infty)$ and $h(x)$ is (-) on $(-\infty, -2)$ and $(-1, -\frac{1}{2})$. Putting all of our work together yields the graph below.



¹³Also called an ‘oblique’ asymptote in some texts.

We could ask whether the graph of $y = h(x)$ crosses its slant asymptote. From the formula $h(x) = 2x - 1 + \frac{3}{x+2}$, $x \neq -1$, we see that if $h(x) = 2x - 1$, we would have $\frac{3}{x+2} = 0$. Since this will never happen, we conclude the graph never crosses its slant asymptote.¹⁴ \square

We end this section with an example that shows it's not all pathological weirdness when it comes to rational functions and technology still has a role to play in studying their graphs at this level.

EXAMPLE 4.2.4. Sketch the graph of $r(x) = \frac{x^4 + 1}{x^2 + 1}$.

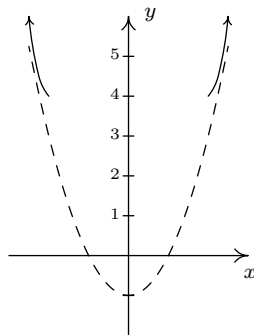
SOLUTION.

1. The denominator $x^2 + 1$ is never zero so the domain is $(-\infty, \infty)$.
2. With no real zeros in the denominator, $x^2 + 1$ is an irreducible quadratic. Our only hope of reducing $r(x)$ is if $x^2 + 1$ is a factor of $x^4 + 1$. Performing long division gives us

$$\frac{x^4 + 1}{x^2 + 1} = x^2 - 1 + \frac{2}{x^2 + 1}$$

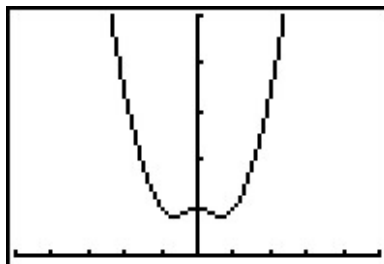
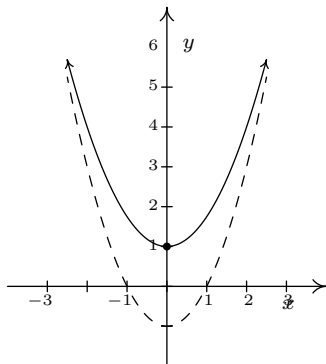
The remainder is not zero so $r(x)$ is already reduced.

3. To find the x -intercept, we'd set $r(x) = 0$. Since there are no real solutions to $\frac{x^4+1}{x^2+1} = 0$, we have no x -intercepts. Since $r(0) = 1$, so we get $(0, 1)$ for the y -intercept.
4. This step doesn't apply to r , since its domain is all real numbers.
5. For end behavior, once again, since the degree of the numerator is greater than that of the denominator, Theorem 4.2 doesn't apply. We know from our attempt to reduce $r(x)$ that we can rewrite $r(x) = x^2 - 1 + \frac{2}{x^2+1}$, and so we focus our attention on the term corresponding to the remainder, $\frac{2}{x^2+1}$. It should be clear that as $x \rightarrow \pm\infty$, $\frac{2}{x^2+1} \approx$ very small (+), which means $r(x) \approx x^2 - 1 +$ very small (+). So the graph $y = r(x)$ is a little bit **above** the graph of the parabola $y = x^2 - 1$ as $x \rightarrow \pm\infty$. Graphically,



¹⁴But rest assured, some graphs do!

6. There isn't much work to do for a sign diagram for $r(x)$, since its domain is all real numbers and it has no zeros. Our sole test interval is $(-\infty, \infty)$, and since we know $r(0) = 1$, we conclude $r(x)$ is (+) for all real numbers. At this point, we don't have much to go on for a graph. Below is a comparison of what we have determined analytically versus what the calculator shows us. We have no way to detect the relative extrema analytically¹⁵ apart from brute force plotting of points, which is done more efficiently by the calculator.



□

¹⁵Without appealing to Calculus, of course.

4.2.1 EXERCISES

1. Find the slant asymptote of the graph of the rational function.

$$(a) f(x) = \frac{x^3 - 3x + 1}{x^2 + 1}$$

$$(c) f(x) = \frac{-5x^4 - 3x^3 + x^2 - 10}{x^3 - 3x^2 + 3x - 1}$$

$$(b) f(x) = \frac{2x^2 + 5x - 3}{3x + 2}$$

$$(d) f(x) = \frac{-x^3 + 4x}{x^2 - 9}$$

2. Use the six-step procedure to graph each rational function given. Be sure to draw any asymptotes as dashed lines.

$$(a) f(x) = \frac{4}{x + 2}$$

$$(h) f(x) = \frac{4x}{x^2 - 4}$$

$$(b) f(x) = \frac{5x}{6 - 2x}$$

$$(i) f(x) = \frac{x^2 - x - 12}{x^2 + x - 6}$$

$$(c) f(x) = \frac{1}{x^2}$$

$$(j) f(x) = \frac{3x^2 - 5x - 2}{x^2 - 9}$$

$$(d) f(x) = \frac{1}{x^2 + x - 12}$$

$$(k) f(x) = \frac{x^3 + 2x^2 + x}{x^2 - x - 2}$$

$$(e) f(x) = \frac{2x - 1}{-2x^2 - 5x + 3}$$

$$(l) f(x) = \frac{-x^3 + 4x}{x^2 - 9}$$

$$(f) f(x) = \frac{x}{x^2 + x - 12}$$

$$(m) \text{ }^{16} f(x) = \frac{x^2 - 2x + 1}{x^3 + x^2 - 2x}$$

$$(g) f(x) = \frac{4x}{x^2 + 4}$$

3. Example 4.2.4 showed us that the six-step procedure cannot tell us everything of importance about the graph of a rational function. Without Calculus, we need to use our graphing calculators to reveal the hidden mysteries of rational function behavior. Working with your classmates, use a graphing calculator to examine the graphs of the following rational functions. Compare and contrast their features. Which features can the six-step process reveal and which features cannot be detected by it?

$$(a) f(x) = \frac{1}{x^2 + 1}$$

$$(c) f(x) = \frac{x^2}{x^2 + 1}$$

$$(b) f(x) = \frac{x}{x^2 + 1}$$

$$(d) f(x) = \frac{x^3}{x^2 + 1}$$

¹⁶Once you've done the six-step procedure, use your calculator to graph this function on the viewing window $[0, 12] \times [0, 0.25]$. What do you see?

4. Graph the following rational functions by applying transformations to the graph of $y = \frac{1}{x}$.

(a) $f(x) = \frac{1}{x-2}$

(c) $h(x) = \frac{-2x+1}{x}$ (Hint: Divide)

(b) $g(x) = 1 - \frac{3}{x}$

(d) $j(x) = \frac{3x-7}{x-2}$ (Hint: Long division)

Discuss with your classmates how you would graph $f(x) = \frac{ax+b}{cx+d}$. What restrictions must be placed on a, b, c and d so that the graph is indeed a transformation of $y = \frac{1}{x}$?

5. In Example 3.1.1 in Section 3.1 we showed that $p(x) = \frac{4x+x^3}{x}$ is not a polynomial even though its formula reduced to $4 + x^2$ for $x \neq 0$. However, it is a rational function similar to those studied in the section. With the help of your classmates, graph $p(x)$.
6. Let $g(x) = \frac{x^4 - 8x^3 + 24x^2 - 72x + 135}{x^3 - 9x^2 + 15x - 7}$. With the help of your classmates, find the x - and y -intercepts of the graph of g . Find the intervals on which the function is increasing, the intervals on which it is decreasing and the local extrema. Find all of the asymptotes of the graph of g and any holes in the graph, if they exist. Be sure to show all of your work including any polynomial or synthetic division. Sketch the graph of g , using more than one picture if necessary to show all of the important features of the graph.

4.2.2 ANSWERS

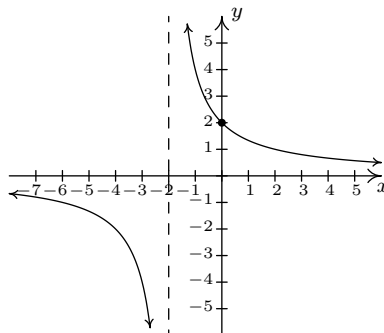
1. (a) $y = x$

(b) $y = \frac{2}{3}x + \frac{11}{9}$

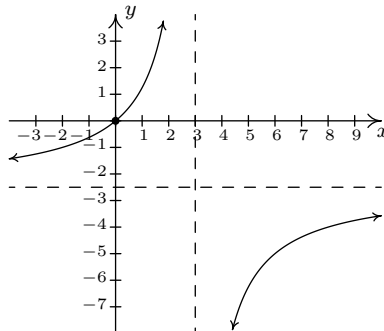
(c) $y = -5x - 18$

(d) $y = -x$

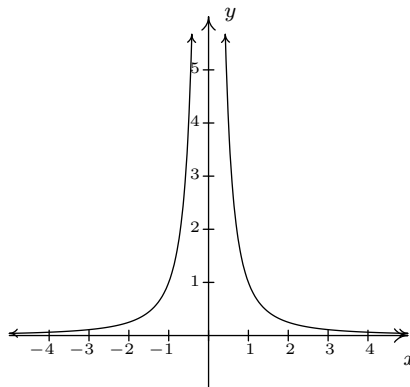
2. (a) $f(x) = \frac{4}{x+2}$

Domain: $(-\infty, -2) \cup (-2, \infty)$ No x -intercepts y -intercept: $(0, 2)$ Vertical asymptote: $x = -2$ As $x \rightarrow -2^-$, $f(x) \rightarrow -\infty$ As $x \rightarrow -2^+$, $f(x) \rightarrow \infty$ Horizontal asymptote: $y = 0$ As $x \rightarrow -\infty$, $f(x) \rightarrow 0^-$ As $x \rightarrow \infty$, $f(x) \rightarrow 0^+$ 

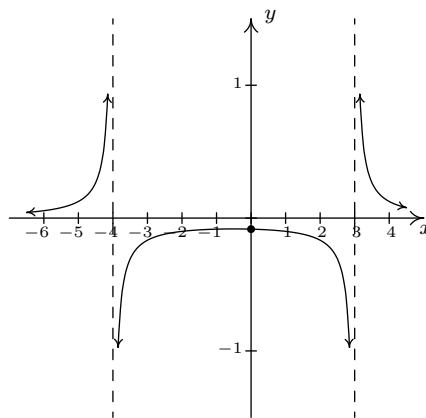
(b) $f(x) = \frac{5x}{6-2x}$

Domain: $(-\infty, 3) \cup (3, \infty)$ x -intercept: $(0, 0)$ y -intercept: $(0, 0)$ Vertical asymptote: $x = 3$ As $x \rightarrow 3^-$, $f(x) \rightarrow \infty$ As $x \rightarrow 3^+$, $f(x) \rightarrow -\infty$ Horizontal asymptote: $y = -\frac{5}{2}$ As $x \rightarrow -\infty$, $f(x) \rightarrow -\frac{5}{2}^+$ As $x \rightarrow \infty$, $f(x) \rightarrow -\frac{5}{2}^-$ 

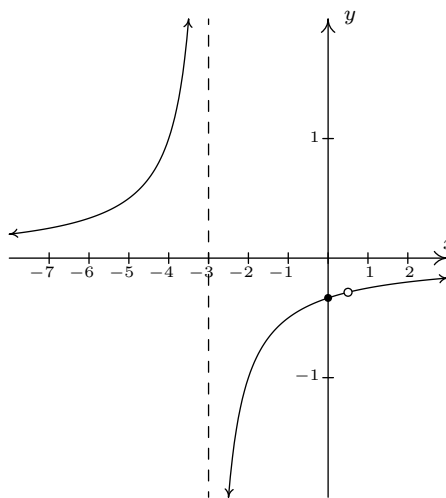
(c) $f(x) = \frac{1}{x^2}$

Domain: $(-\infty, 0) \cup (0, \infty)$ No x -interceptsNo y -interceptsVertical asymptote: $x = 0$ As $x \rightarrow 0^-$, $f(x) \rightarrow \infty$ As $x \rightarrow 0^+$, $f(x) \rightarrow \infty$ Horizontal asymptote: $y = 0$ As $x \rightarrow -\infty$, $f(x) \rightarrow 0^+$ As $x \rightarrow \infty$, $f(x) \rightarrow 0^+$ 

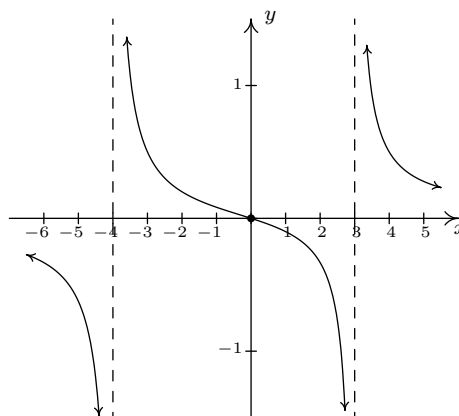
- (d) $f(x) = \frac{1}{x^2 + x - 12}$
 Domain: $(-\infty, -4) \cup (-4, 3) \cup (3, \infty)$
 No x -intercepts
 y -intercept: $(0, -\frac{1}{12})$
 Vertical asymptotes: $x = -4$ and $x = 3$
 As $x \rightarrow -4^-$, $f(x) \rightarrow \infty$
 As $x \rightarrow -4^+$, $f(x) \rightarrow -\infty$
 As $x \rightarrow 3^-$, $f(x) \rightarrow -\infty$
 As $x \rightarrow 3^+$, $f(x) \rightarrow \infty$
 Horizontal asymptote: $y = 0$
 As $x \rightarrow -\infty$, $f(x) \rightarrow 0^+$
 As $x \rightarrow \infty$, $f(x) \rightarrow 0^+$



- (e) $f(x) = \frac{2x - 1}{-2x^2 - 5x + 3}$
 Domain: $(-\infty, -3) \cup (-3, \frac{1}{2}) \cup (\frac{1}{2}, \infty)$
 No x -intercepts
 y -intercept: $(0, -\frac{1}{3})$
 $f(x) = \frac{-1}{x + 3}$, $x \neq \frac{1}{2}$
 Hole in the graph at $(\frac{1}{2}, -\frac{2}{7})$
 Vertical asymptote: $x = -3$
 As $x \rightarrow -3^-$, $f(x) \rightarrow \infty$
 As $x \rightarrow -3^+$, $f(x) \rightarrow -\infty$
 Horizontal asymptote: $y = 0$
 As $x \rightarrow -\infty$, $f(x) \rightarrow 0^+$
 As $x \rightarrow \infty$, $f(x) \rightarrow 0^+$



- (f) $f(x) = \frac{x}{x^2 + x - 12}$
 Domain: $(-\infty, -4) \cup (-4, 3) \cup (3, \infty)$
 x -intercept: $(0, 0)$
 y -intercept: $(0, 0)$
 Vertical asymptotes: $x = -4$ and $x = 3$
 As $x \rightarrow -4^-$, $f(x) \rightarrow -\infty$
 As $x \rightarrow -4^+$, $f(x) \rightarrow \infty$
 As $x \rightarrow 3^-$, $f(x) \rightarrow -\infty$
 As $x \rightarrow 3^+$, $f(x) \rightarrow \infty$
 Horizontal asymptote: $y = 0$
 As $x \rightarrow -\infty$, $f(x) \rightarrow 0^-$
 As $x \rightarrow \infty$, $f(x) \rightarrow 0^+$



(g) $f(x) = \frac{4x}{x^2 + 4}$

Domain: $(-\infty, \infty)$

x -intercept: $(0, 0)$

y -intercept: $(0, 0)$

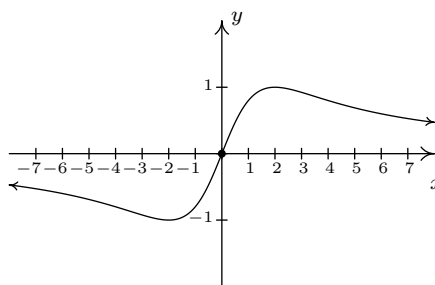
No vertical asymptotes

No holes in the graph

Horizontal asymptote: $y = 0$

As $x \rightarrow -\infty, f(x) \rightarrow 0^-$

As $x \rightarrow \infty, f(x) \rightarrow 0^+$



(h) $f(x) = \frac{4x}{x^2 - 4} = \frac{4x}{(x+2)(x-2)}$

Domain: $(-\infty, -2) \cup (-2, 2) \cup (2, \infty)$

x -intercept: $(0, 0)$

y -intercept: $(0, 0)$

Vertical asymptotes: $x = -2, x = 2$

As $x \rightarrow -2^-, f(x) \rightarrow -\infty$

As $x \rightarrow -2^+, f(x) \rightarrow \infty$

As $x \rightarrow 2^-, f(x) \rightarrow -\infty$

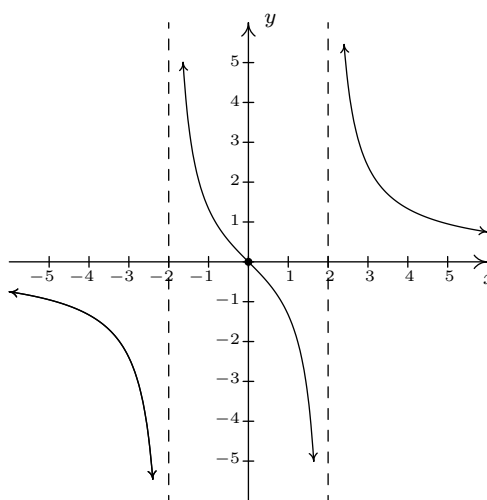
As $x \rightarrow 2^+, f(x) \rightarrow \infty$

No holes in the graph

Horizontal asymptote: $y = 0$

As $x \rightarrow -\infty, f(x) \rightarrow 0^-$

As $x \rightarrow \infty, f(x) \rightarrow 0^+$



(i) $f(x) = \frac{x^2 - x - 12}{x^2 + x - 6} = \frac{x - 4}{x - 2}$

Domain: $(-\infty, -3) \cup (-3, 2) \cup (2, \infty)$

x -intercept: $(4, 0)$

y -intercept: $(0, 2)$

Vertical asymptote: $x = 2$

As $x \rightarrow 2^-, f(x) \rightarrow \infty$

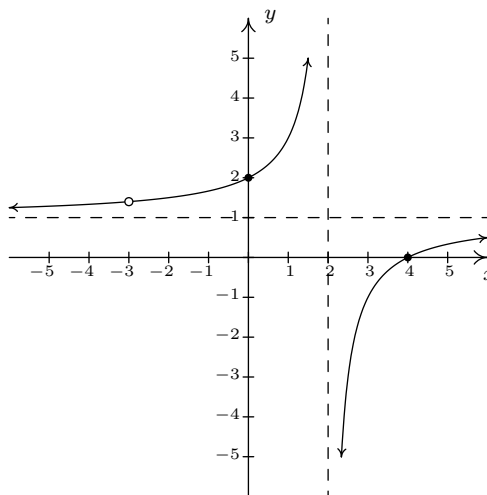
As $x \rightarrow 2^+, f(x) \rightarrow -\infty$

Hole at $(-3, \frac{7}{5})$

Horizontal asymptote: $y = 1$

As $x \rightarrow -\infty, f(x) \rightarrow 1^+$

As $x \rightarrow \infty, f(x) \rightarrow 1^-$



$$(j) f(x) = \frac{3x^2 - 5x - 2}{x^2 - 9} = \frac{(3x+1)(x-2)}{(x+3)(x-3)}$$

Domain: $(-\infty, -3) \cup (-3, 3) \cup (3, \infty)$

x -intercepts: $(-\frac{1}{3}, 0), (2, 0)$

y -intercept: $(0, \frac{2}{9})$

Vertical asymptotes: $x = -3, x = 3$

As $x \rightarrow -3^-$, $f(x) \rightarrow \infty$

As $x \rightarrow -3^+$, $f(x) \rightarrow -\infty$

As $x \rightarrow 3^-$, $f(x) \rightarrow -\infty$

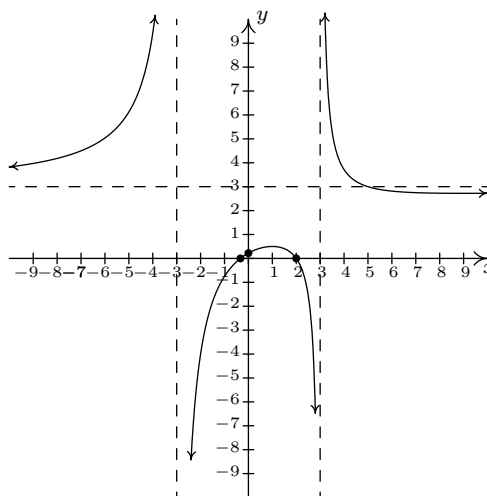
As $x \rightarrow 3^+$, $f(x) \rightarrow \infty$

No holes in the graph

Horizontal asymptote: $y = 3$

As $x \rightarrow -\infty$, $f(x) \rightarrow 3^+$

As $x \rightarrow \infty$, $f(x) \rightarrow 3^-$



$$(k) f(x) = \frac{x^3 + 2x^2 + x}{x^2 - x - 2} = \frac{x(x+1)}{x-2}$$

Domain: $(-\infty, -1) \cup (-1, 2) \cup (2, \infty)$

x -intercept: $(0, 0)$

y -intercept: $(0, 0)$

Vertical asymptote: $x = 2$

As $x \rightarrow 2^-$, $f(x) \rightarrow -\infty$

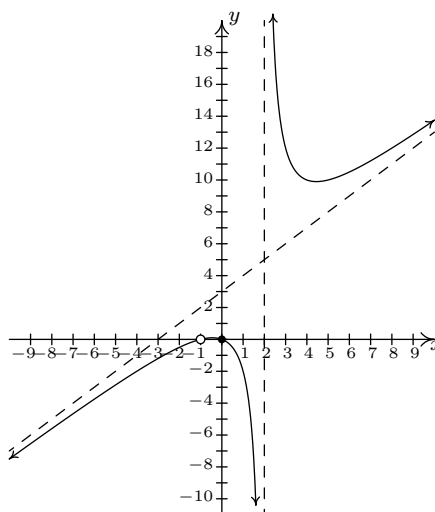
As $x \rightarrow 2^+$, $f(x) \rightarrow \infty$

Hole at $(-1, 0)$

Slant asymptote: $y = x + 3$

As $x \rightarrow -\infty$, $f(x) \rightarrow -\infty$

As $x \rightarrow \infty$, $f(x) \rightarrow \infty$



$$(l) f(x) = \frac{-x^3 + 4x}{x^2 - 9}$$

Domain: $(-\infty, -3) \cup (-3, 3) \cup (3, \infty)$

x -intercepts: $(-2, 0), (0, 0), (2, 0)$

y -intercept: $(0, 0)$

Vertical asymptotes: $x = -3, x = 3$

As $x \rightarrow -3^-$, $f(x) \rightarrow \infty$

As $x \rightarrow -3^+$, $f(x) \rightarrow -\infty$

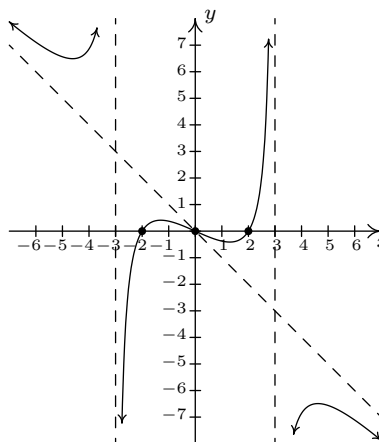
As $x \rightarrow 3^-$, $f(x) \rightarrow \infty$

As $x \rightarrow 3^+$, $f(x) \rightarrow -\infty$

Slant asymptote: $y = -x$

As $x \rightarrow -\infty$, $f(x) \rightarrow \infty$

As $x \rightarrow \infty$, $f(x) \rightarrow -\infty$



$$(m) f(x) = \frac{x^2 - 2x + 1}{x^3 + x^2 - 2x}$$

Domain: $(-\infty, -2) \cup (-2, 0) \cup (0, 1) \cup (1, \infty)$

$$f(x) = \frac{x-1}{x(x+2)}, x \neq 1$$

No x -intercepts

No y -intercepts

Vertical asymptotes: $x = -2$ and $x = 0$

As $x \rightarrow -2^-$, $f(x) \rightarrow -\infty$

As $x \rightarrow -2^+$, $f(x) \rightarrow \infty$

As $x \rightarrow 0^-$, $f(x) \rightarrow \infty$

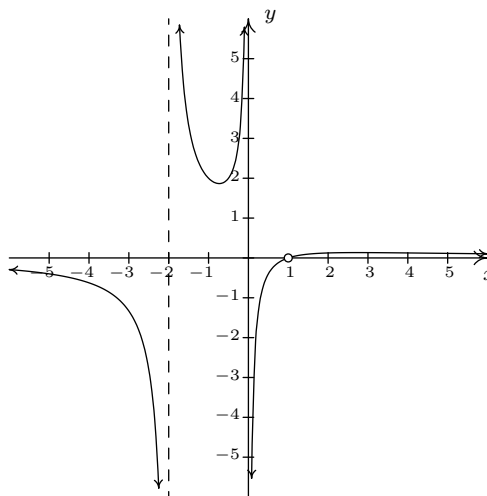
As $x \rightarrow 0^+$, $f(x) \rightarrow -\infty$

Hole in the graph at $(1, 0)$

Horizontal asymptote: $y = 0$

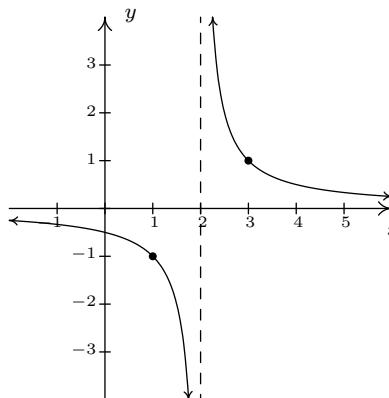
As $x \rightarrow -\infty$, $f(x) \rightarrow 0^-$

As $x \rightarrow \infty$, $f(x) \rightarrow 0^+$



$$4. (a) f(x) = \frac{1}{x-2}$$

Shift the graph of $y = \frac{1}{x}$
to the right 2 units.

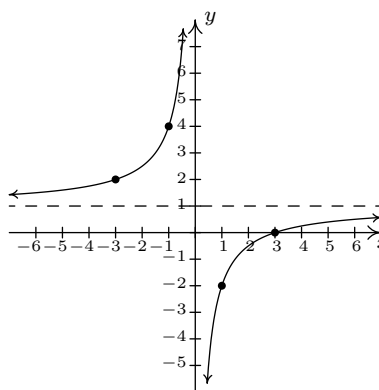


$$(b) g(x) = 1 - \frac{3}{x}$$

Vertically stretch the graph of $y = \frac{1}{x}$
by a factor of 3.

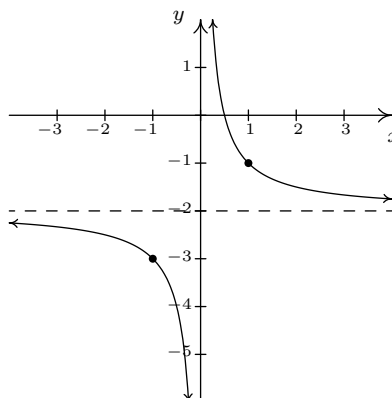
Reflect the graph of $y = \frac{3}{x}$
about the x -axis.

Shift the graph of $y = -\frac{3}{x}$
up 1 unit.



(c) $h(x) = \frac{-2x + 1}{x} = -2 + \frac{1}{x}$

Shift the graph of $y = \frac{1}{x}$
down 2 units.

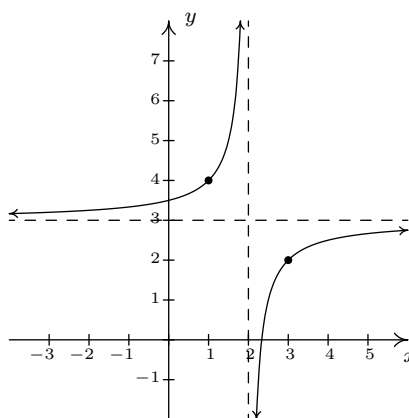


(d) $j(x) = \frac{3x - 7}{x - 2} = 3 - \frac{1}{x - 2}$

Shift the graph of $y = \frac{1}{x}$
to the right 2 units.

Reflect the graph of $y = \frac{1}{x - 2}$
about the x -axis.

Shift the graph of $y = -\frac{1}{x - 2}$
up 3 units.



4.3 RATIONAL INEQUALITIES AND APPLICATIONS

In this section, we use sign diagrams to solve rational inequalities including some that arise from real-world applications. Our first example showcases the critical difference in procedure between solving a rational equation and a rational inequality.

EXAMPLE 4.3.1.

1. Solve $\frac{x^3 - 2x + 1}{x - 1} = \frac{1}{2}x - 1$.
2. Solve $\frac{x^3 - 2x + 1}{x - 1} \geq \frac{1}{2}x - 1$.
3. Use your calculator to graphically check your answers to 1 and 2.

SOLUTION.

1. To solve the equation, we clear denominators

$$\begin{aligned} \frac{x^3 - 2x + 1}{x - 1} &= \frac{1}{2}x - 1 \\ \left(\frac{x^3 - 2x + 1}{x - 1}\right) \cdot 2(x - 1) &= \left(\frac{1}{2}x - 1\right) \cdot 2(x - 1) \\ 2x^3 - 4x + 2 &= x^2 - 3x + 2 && \text{expand} \\ 2x^3 - x^2 - x &= 0 \\ x(2x + 1)(x - 1) &= 0 && \text{factor} \\ x &= -\frac{1}{2}, 0, 1 \end{aligned}$$

Since we cleared denominators, we need to check for extraneous solutions. Sure enough, we see that $x = 1$ does not satisfy the original equation and must be discarded. Our solutions are $x = -\frac{1}{2}$ and $x = 0$.

2. To solve the inequality, it may be tempting to begin as we did with the equation – namely by multiplying both sides by the quantity $(x - 1)$. The problem is that, depending on x , $(x - 1)$ may be positive (which doesn't affect the inequality) or $(x - 1)$ could be negative (which would reverse the inequality). Instead of working by cases, we collect all of the terms on one side of the inequality with 0 on the other and make a sign diagram using the technique given on page 247 in Section 4.2.


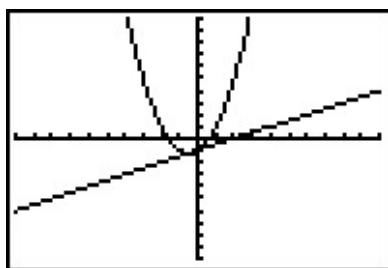
$$\begin{aligned} \frac{x^3 - 2x + 1}{x - 1} &\geq \frac{1}{2}x - 1 \\ \frac{x^3 - 2x + 1}{x - 1} - \frac{1}{2}x + 1 &\geq 0 \\ \frac{2(x^3 - 2x + 1) - x(x - 1) + 1(2(x - 1))}{2(x - 1)} &\geq 0 && \text{get a common denominator} \\ \frac{2x^3 - x^2 - x}{2x - 2} &\geq 0 && \text{expand} \end{aligned}$$

Viewing the left hand side as a rational function $r(x)$ we make a sign diagram. The only value excluded from the domain of r is $x = 1$ which is the solution to $2x - 2 = 0$. The zeros of r are the solutions to $2x^3 - x^2 - x = 0$, which we have already found to be $x = 0$, $x = -\frac{1}{2}$ and $x = 1$, the latter was discounted as a zero because it is not in the domain. Choosing test values in each test interval, we construct the sign diagram below.

$$\begin{array}{ccccccc} & (+) & 0 & (-) & 0 & (+) & ? & (+) \\ & \leftarrow & -\frac{1}{2} & & 0 & & 1 & \rightarrow \end{array}$$

We are interested in where $r(x) \geq 0$. We find $r(x) > 0$, or (+), on the intervals $(-\infty, -\frac{1}{2})$, $(0, 1)$ and $(1, \infty)$. We add to these intervals the zeros of r , $-\frac{1}{2}$ and 0 , to get our final solution: $(-\infty, -\frac{1}{2}] \cup [0, 1) \cup (1, \infty)$.

3. Geometrically, if we set $f(x) = \frac{x^3 - 2x + 1}{x - 1}$ and $g(x) = \frac{1}{2}x - 1$, the solutions to $f(x) = g(x)$ are the x -coordinates of the points where the graphs of $y = f(x)$ and $y = g(x)$ intersect. The solution to $f(x) \geq g(x)$ represents not only where the graphs meet, but the intervals over which the graph of $y = f(x)$ is above ($>$) the graph of $g(x)$. We obtain the graphs below.



The 'Intersect' command confirms that the graphs cross when $x = -\frac{1}{2}$ and $x = 0$. It is clear from the calculator that the graph of $y = f(x)$ is above the graph of $y = g(x)$ on $(-\infty, -\frac{1}{2})$ as well as on $(0, \infty)$. According to the calculator, our solution is then $(-\infty, -\frac{1}{2}] \cup [0, \infty)$

which **almost** matches the answer we found analytically. We have to remember that f is not defined at $x = 1$, and, even though it isn't shown on the calculator, there is a hole¹ in the graph of $y = f(x)$ when $x = 1$ which is why $x = 1$ needs to be excluded from our final answer. \square

Our next example deals with the **average cost** function of PortaBoy Game systems from Example 2.1.5 in Section 2.1.

EXAMPLE 4.3.2. Given a cost function $C(x)$, which returns the total cost of producing x products, the **average cost** function, $AC(x) = \frac{C(x)}{x}$, computes the cost per item. Recall that the cost C , in dollars, to produce x PortaBoy game systems for a local retailer is $C(x) = 80x + 150$, $x \geq 0$.

1. Find an expression for the average cost function $AC(x)$. Determine an appropriate applied domain for AC .
2. Find and interpret $AC(10)$.
3. Solve $AC(x) < 100$ and interpret.
4. Determine the behavior of $AC(x)$ as $x \rightarrow \infty$ and interpret.

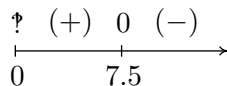
SOLUTION.

1. From $AC(x) = \frac{C(x)}{x}$, we obtain $AC(x) = \frac{80x+150}{x}$. The domain of C is $x \geq 0$, but since $x = 0$ causes problems for $AC(x)$, we get our domain to be $x > 0$, or $(0, \infty)$.
2. We find $AC(10) = \frac{80(10)+150}{10} = 95$, so the average cost to produce 10 game systems is \$95 per system.
3. Solving $AC(x) < 100$ means we solve $\frac{80x+150}{x} < 100$. We proceed as in the previous example.

$$\begin{aligned} \frac{80x + 150}{x} &< 100 \\ \frac{80x + 150}{x} - 100 &< 0 \\ \frac{80x + 150 - 100x}{x} &< 0 \quad \text{common denominator} \\ \frac{150 - 20x}{x} &< 0 \end{aligned}$$

If we take the left hand side to be a rational function $r(x)$, we need to keep in mind the the applied domain of the problem is $x > 0$. This means we consider only the positive half of the number line for our sign diagram. On $(0, \infty)$, r is defined everywhere so we need only look for zeros of r . Setting $r(x) = 0$ gives $150 - 20x = 0$, so that $x = \frac{15}{2} = 7.5$. The test intervals on our domain are $(0, 7.5)$ and $(7.5, \infty)$. We find $r(x) < 0$ on $(7.5, \infty)$.

¹There is no asymptote at $x = 1$ since the graph is well behaved near $x = 1$. According to Theorem 4.1, there must be a hole there.

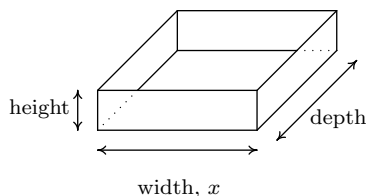


In the context of the problem, x represents the number of PortaBoy games systems produced and $AC(x)$ is the average cost to produce each system. Solving $AC(x) < 100$ means we are trying to find how many systems we need to produce so that the average cost is less than \$100 per system. Our solution, $(7.5, \infty)$ tells us that we need to produce more than 7.5 systems to achieve this. Since it doesn't make sense to produce half a system, our final answer is $[8, \infty)$.

4. We can apply Theorem 4.2 to $AC(x)$ and we find $y = 80$ is a horizontal asymptote to the graph of $y = AC(x)$. To more precisely determine the behavior of $AC(x)$ as $x \rightarrow \infty$, we first use long division² and rewrite $AC(x) = 80 + \frac{150}{x}$. As $x \rightarrow \infty$, $\frac{150}{x} \rightarrow 0^+$, which means $AC(x) \approx 80 + \text{very small } (+)$. Thus the average cost per system is getting closer to \$80 per system. If we set $AC(x) = 80$, we get $\frac{150}{x} = 0$, which is impossible, so we conclude that $AC(x) > 80$ for all $x > 0$. This means the average cost per system is always greater than \$80 per system, but the average cost is approaching this amount as more and more systems are produced. Looking back at Example 2.1.5, we realize \$80 is the variable cost per system – the cost per system above and beyond the fixed initial cost of \$150. Another way to interpret our answer is that ‘infinitely’ many systems would need to be produced to effectively counterbalance the fixed cost. \square

Our next example is another classic ‘box with no top’ problem.

EXAMPLE 4.3.3. A box with a square base and no top is to be constructed so that it has a volume of 1000 cubic centimeters. Let x denote the width of the box, in centimeters. Refer to the figure below.



1. Express the height h in centimeters as a function of the width x and state the applied domain.
2. Solve $h(x) \geq x$ and interpret.
3. Find and interpret the behavior of $h(x)$ as $x \rightarrow 0^+$ and as $x \rightarrow \infty$.
4. Express the surface area S of the box as a function of x and state the applied domain.
5. Use a calculator to approximate (to two decimal places) the dimensions of the box which minimize the surface area.

²In this case, long division amounts to term-by-term division.

SOLUTION.

1. We are told the volume of the box is 1000 cubic centimeters and that x represents the width, in centimeters. From geometry, we know Volume = width \times height \times depth. Since the base of the box is to be a square, the width and the depth are both x centimeters. Using h for the height, we have $1000 = x^2h$, so that $h = \frac{1000}{x^2}$. Using function notation,³ $h(x) = \frac{1000}{x^2}$. As for the applied domain, in order for there to be a box at all, $x > 0$, and since every such choice of x will return a positive number for the height h we have no other restrictions and conclude our domain is $(0, \infty)$.
2. To solve $h(x) \geq x$, we proceed as before and collect all nonzero terms on one side of the inequality and use a sign diagram.

$$\begin{aligned} h(x) &\geq x \\ \frac{1000}{x^2} &\geq x \\ \frac{1000}{x^2} - x &\geq 0 \\ \frac{1000 - x^3}{x^2} &\geq 0 \quad \text{common denominator} \end{aligned}$$

We consider the left hand side of the inequality as our rational function $r(x)$. We see r is undefined at $x = 0$, but, as in the previous example, the applied domain of the problem is $x > 0$, so we are considering only the behavior of r on $(0, \infty)$. The sole zero of r comes when $1000 - x^3 = 0$, which is $x = 10$. Choosing test values in the intervals $(0, 10)$ and $(10, \infty)$ gives the following diagram.

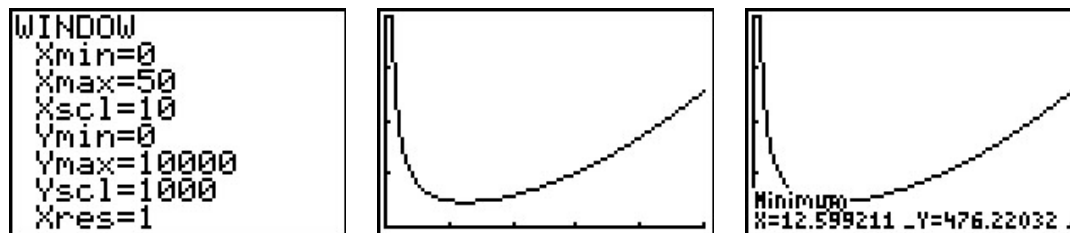
$$\begin{array}{ccccccc} & \text{?} & (+) & 0 & (-) & & \\ & | & & | & & & \\ \hline & 0 & & 10 & & & \rightarrow \end{array}$$

We see $r(x) > 0$ on $(0, 10)$, and since $r(x) = 0$ at $x = 10$, our solution is $(0, 10]$. In the context of the problem, h represents the height of the box while x represents the width (and depth) of the box. Solving $h(x) \geq x$ is tantamount to finding the values of x which result in a box where the height is at least as big as the width (and, in this case, depth.) Our answer tells us the width of the box can be at most 10 centimeters for this to happen.

3. As $x \rightarrow 0^+$, $h(x) = \frac{1000}{x^2} \rightarrow \infty$. This means the smaller the width x (and, in this case, depth), the larger the height h has to be in order to maintain a volume of 1000 cubic centimeters. As $x \rightarrow \infty$, we find $h(x) \rightarrow 0^+$, which means to maintain a volume of 1000 cubic centimeters, the width and depth must get bigger the smaller the height becomes.

³That is, $h(x)$ means ‘ h of x ’, not ‘ h times x ’ here.

4. Since the box has no top, the surface area can be found by adding the area of each of the sides to the area of the base. The base is a square of dimensions x by x , and each side has dimensions x by h . We get the surface area, $S = x^2 + 4xh$. To get S as a function of x , we substitute $h = \frac{1000}{x^2}$ to obtain $S = x^2 + 4x\left(\frac{1000}{x^2}\right)$. Hence, as a function of x , $S(x) = x^2 + \frac{4000}{x}$. The domain of S is the same as h , namely $(0, \infty)$, for the same reasons as above.
5. A first attempt at the graph of $y = S(x)$ on the calculator may lead to frustration. Chances are good that the first window chosen to view the graph will suggest $y = S(x)$ has the x -axis as a horizontal asymptote. From the formula $S(x) = x^2 + \frac{4000}{x}$, however, we get $S(x) \approx x^2$ as $x \rightarrow \infty$, so $S(x) \rightarrow \infty$. Readjusting the window, we find S does possess a relative minimum at $x \approx 12.60$. As far as we can tell,⁴ this is the only relative extremum, and so it is the absolute minimum as well. This means the width and depth of the box should each measure approximately 12.60 centimeters. To determine the height, we find $h(12.60) \approx 6.30$, so the height of the box should be approximately 6.30 centimeters.



□

4.3.1 VARIATION

In many instances in the sciences, rational functions are encountered as a result of fundamental natural laws which are typically a result of assuming certain basic relationships between variables. These basic relationships are summarized in the definition below.

DEFINITION 4.4. Suppose x , y , and z are variable quantities. We say

- y **varies directly with** (or is **directly proportional to**) x if there is a constant k such that $y = kx$.
- y **varies inversely with** (or is **inversely proportional to**) x if there is a constant k such that $y = \frac{k}{x}$.
- z **varies jointly with** (or is **jointly proportional to**) x and y if there is a constant k such that $z = kxy$.

The constant k in the above definitions is called the **constant of proportionality**.

⁴without Calculus, that is...

EXAMPLE 4.3.4. Translate the following into mathematical equations using Definition 4.4.

1. [Hooke's Law](#): The force F exerted on a spring is directly proportional the extension x of the spring.
2. [Boyle's Law](#): At a constant temperature, the pressure P of an ideal gas is inversely proportional to its volume V .
3. The volume V of a right circular cone varies jointly with the height h of the cone and the square of the radius r of the base.
4. [Ohm's Law](#): The current I through a conductor between two points is directly proportional to the voltage V between the two points and inversely proportional to the resistance R between the two points.
5. [Newton's Law of Universal Gravitation](#): Suppose two objects, one of mass m and one of mass M , are positioned so that the distance between their centers of mass is r . The gravitational force F exerted on the two objects varies directly with the product of the two masses and inversely with the square of the distance between their centers of mass.

SOLUTION.

1. Applying the definition of direct variation, we get $F = kx$ for some constant k .
2. Since P and V are inversely proportional, we write $P = \frac{k}{V}$.
3. There is a bit of ambiguity here. It's clear the volume and height of the cone is represented by the quantities V and h , respectively, but does r represent the radius of the base or the square of the radius of the base? It is the former. Usually, if an algebraic operation is specified (like squaring), it is meant to be expressed in the formula. We apply Definition 4.4 to get $V = khr^2$.
4. Even though the problem doesn't use the phrase 'varies jointly', the fact that the current I is given as relating to two different quantities implies this. Since I varies directly with V but inversely with R , we write $I = \frac{kV}{R}$.
5. We write the product of the masses mM and the square of the distance as r^2 . We have F varies directly with mM and inversely with r^2 , so that $F = \frac{kmM}{r^2}$. \square

In many of the formulas in the previous example, more than two varying quantities are related. In practice, however, usually all but two quantities are held constant in an experiment and the data collected is used to relate just two of the variables. Comparing just two varying quantities allows us to view the relationship between them as functional, as the next example illustrates.

EXAMPLE 4.3.5. According to this [website](#) the actual data relating the volume V of a gas and its pressure P used by Boyle and his assistant in 1662 to verify the gas law that bears his name is given below.

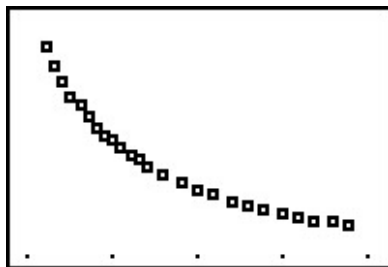
V	48	46	44	42	40	38	36	34	32	30	28	26	24
P	29.13	30.56	31.94	33.5	35.31	37	39.31	41.63	44.19	47.06	50.31	54.31	58.81

V	23	22	21	20	19	18	17	16	15	14	13	12
P	61.31	64.06	67.06	70.69	74.13	77.88	82.75	87.88	93.06	100.44	107.81	117.56

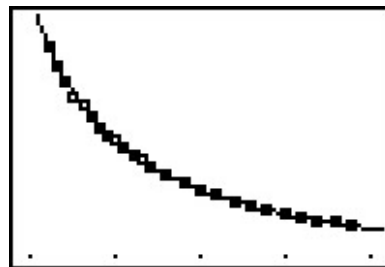
1. Use your calculator to generate a scatter diagram for these data using V as the independent variable and P as the dependent variable. Does it appear from the graph that P is inversely proportional to V ? Explain.
2. Assuming P and V do vary inversely, use the data to approximate the constant of proportionality.
3. Use your calculator to determine a ‘Power Regression’ to this data⁵ and use it verify your results in 1 and 2.

SOLUTION.

1. If P really does vary inversely with V , then $P = \frac{k}{V}$ for some constant k . From the data plot, the points do seem to lie along a curve like $y = \frac{k}{x}$.
2. To determine the constant of proportionality, we note that from $P = \frac{k}{V}$, we get $k = PV$. Multiplying each of the volume numbers times each of the pressure numbers,⁶ we produce a number which is always approximately 1400. We suspect that $P = \frac{1400}{V}$. Graphing $y = \frac{1400}{x}$ along with the data gives us good reason to believe our hypotheses that P and V are, in fact, inversely related.



The graph of the data



The data with $y = \frac{1400}{x}$

⁵We will talk more about this in the coming chapters.

⁶You can use tell the calculator to do this algebra on the lists and save yourself some time.

3. After performing a ‘Power Regression’, the calculator fits the data to the curve $y = ax^b$ where $a \approx 1400$ and $b \approx -1$ with a correlation coefficient which is darned near perfect⁷. In other words, $y = 1400x^{-1}$ or $y = \frac{1400}{x}$, as we guessed.

```
PwrReg
y=a*x^b
a=1400.874407
b=-.9984033692
r^2=.9999320488
r=-.9999660238
█
```

□

⁷We will revisit this example once we have developed logarithms in Chapter 6 to see how we can actually ‘linearize’ this data and do a linear regression to obtain the same result.

4.3.2 EXERCISES

1. Solve each rational equation. Be sure to check for extraneous solutions.

(a) $\frac{x}{5x+4} = 3$

(d) $\frac{2x+17}{x+1} = x+5$

(b) $\frac{3x-1}{x^2+1} = 1$

(e) $\frac{x^2-2x+1}{x^3+x^2-2x} = 1$

(c) $\frac{1}{x+3} + \frac{1}{x-3} = \frac{x^2-3}{x^2-9}$

(f) $\frac{-x^3+4x}{x^2-9} = 4x$

2. Solve each rational inequality. Express your answer using interval notation.

(a) $\frac{1}{x+2} \geq 0$

(f) $\frac{x^2-x-12}{x^2+x-6} > 0$

(j) $\frac{3x-1}{x^2+1} \leq 1$

(b) $\frac{x-3}{x+2} \leq 0$

(g) $\frac{3x^2-5x-2}{x^2-9} < 0$

(k) $\frac{2x+17}{x+1} > x+5$

(c) $\frac{x}{x^2-1} > 0$

(h) $\frac{x^3+2x^2+x}{x^2-x-2} \geq 0$

(l) $\frac{-x^3+4x}{x^2-9} \geq 4x$

(d) $\frac{4x}{x^2+4} \leq 0$

(i) $\frac{x^2+5x+6}{x^2-1} > 0$

(m) $\frac{1}{x^2+1} < 0$

(e) $\frac{4x}{x^2-4} \geq 0$

(n) $\frac{x^4-4x^3+x^2-2x-15}{x^3-4x^2} \geq x$

(o) $\frac{5x^3-12x^2+9x+10}{x^2-1} \geq 3x-1$

3. Another Classic Problem: A can is made in the shape of a right circular cylinder and is to hold one pint. (For dry goods, one pint is equal to 33.6 cubic inches.)⁸

(a) Find an expression for the volume V of the can based on the height h and the base radius r .

(b) Find an expression for the surface area S of the can based on the height h and the base radius r . (Hint: The top and bottom of the can are circles of radius r and the side of the can is really just a rectangle that has been bent into a cylinder.)

(c) Using the fact that $V = 33.6$, write S as a function of r and state its applied domain.

(d) Use your graphing calculator to find the dimensions of the can which has minimal surface area.

4. In Exercise 11 in Section 1.5, the population of Sasquatch in Portage County was modeled by the function $P(t) = \frac{150t}{t+15}$, where $t = 0$ represents the year 1803. When were there fewer than 100 Sasquatch in the county?

⁸According to www.dictionary.com, there are different values given for this conversion. We will stick with 33.6in^3 for this problem.

5. The cost C in dollars to remove $p\%$ of the invasive species of Ippizuti fish from Sasquatch Pond is given by $C(p) = \frac{1770p}{100-p}$ where $0 \leq p < 100$.
- Find and interpret $C(25)$ and $C(95)$.
 - What does the vertical asymptote at $x = 100$ mean within the context of the problem?
 - What percentage of the Ippizuti fish can you remove for \$40000?
6. Translate the following into mathematical equations.
- At a constant pressure, the temperature T of an ideal gas is directly proportional to its volume V . (This is [Charles's Law](#))
 - The frequency of a wave f is inversely proportional to the wavelength of the wave λ .
 - The density d of a material is directly proportional to the mass of the object m and inversely proportional to its volume V .
 - The square of the orbital period of a planet P is directly proportional to the cube of the semi-major axis of its orbit a . (This is [Kepler's Third Law of Planetary Motion](#))
 - The drag of an object traveling through a fluid D varies jointly with the density of the fluid ρ and the square of the velocity of the object ν .
 - Suppose two electric point charges, one with charge q and one with charge Q , are positioned r units apart. The electrostatic force F exerted on the charges varies directly with the product of the two charges and inversely with the square of the distance between the charges. (This is [Coulomb's Law](#))
7. According to [this webpage](#), the frequency f of a vibrating string is given by $f = \frac{1}{2L} \sqrt{\frac{T}{\mu}}$ where T is the tension, μ is the linear mass⁹ of the string and L is the length of the vibrating part of the string. Express this relationship using the language of variation.
8. According to the Centers for Disease Control and Prevention [www.cdc.gov](#), a person's Body Mass Index B is directly proportional to his weight W in pounds and inversely proportional to the square of his height h in inches.
- Express this relationship as a mathematical equation.
 - If a person who was 5 feet, 10 inches tall weighed 235 pounds had a Body Mass Index of 33.7, what is the value of the constant of proportionality?
 - Rewrite the mathematical equation found in part [8a](#) to include the value of the constant found in part [8b](#) and then find your Body Mass Index.
9. We know that the circumference of a circle varies directly with its radius with 2π as the constant of proportionality. (That is, we know $C = 2\pi r$.) With the help of your classmates, compile a list of other basic geometric relationships which can be seen as variations.

⁹Also known as the linear density. It is simply a measure of mass per unit length.

4.3.3 ANSWERS

1. (a) $x = -\frac{6}{7}$ (c) $x = -1$ (e) No solution
 (b) $x = 1, x = 2$ (d) $x = -6, x = 2$ (f) $x = 0, x = \pm 2\sqrt{2}$
2. (a) $(-2, \infty)$ (i) $(-\infty, -3) \cup (-2, -1) \cup (1, \infty)$
 (b) $(-2, 3]$ (j) $(-\infty, 1] \cup [2, \infty)$
 (c) $(-1, 0) \cup (1, \infty)$ (k) $(-\infty, -6) \cup (-1, 2)$
 (d) $(-\infty, 0]$ (l) $(-\infty, -3) \cup [-2\sqrt{2}, 0] \cup [2\sqrt{2}, 3)$
 (e) $(-2, 0] \cup (2, \infty)$ (m) No solution
 (f) $(-\infty, -3) \cup (-3, 2) \cup (4, \infty)$ (n) $[-3, 0) \cup (0, 4) \cup [5, \infty)$
 (g) $(-3, -\frac{1}{3}) \cup (2, 3)$ (o) $(-1, -\frac{1}{2}] \cup (1, \infty)$
 (h) $(-1, 0] \cup (2, \infty)$
3. (a) $V = \pi r^2 h$. (c) $S(r) = 2\pi r^2 + \frac{67.2}{r}$, Domain $r > 0$
 (b) $S = 2\pi r^2 + 2\pi r h$ (d) $r \approx 1.749$ in. and $h \approx 3.498$ in.
4. $P(30) = 100$ so before 1903 there were fewer than 100 Sasquatch in Portage County.
5. (a) $C(25) = 590$ means it costs \$590 to remove 25% of the fish and $C(95) = 33630$ means it would cost \$33630 to remove 95% of the fish from the pond.
 (b) The vertical asymptote at $x = 100$ means that as we try to remove 100% of the fish from the pond, the cost increases without bound; i.e., it's impossible to remove all of the fish.
 (c) For \$40000 you could remove about 95.76% of the fish.
6. (a) $T = kV$ (c) $d = \frac{km}{V}$ (e) ¹¹ $D = k\rho\nu^2$.
 (b) ¹⁰ $f = \frac{k}{\lambda}$. (d) $P^2 = ka^3$ (f) ¹² $F = \frac{kqQ}{r^2}$
7. Rewriting $f = \frac{1}{2L}\sqrt{\frac{T}{\mu}}$ as $f = \frac{\frac{1}{2}\sqrt{T}}{L\sqrt{\mu}}$ we see that the frequency f varies directly with the square root of the tension and varies inversely with the length and the square root of the linear mass.
8. (a) $B = \frac{kW}{h^2}$ (b) ¹³ $k = 702.68$ (c) $B = \frac{703W}{h^2}$

¹⁰The character λ is the lower case Greek letter 'lambda.'

¹¹Note: The characters ρ and ν are the lower case Greek letters 'rho' and 'nu,' respectively.

¹²Note the similarity to this formula and Newton's Law of Universal Gravitation as discussed in Example 5.

¹³The CDC uses 703.

CHAPTER 5

FURTHER TOPICS IN FUNCTIONS

5.1 FUNCTION COMPOSITION

Before we embark upon any further adventures with functions, we need to take some time to gather our thoughts and gain some perspective. Chapter 1 first introduced us to functions in Section 1.4. At that time, functions were specific kinds of relations - sets of points in the plane which passed the Vertical Line Test, Theorem 1.1. In Section 1.5, we developed the idea that functions are processes - rules which match inputs to outputs - and this gave rise to the concepts of domain and range. We spoke about how functions could be combined in Section 1.6 using the four basic arithmetic operations, took a more detailed look at their graphs in Section 1.7 and studied how their graphs behaved under certain classes of transformations in Section 1.8. In Chapter 2, we took a closer look at three families of functions: linear functions (Section 2.1), absolute value functions¹ (Section 2.2), and quadratic functions (Section 2.3). Linear and quadratic functions were special cases of polynomial functions, which we studied in generality in Chapter 3. Chapter 3 culminated with the Real Factorization Theorem, Theorem 3.16, which says that all polynomial functions with real coefficients can be thought of as products of linear and quadratic functions. Our next step was to enlarge our field² of study to rational functions in Chapter 4. Being quotients of polynomials, we can ultimately view this family of functions as being built up of linear and quadratic functions as well. So in some sense, Chapters 2, 3, and 4 can be thought of as an exhaustive study of linear and quadratic³ functions and their arithmetic combinations as described in Section 1.6. We now wish to study other algebraic functions, such as $f(x) = \sqrt{x}$ and $g(x) = x^{2/3}$, and the purpose of the first two sections of this chapter is to see how these kinds of functions arise from polynomial and rational functions. To that end, we first study a new way to combine functions as defined below.

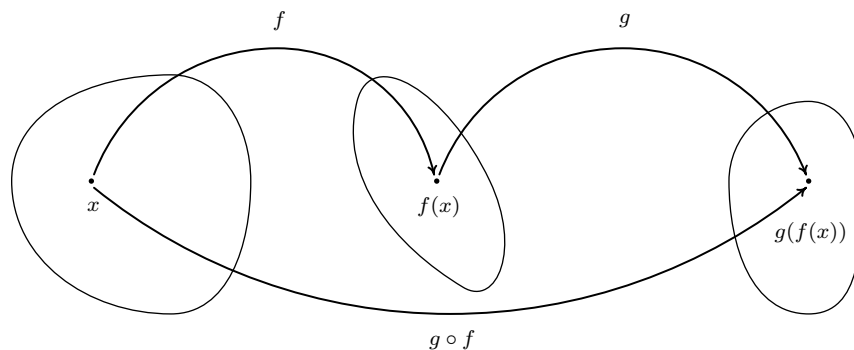
DEFINITION 5.1. Suppose f and g are two functions. The **composite** of g with f , denoted $g \circ f$, is defined by the formula $(g \circ f)(x) = g(f(x))$, provided x is an element of the domain of f and $f(x)$ is an element of the domain of g .

¹These were introduced, as you may recall, as piecewise-defined linear functions.

²This is a really bad math pun.

³If we broaden our concept of functions to allow for complex valued coefficients, the Complex Factorization Theorem, Theorem 3.14, tells us every function we have studied thus far is a combination of linear functions.

The quantity $g \circ f$ is also read ‘ g composed with f ’ or, more simply ‘ g of f .’ At its most basic level, Definition 5.1 tells us to obtain the formula for $(g \circ f)(x)$, we replace every occurrence of x in the formula for $g(x)$ with the formula we have for $f(x)$. If we take a step back and look at this from a procedural, ‘inputs and outputs’ perspective, Definition 5.1 tells us the output from $g \circ f$ is found by taking the output from f , $f(x)$, and then making that the input to g . The result, $g(f(x))$, is the output from $g \circ f$. From this perspective, we see $g \circ f$ as a two step process taking an input x and first applying the procedure f then applying the procedure g . Abstractly, we have



In the expression $g(f(x))$, the function f is often called the ‘inside’ function while g is often called the ‘outside’ function. There are two ways to go about evaluating composite functions - ‘inside out’ and ‘outside in’ - depending on which function we replace with its formula first. Both ways are demonstrated in the following example.

EXAMPLE 5.1.1. Let $f(x) = x^2 - 4x$, $g(x) = 2 - \sqrt{x + 3}$, and $h(x) = \frac{2x}{x + 1}$. Find and simplify the indicated composite functions. State the domain of each.

- | | |
|---------------------|-------------------------------|
| 1. $(g \circ f)(x)$ | 5. $(h \circ h)(x)$ |
| 2. $(f \circ g)(x)$ | 6. $(h \circ (g \circ f))(x)$ |
| 3. $(g \circ h)(x)$ | 7. $((h \circ g) \circ f)(x)$ |
| 4. $(h \circ g)(x)$ | |

SOLUTION.

1. By definition, $(g \circ f)(x) = g(f(x))$. We now illustrate the two ways to evaluate this.

- *inside out*: We insert the expression $f(x)$ into g first to get

$$(g \circ f)(x) = g(f(x)) = g(x^2 - 4x) = 2 - \sqrt{(x^2 - 4x) + 3} = 2 - \sqrt{x^2 - 4x + 3}$$

Hence, $(g \circ f)(x) = 2 - \sqrt{x^2 - 4x + 3}$.

- *outside in*: We use the formula for g first to get

$$(g \circ f)(x) = g(f(x)) = 2 - \sqrt{f(x) + 3} = 2 - \sqrt{(x^2 - 4x) + 3} = 2 - \sqrt{x^2 - 4x + 3}$$

We get the same answer as before, $(g \circ f)(x) = 2 - \sqrt{x^2 - 4x + 3}$.

To find the domain of $g \circ f$, we need to find the elements in the domain of f whose outputs $f(x)$ are in the domain of g . We accomplish this by following the rule set forth in Section 1.5, that is, we find the domain **before** we simplify. To that end, we examine $(g \circ f)(x) = 2 - \sqrt{x^2 - 4x + 3}$. To keep the square root happy, we solve the inequality $x^2 - 4x + 3 \geq 0$ by creating a sign diagram. If we let $r(x) = x^2 - 4x + 3$, we find the zeros of r to be $x = 1$ and $x = 3$. We obtain

$$\begin{array}{ccccccc} & (+) & 0 & (-) & 0 & (+) & \\ & & | & & | & & \\ \leftarrow & & 1 & & 3 & & \rightarrow \end{array}$$

Our solution to $x^2 - 4x + 3 \geq 0$, and hence the domain of $g \circ f$, is $(-\infty, 1] \cup [3, \infty)$.

2. To find $(f \circ g)(x)$, we find $f(g(x))$.

- *inside out*: We insert the expression $g(x)$ into f first to get

$$\begin{aligned} (f \circ g)(x) &= f(g(x)) \\ &= f(2 - \sqrt{x + 3}) \\ &= (2 - \sqrt{x + 3})^2 - 4(2 - \sqrt{x + 3}) \\ &= 4 - 4\sqrt{x + 3} + (\sqrt{x + 3})^2 - 8 + 4\sqrt{x + 3} \\ &= 4 + x + 3 - 8 \\ &= x - 1 \end{aligned}$$

- *outside in*: We use the formula for $f(x)$ first to get

$$\begin{aligned} (f \circ g)(x) &= f(g(x)) \\ &= (g(x))^2 - 4(g(x)) \\ &= (2 - \sqrt{x + 3})^2 - 4(2 - \sqrt{x + 3}) \\ &= x - 1 \end{aligned} \quad \text{same algebra as before}$$

Thus we get $(f \circ g)(x) = x - 1$. To find the domain of $(f \circ g)$, we look to the step before we did any simplification and find $(f \circ g)(x) = (2 - \sqrt{x + 3})^2 - 4(2 - \sqrt{x + 3})$. To keep the square root happy, we set $x + 3 \geq 0$ and find our domain to be $[-3, \infty)$.

3. To find $(g \circ h)(x)$, we compute $g(h(x))$.

- *inside out*: We insert the expression $h(x)$ into g first to get

$$\begin{aligned}
 (g \circ h)(x) &= g(h(x)) \\
 &= g\left(\frac{2x}{x+1}\right) \\
 &= 2 - \sqrt{\left(\frac{2x}{x+1}\right) + 3} \\
 &= 2 - \sqrt{\frac{2x}{x+1} + \frac{3(x+1)}{x+1}} \quad \text{get common denominators} \\
 &= 2 - \sqrt{\frac{5x+3}{x+1}}
 \end{aligned}$$

- *outside in*: We use the formula for $g(x)$ first to get

$$\begin{aligned}
 (g \circ h)(x) &= g(h(x)) \\
 &= 2 - \sqrt{h(x) + 3} \\
 &= 2 - \sqrt{\left(\frac{2x}{x+1}\right) + 3} \\
 &= 2 - \sqrt{\frac{5x+3}{x+1}} \quad \text{get common denominators as before}
 \end{aligned}$$

Hence, $(g \circ h)(x) = 2 - \sqrt{\frac{5x+3}{x+1}}$. To find the domain, we look to the step before we began to simplify: $(g \circ h)(x) = 2 - \sqrt{\left(\frac{2x}{x+1}\right) + 3}$. To avoid division by zero, we need $x \neq -1$. To keep the radical happy, we need to solve $\frac{2x}{x+1} + 3 \geq 0$. Getting common denominators as before, this reduces to $\frac{5x+3}{x+1} \geq 0$. Defining $r(x) = \frac{5x+3}{x+1}$, we have that r is undefined at $x = -1$ and $r(x) = 0$ at $x = -\frac{3}{5}$. We get

$$\begin{array}{c}
 (+) \quad \uparrow \quad (-) \quad 0 \quad (+) \\
 \leftarrow \quad \quad \quad \quad \quad \quad \quad \rightarrow \\
 \quad \quad \quad -1 \quad \quad \quad -\frac{3}{5}
 \end{array}$$

Our domain is $(-\infty, -1) \cup [-\frac{3}{5}, \infty)$.

4. We find $(h \circ g)(x)$ by finding $h(g(x))$.

- *inside out*: We insert the expression $g(x)$ into h first to get

$$(h \circ g)(x) = h(g(x))$$

$$\begin{aligned}
&= h(2 - \sqrt{x+3}) \\
&= \frac{2(2 - \sqrt{x+3})}{(2 - \sqrt{x+3}) + 1} \\
&= \frac{4 - 2\sqrt{x+3}}{3 - \sqrt{x+3}}
\end{aligned}$$

- *outside in*: We use the formula for $h(x)$ first to get

$$\begin{aligned}
(h \circ g)(x) &= h(g(x)) \\
&= \frac{2(g(x))}{(g(x)) + 1} \\
&= \frac{2(2 - \sqrt{x+3})}{(2 - \sqrt{x+3}) + 1} \\
&= \frac{4 - 2\sqrt{x+3}}{3 - \sqrt{x+3}}
\end{aligned}$$

Hence, $(h \circ g)(x) = \frac{4-2\sqrt{x+3}}{3-\sqrt{x+3}}$. To find the domain of $h \circ g$, we look to the step before any simplification: $(h \circ g)(x) = \frac{2(2-\sqrt{x+3})}{(2-\sqrt{x+3})+1}$. To keep the square root happy, we require $x+3 \geq 0$ or $x \geq -3$. Setting the denominator equal to zero gives $(2 - \sqrt{x+3}) + 1 = 0$ or $\sqrt{x+3} = 3$. Squaring both sides gives us $x+3 = 9$, or $x = 6$. Since $x = 6$ checks in the original equation, $(2 - \sqrt{x+3}) + 1 = 0$, we know $x = 6$ is the only zero of the denominator. Hence, the domain of $h \circ g$ is $[-3, 6) \cup (6, \infty)$.

5. To find $(h \circ h)(x)$, we substitute the function h into itself, $h(h(x))$.

- *inside out*: We insert the expression $h(x)$ into h to get

$$\begin{aligned}
(h \circ h)(x) &= h(h(x)) \\
&= h\left(\frac{2x}{x+1}\right) \\
&= \frac{2\left(\frac{2x}{x+1}\right)}{\left(\frac{2x}{x+1}\right) + 1} \\
&= \frac{\frac{4x}{x+1}}{\frac{2x}{x+1} + 1} \cdot \frac{(x+1)}{(x+1)}
\end{aligned}$$

$$\begin{aligned}
&= \frac{\frac{4x}{x+1} \cdot (x+1)}{\left(\frac{2x}{x+1}\right) \cdot (x+1) + 1 \cdot (x+1)} \\
&= \frac{\frac{4x}{\cancel{(x+1)}} \cdot \cancel{(x+1)}}{\frac{2x}{\cancel{(x+1)}} \cdot \cancel{(x+1)} + x+1} \\
&= \frac{4x}{3x+1}
\end{aligned}$$

- *outside in*: This approach yields

$$\begin{aligned}
(h \circ h)(x) &= h(h(x)) \\
&= \frac{2(h(x))}{h(x)+1} \\
&= \frac{2\left(\frac{2x}{x+1}\right)}{\left(\frac{2x}{x+1}\right)+1} \\
&= \frac{4x}{3x+1} \quad \text{same algebra as before}
\end{aligned}$$

To find the domain of $h \circ h$, we analyze $(h \circ h)(x) = \frac{2\left(\frac{2x}{x+1}\right)}{\left(\frac{2x}{x+1}\right)+1}$. To keep the denominator $x+1$ happy, we need $x \neq -1$. Setting the denominator $\frac{2x}{x+1} + 1 = 0$ gives $x = -\frac{1}{3}$. Our domain is $(-\infty, -1) \cup (-1, -\frac{1}{3}) \cup (-\frac{1}{3}, \infty)$.

6. The expression $(h \circ (g \circ f))(x)$ indicates that we first find the composite, $g \circ f$ and compose the function h with the result. We know from number 1 that $(g \circ f)(x) = 2 - \sqrt{x^2 - 4x + 3}$. We now proceed as usual.

- *inside out*: We insert the expression $(g \circ f)(x)$ into h first to get

$$\begin{aligned}
(h \circ (g \circ f))(x) &= h((g \circ f)(x)) \\
&= h\left(2 - \sqrt{x^2 - 4x + 3}\right) \\
&= \frac{2\left(2 - \sqrt{x^2 - 4x + 3}\right)}{\left(2 - \sqrt{x^2 - 4x + 3}\right) + 1}
\end{aligned}$$

$$= \frac{4 - 2\sqrt{x^2 - 4x + 3}}{3 - \sqrt{x^2 - 4x + 3}}$$

- *outside in*: We use the formula for $h(x)$ first to get

$$\begin{aligned} (h \circ (g \circ f))(x) &= h((g \circ f)(x)) \\ &= \frac{2((g \circ f)(x))}{((g \circ f)(x)) + 1} \\ &= \frac{2(2 - \sqrt{x^2 - 4x + 3})}{(2 - \sqrt{x^2 - 4x + 3}) + 1} \\ &= \frac{4 - 2\sqrt{x^2 - 4x + 3}}{3 - \sqrt{x^2 - 4x + 3}} \end{aligned}$$

So we get $(h \circ (g \circ f))(x) = \frac{4 - 2\sqrt{x^2 - 4x + 3}}{3 - \sqrt{x^2 - 4x + 3}}$. To find the domain, we look at the step before we began to simplify, $(h \circ (g \circ f))(x) = \frac{2(2 - \sqrt{x^2 - 4x + 3})}{(2 - \sqrt{x^2 - 4x + 3}) + 1}$. For the square root, we need $x^2 - 4x + 3 \geq 0$, which we determined in number 1 to be $(-\infty, 1] \cup [3, \infty)$. Next, we set the denominator to zero and solve: $(2 - \sqrt{x^2 - 4x + 3}) + 1 = 0$. We get $\sqrt{x^2 - 4x + 3} = 3$, and, after squaring both sides, we have $x^2 - 4x + 3 = 9$. To solve $x^2 - 4x - 6 = 0$, we use the quadratic formula and get $x = 2 \pm \sqrt{10}$. The reader is encouraged to check that both of these numbers satisfy the original equation, $(2 - \sqrt{x^2 - 4x + 3}) + 1 = 0$. Hence we must exclude these numbers from the domain of $h \circ (g \circ f)$. Our final domain for $h \circ (f \circ g)$ is $(-\infty, 2 - \sqrt{10}) \cup (2 - \sqrt{10}, 1] \cup [3, 2 + \sqrt{10}) \cup (2 + \sqrt{10}, \infty)$.

7. The expression $((h \circ g) \circ f)(x)$ indicates that we first find the composite $h \circ g$ and then compose that with f . From number 4, we gave $(h \circ g)(x) = \frac{4 - 2\sqrt{x+3}}{3 - \sqrt{x+3}}$. We now proceed as before.

- *inside out*: We insert the expression $f(x)$ into $h \circ g$ first to get

$$\begin{aligned} ((h \circ g) \circ f)(x) &= (h \circ g)(f(x)) \\ &= (h \circ g)(x^2 - 4x) \\ &= \frac{4 - 2\sqrt{(x^2 - 4x) + 3}}{3 - \sqrt{(x^2 - 4x) + 3}} \\ &= \frac{4 - 2\sqrt{x^2 - 4x + 3}}{3 - \sqrt{x^2 - 4x + 3}} \end{aligned}$$

- *outside in*: We use the formula for $(h \circ g)(x)$ first to get

$$((h \circ g) \circ f)(x) = (h \circ g)(f(x))$$

$$\begin{aligned}
&= \frac{4 - 2\sqrt{(f(x)) + 3}}{3 - \sqrt{f(x) + 3}} \\
&= \frac{4 - 2\sqrt{(x^2 - 4x) + 3}}{3 - \sqrt{(x^2 - 4x) + 3}} \\
&= \frac{4 - 2\sqrt{x^2 - 4x + 3}}{3 - \sqrt{x^2 - 4x + 3}}
\end{aligned}$$

We note that the formula for $((h \circ g) \circ f)(x)$ before simplification is identical to that of $(h \circ (g \circ f))(x)$ before we simplified it. Hence, the two functions have the same domain, $h \circ (f \circ g)$ is $(-\infty, 2 - \sqrt{10}) \cup (2 - \sqrt{10}, 1] \cup [3, 2 + \sqrt{10}) \cup (2 + \sqrt{10}, \infty)$.

□

It should be clear from Example 5.1.1 that, in general, when you compose two functions, such as f and g above, the order matters.⁴ We found that the functions $f \circ g$ and $g \circ f$ were different as were $g \circ h$ and $h \circ g$. Thinking of functions as processes, this isn't all that surprising. If we think of one process as putting on our socks, and the other as putting on our shoes, the order in which we do these two tasks does matter.⁵ Also note the importance of finding the domain of the composite function **before** simplifying. For instance, the domain of $f \circ g$ is much different than its simplified formula would indicate. Composing a function with itself, as in the case of $h \circ h$, may seem odd. Looking at this from a procedural perspective, however, this merely indicates performing a task h and then doing it again - like setting the washing machine to do a 'double rinse'. Composing a function with itself is called 'iterating' the function, and we could easily spend an entire course on just that. The last two problems in Example 5.1.1 serve to demonstrate the **associative** property of functions. That is, when composing three (or more) functions, as long as we keep the order the same, it doesn't matter which two functions we compose first. This property as well as another important property are listed in the theorem below.

THEOREM 5.1. Properties of Function Composition: Suppose f , g , and h are functions.

- $h \circ (g \circ f) = (h \circ g) \circ f$, provided the composite functions are defined.
- If I is defined as $I(x) = x$ for all real numbers x , then $I \circ f = f \circ I = f$.

By repeated applications of Definition 5.1, we find $(h \circ (g \circ f))(x) = h((g \circ f)(x)) = h(g(f(x)))$. Similarly, $((h \circ g) \circ f)(x) = (h \circ g)(f(x)) = h(g(f(x)))$. This establishes that the formulas for the two functions are the same. We leave it to the reader to think about why the domains of these two functions are identical, too. These two facts establish the equality $h \circ (g \circ f) = (h \circ g) \circ f$. A consequence of the associativity of function composition is that there is no need for parentheses

⁴This shows us function composition isn't **commutative**. An example of an operation we perform on two functions which is commutative is function addition, which we defined in Section 1.6. In other words, the functions $f + g$ and $g + f$ are always equal. Which of the remaining operations on functions we have discussed are commutative?

⁵A more mathematical example in which the order of two processes matters can be found in Section 1.8. In fact, all of the transformations in that section can be viewed in terms of composing functions with linear functions.

when we write $h \circ g \circ f$. The second property can also be verified using Definition 5.1. Recall that the function $I(x) = x$ is called the *identity function* and was introduced in Exercise 15 in Section 2.1. If we compose the function I with a function f , then we have $(I \circ f)(x) = I(f(x)) = f(x)$, and a similar computation shows $(f \circ I)(x) = f(x)$. This establishes that we have an identity for function composition much in the same way the real number 1 is an identity for real number multiplication. That is, just as for any real number x , $1 \cdot x = x \cdot 1 = x$, we have for any function f , $I \circ f = f \circ I = f$. We shall see the concept of an identity take on great significance in the next section. Out in the wild, function composition is often used to relate two quantities which may not be directly related, but have a variable in common, as illustrated in our next example.

EXAMPLE 5.1.2. The surface area S of a sphere is a function of its radius r and is given by the formula $S(r) = 4\pi r^2$. Suppose the sphere is being inflated so that the radius of the sphere is increasing according to the formula $r(t) = 3t^2$, where t is measured in seconds, $t \geq 0$, and r is measured in inches. Find and interpret $(S \circ r)(t)$.

SOLUTION. If we look at the functions $S(r)$ and $r(t)$ individually, we see the former gives the surface area of a sphere of a given radius while the latter gives the radius at a given time. So, given a specific time, t , we could find the radius at that time, $r(t)$ and feed that into $S(r)$ to find the surface area at that time. From this we see that the surface area S is ultimately a function of time t and we find $(S \circ r)(t) = S(r(t)) = 4\pi(r(t))^2 = 4\pi(3t^2)^2 = 36\pi t^4$. This formula allows us to compute the surface area directly given the time without going through the ‘middle man’ r . \square

A useful skill in Calculus is to be able to take a complicated function and break it down into a composition of easier functions which our last example illustrates.

EXAMPLE 5.1.3. Write each of the following functions as a composition of two or more (non-identity) functions. Check your answer by performing the function composition.

1. $F(x) = |3x - 1|$

2. $G(x) = \frac{2}{x^2 + 1}$

3. $H(x) = \frac{\sqrt{x} + 1}{\sqrt{x} - 1}$

SOLUTION. There are many approaches to this kind of problem, and we showcase a different methodology in each of the solutions below.

1. Our goal is to express the function F as $F = g \circ f$ for functions g and f . From Definition 5.1, we know $F(x) = g(f(x))$, and we can think of $f(x)$ as being the ‘inside’ function and g as being the ‘outside’ function. Looking at $F(x) = |3x - 1|$ from an ‘inside versus outside’ perspective, we can think of $3x - 1$ being inside the absolute value symbols. Taking this cue, we define $f(x) = 3x - 1$. At this point, we have $F(x) = |f(x)|$. What is the outside function? The function which takes the absolute value of its input, $g(x) = |x|$. Sure enough, $(g \circ f)(x) = g(f(x)) = |f(x)| = |3x - 1| = F(x)$, so we are done.

2. We attack deconstructing G from an operational approach. Given an input x , the first step is to square x , then add 1, then divide the result into 2. We will assign each of these steps a function so as to write G as a composite of three functions: f , g and h . Our first function, f , is the function that squares its input, $f(x) = x^2$. The next function is the function that adds 1 to its input, $g(x) = x + 1$. Our last function takes its input and divides it into 2, $h(x) = \frac{2}{x}$. The claim is that $G = h \circ g \circ f$. We find $(h \circ g \circ f)(x) = h(g(f(x))) = h(g(x^2)) = h(x^2 + 1) = \frac{2}{x^2 + 1} = G(x)$.
3. If we look $H(x) = \frac{\sqrt{x+1}}{\sqrt{x-1}}$ with an eye towards building a complicated function from simpler functions, we see the expression \sqrt{x} is a simple piece of the larger function. If we define $f(x) = \sqrt{x}$, we have $H(x) = \frac{f(x)+1}{f(x)-1}$. If we want to decompose $H = g \circ f$, then we can glean the formula from $g(x)$ by looking at what is being done to $f(x)$. We find $g(x) = \frac{x+1}{x-1}$. We check $(g \circ f)(x) = g(f(x)) = \frac{f(x)+1}{f(x)-1} = \frac{\sqrt{x}+1}{\sqrt{x}-1} = H(x)$, as required. \square

5.1.1 EXERCISES

1. Let $f(x) = 3x - 6$, $g(x) = |x|$, $h(x) = \sqrt{x}$ and $k(x) = \frac{1}{x}$. Find and simplify the indicated composite functions. State the domain of each.

- | | |
|----------------------|--------------------------------------|
| (a) $(f \circ g)(x)$ | (h) $(k \circ f)(x)$ |
| (b) $(g \circ f)(x)$ | (i) $(h \circ k)(x)$ |
| (c) $(f \circ h)(x)$ | (j) $(k \circ h)(x)$ |
| (d) $(h \circ f)(x)$ | (k) $(f \circ g \circ h)(x)$ |
| (e) $(g \circ h)(x)$ | (l) $(h \circ g \circ k)(x)$ |
| (f) $(h \circ g)(x)$ | (m) $(k \circ h \circ f)(x)$ |
| (g) $(f \circ k)(x)$ | (n) $(h \circ k \circ g \circ f)(x)$ |

2. Let $f(x) = 2x + 1$, $g(x) = x^2 - x - 6$ and $h(x) = \frac{x+6}{x-6}$. Find and simplify the indicated composite functions. Find the domain of each.

- | | |
|----------------------|----------------------|
| (a) $(g \circ f)(x)$ | (c) $(h \circ g)(x)$ |
| (b) $(h \circ f)(x)$ | (d) $(h \circ h)(x)$ |

3. Let $f(x) = \sqrt{x-3}$, $g(x) = 4x + 3$ and $h(x) = \frac{x-2}{x+3}$. Find and simplify the indicated composite functions. Find the domain of each.

- | | |
|----------------------|----------------------|
| (a) $(f \circ g)(x)$ | (f) $(h \circ g)(x)$ |
| (b) $(g \circ f)(x)$ | (g) $(f \circ f)(x)$ |
| (c) $(f \circ h)(x)$ | (h) $(g \circ g)(x)$ |
| (d) $(h \circ f)(x)$ | (i) $(h \circ h)(x)$ |
| (e) $(g \circ h)(x)$ | |

4. Let $f(x) = \sqrt{9-x^2}$ and $g(x) = x^2 - 9$. Find and simplify the indicated composite functions. State the domain of each.

- | | |
|----------------------|----------------------|
| (a) $(f \circ f)(x)$ | (c) $(g \circ f)(x)$ |
| (b) $(g \circ g)(x)$ | (d) $(f \circ g)(x)$ |

5. Let f be the function defined by $f = \{(-3, 4), (-2, 2), (-1, 0), (0, 1), (1, 3), (2, 4), (3, -1)\}$ and let g be the function defined $g = \{(-3, -2), (-2, 0), (-1, -4), (0, 0), (1, -3), (2, 1), (3, 2)\}$.

Find the each of the following values if it exists.

- | | |
|-----------------------|---|
| (a) $(f \circ g)(3)$ | (h) $(g \circ f)(-2)$ |
| (b) $f(g(-1))$ | (i) $g(f(g(0)))$ |
| (c) $(f \circ f)(0)$ | (j) $f(f(f(-1)))$ |
| (d) $(f \circ g)(-3)$ | (k) $f(f(f(f(f(1))))))$ |
| (e) $(g \circ f)(3)$ | (l) $\overbrace{(g \circ g \circ \cdots \circ g)}^{n \text{ times}}(0)$ |
| (f) $g(f(-3))$ | |
| (g) $(g \circ g)(-2)$ | |

6. Let $g(x) = -x$, $h(x) = x + 2$, $j(x) = 3x$ and $k(x) = x - 4$. In what order must these functions be composed with $f(x) = \sqrt{x}$ to create $F(x) = 3\sqrt{-x + 2} - 4$?
7. What linear functions could be used to transform $f(x) = x^3$ into $F(x) = -\frac{1}{2}(2x - 7)^3 + 1$? What is the proper order of composition?
8. Write the following as a composition of two or more non-identity functions.

- | | |
|-------------------------------|---------------------------------------|
| (a) $h(x) = \sqrt{2x - 1}$ | (c) $F(x) = (x^2 - 1)^3$ |
| (b) $r(x) = \frac{2}{5x + 1}$ | (d) $R(x) = \frac{2x^3 + 1}{x^3 - 1}$ |

9. Write the function $F(x) = \sqrt{\frac{x^3 + 6}{x^3 - 9}}$ as a composition of three or more non-identity functions.
10. The volume V of a cube is a function of its side length x . Let's assume that $x = t + 1$ is also a function of time t , where x is measured in inches and t is measured in minutes. Find a formula for V as a function of t .
11. Suppose a local vendor charges \$2 per hot dog and that the number of hot dogs sold per hour x is given by $x(t) = -4t^2 + 20t + 92$, where t is the number of hours since 10 AM, $0 \leq t \leq 4$.
- Find an expression for the revenue per hour R as a function of x .
 - Find and simplify $(R \circ x)(t)$. What does this represent?
 - What is the revenue per hour at noon?
12. Discuss with your classmates how 'real-world' processes such as filling out federal income tax forms or computing your final course grade could be viewed as a use of function composition. Find a process for which composition with itself (iteration) makes sense.

5.1.2 ANSWERS

1. (a) $(f \circ g)(x) = 3|x| - 6$
Domain: $(-\infty, \infty)$
- (b) $(g \circ f)(x) = |3x - 6|$
Domain: $(-\infty, \infty)$
- (c) $(f \circ h)(x) = 3\sqrt{x} - 6$
Domain: $[0, \infty)$
- (d) $(h \circ f)(x) = \sqrt{3x - 6}$
Domain: $[2, \infty)$
- (e) $(g \circ h)(x) = \sqrt{x}$
Domain: $[0, \infty)$
- (f) $(h \circ g)(x) = \sqrt{|x|}$
Domain: $(-\infty, \infty)$
- (g) $(f \circ k)(x) = \frac{3}{x} - 6$
Domain: $(-\infty, 0) \cup (0, \infty)$
- (h) $(k \circ f)(x) = \frac{1}{3x - 6}$
Domain: $(-\infty, 2) \cup (2, \infty)$
2. (a) $(g \circ f)(x) = 4x^2 + 2x - 6$
Domain: $(-\infty, \infty)$
- (b) $(h \circ f)(x) = \frac{2x + 7}{2x - 5}$
Domain: $(-\infty, \frac{5}{2}) \cup (\frac{5}{2}, \infty)$
3. (a) $(f \circ g)(x) = 2\sqrt{x}$
Domain: $[0, \infty)$
- (b) $(g \circ f)(x) = 4\sqrt{x - 3} + 3$
Domain: $[3, \infty)$
- (c) $(f \circ h)(x) = \sqrt{\frac{-2x - 11}{x + 3}}$
Domain: $[-\frac{11}{2}, -3)$
- (d) $(h \circ f)(x) = \frac{\sqrt{x - 3} - 2}{\sqrt{x - 3} + 3}$
Domain: $[3, \infty)$
- (e) $(g \circ h)(x) = \frac{7x + 1}{x + 3}$
Domain: $(-\infty, -3) \cup (-3, \infty)$
- (i) $(h \circ k)(x) = \sqrt{\frac{1}{x}}$
Domain: $(0, \infty)$
- (j) $(k \circ h)(x) = \frac{1}{\sqrt{x}}$
Domain: $(0, \infty)$
- (k) $(f \circ g \circ h)(x) = 3\sqrt{x} - 6$
Domain: $[0, \infty)$
- (l) $(h \circ g \circ k)(x) = \sqrt{\left|\frac{1}{x}\right|}$
Domain: $(-\infty, 0) \cup (0, \infty)$
- (m) $(k \circ h \circ f)(x) = \frac{1}{\sqrt{3x - 6}}$
Domain: $(2, \infty)$
- (n) $(h \circ k \circ g \circ f)(x) = \sqrt{\frac{1}{|3x - 6|}}$
Domain: $(-\infty, 2) \cup (2, \infty)$
- (c) $(h \circ g)(x) = \frac{x^2 - x}{x^2 - x - 12}$
Domain: $(-\infty, -3) \cup (-3, 4) \cup (4, \infty)$
- (d) $(h \circ h)(x) = -\frac{7x - 30}{5x - 42}$
Domain: $(-\infty, 6) \cup (6, \frac{42}{5}) \cup (\frac{42}{5}, \infty)$
- (f) $(h \circ g)(x) = \frac{4x + 1}{4x + 6}$
Domain: $(-\infty, -\frac{3}{2}) \cup (-\frac{3}{2}, \infty)$
- (g) $(f \circ f)(x) = \sqrt{\sqrt{x - 3} - 3}$
Domain: $[12, \infty)$
- (h) $(g \circ g)(x) = 16x + 15$
Domain: $(-\infty, \infty)$
- (i) $(h \circ h)(x) = \frac{-x - 8}{4x + 7}$
Domain: $(-\infty, -3) \cup (-3, -\frac{7}{4}) \cup (-\frac{7}{4}, \infty)$

4. (a) $(f \circ f)(x) = |x|$
Domain: $[-3, 3]$
- (b) $(g \circ g)(x) = x^4 - 18x^2 + 72$
Domain: $(-\infty, \infty)$
- (c) $(g \circ f)(x) = -x^2$
Domain: $[-3, 3]$
- (d) $(f \circ g)(x) = \sqrt{-x^4 + 18x^2 - 72}$
Domain: $[-\sqrt{12}, -\sqrt{6}] \cup [\sqrt{6}, \sqrt{12}]$ ⁶
5. (a) $(f \circ g)(3) = f(g(3)) = f(2) = 4$
- (b) $f(g(-1)) = f(-4)$ which is undefined
- (c) $(f \circ f)(0) = f(f(0)) = f(1) = 3$
- (d) $(f \circ g)(-3) = f(g(-3)) = f(-2) = 2$
- (e) $(g \circ f)(3) = g(f(3)) = g(-1) = -4$
- (f) $g(f(-3)) = g(4)$ which is undefined
- (g) $(g \circ g)(-2) = g(g(-2)) = g(0) = 0$
- (h) $(g \circ f)(-2) = g(f(-2)) = g(2) = 1$
- (i) $g(f(g(0))) = g(f(0)) = g(1) = -3$
- (j) $f(f(f(-1))) = f(f(0)) = f(1) = 3$
- (k) $f(f(f(f(f(1)))))) = f(f(f(f(3)))) = f(f(f(-1))) = f(f(0)) = f(1) = 3$
- (l) $\overbrace{(g \circ g \circ \dots \circ g)}^{n \text{ times}}(0) = 0$
6. $F(x) = 3\sqrt{-x+2} - 4 = k(j(f(h(g(x))))))$
7. One possible solution is $F(x) = -\frac{1}{2}(2x-7)^3 + 1 = k(j(f(h(g(x))))))$ where $g(x) = 2x$, $h(x) = x - 7$, $j(x) = -\frac{1}{2}x$ and $k(x) = x + 1$. You could also have $F(x) = H(f(G(x)))$ where $G(x) = 2x - 7$ and $H(x) = -\frac{1}{2}x + 1$.
8. (a) $h(x) = (g \circ f)(x)$ where $f(x) = 2x - 1$ and $g(x) = \sqrt{x}$.
- (b) $r(x) = (g \circ f)(x)$ where $f(x) = 5x + 1$ and $g(x) = \frac{2}{x}$.
- (c) $F(x) = (g \circ f)(x)$ where $f(x) = x^2 - 1$ and $g(x) = x^3$.
- (d) $R(x) = (g \circ f)(x)$ where $f(x) = x^3$ and $g(x) = \frac{2x+1}{x-1}$.
9. $F(x) = \sqrt{\frac{x^3+6}{x^3-9}} = (h(g(f(x))))$ where $f(x) = x^3$, $g(x) = \frac{x+6}{x-9}$ and $h(x) = \sqrt{x}$.
10. $V(x) = x^3$ so $V(x(t)) = (t+1)^3$
11. (a) $R(x) = 2x$
- (b) $(R \circ x)(t) = -8t^2 + 40t + 184$, $0 \leq t \leq 4$. This gives the revenue per hour as a function of time.
- (c) Noon corresponds to $t = 2$, so $(R \circ x)(2) = 232$. The hourly revenue at noon is \$232 per hour.

⁶The quantity $-x^4 + 18x^2 - 72$ is a 'quadratic in disguise' which factors nicely. See Example 3.3.4 in Section 3.3.

5.2 INVERSE FUNCTIONS

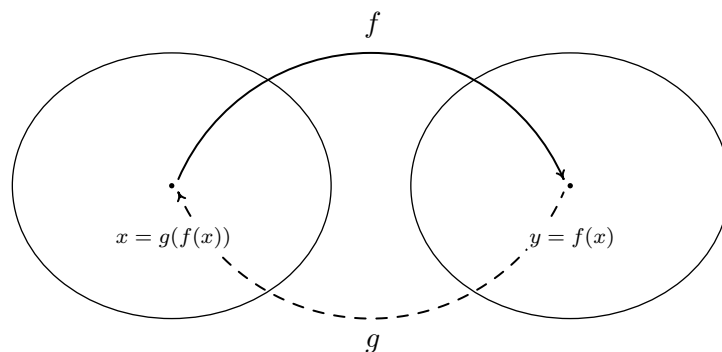
Thinking of a function as a process like we did in Section 1.5, in this section we seek another function which might reverse that process. As in real life, we will find that some processes (like putting on socks and shoes) are reversible while some (like cooking a steak) are not. We start by discussing a very basic function which is reversible, $f(x) = 3x + 4$. Thinking of f as a process, we start with an input x and apply two steps, as we saw in Section 1.5

1. multiply by 3
2. add 4

To reverse this process, we seek a function g which will undo each of these steps and take the output from f , $3x + 4$, and return the input x . If we think of the real-world reversible two-step process of first putting on socks then putting on shoes, to reverse the process, we first take off the shoes, and then we take off the socks. In much the same way, the function g should undo the second step of f first. That is, the function g should

1. *subtract* 4
2. *divide* by 3

Following this procedure, we get $g(x) = \frac{x-4}{3}$. Let's check to see if the function g does the job. If $x = 5$, then $f(5) = 3(5) + 4 = 15 + 4 = 19$. Taking the output 19 from f , we substitute it into g to get $g(19) = \frac{19-4}{3} = \frac{15}{3} = 5$, which is our original input to f . To check that g does the job for all x in the domain of f , we take the generic output from f , $f(x) = 3x + 4$, and substitute that into g . That is, $g(f(x)) = g(3x + 4) = \frac{(3x+4)-4}{3} = \frac{3x}{3} = x$, which is our original input to f . If we carefully examine the arithmetic as we simplify $g(f(x))$, we actually see g first 'undoing' the addition of 4, and then 'undoing' the multiplication by 3. Not only does g undo f , but f also undoes g . That is, if we take the output from g , $g(x) = \frac{x-4}{3}$, and put that into f , we get $f(g(x)) = f\left(\frac{x-4}{3}\right) = 3\left(\frac{x-4}{3}\right) + 4 = (x-4) + 4 = x$. Using the language of function composition developed in Section 5.1, the statements $g(f(x)) = x$ and $f(g(x)) = x$ can be written as $(g \circ f)(x) = x$ and $(f \circ g)(x) = x$, respectively. Abstractly, we can visualize the relationship between f and g in the diagram below.



The main idea to get from the diagram is that g takes the outputs from f and returns them to their respective inputs, and conversely, f takes outputs from g and returns them to their respective inputs. We now have enough background to state the central definition of the section.

DEFINITION 5.2. Suppose f and g are two functions such that

1. $(g \circ f)(x) = x$ for all x in the domain of f **and**
2. $(f \circ g)(x) = x$ for all x in the domain of g .

Then f and g are said to be **inverses** of each other. The functions f and g are said to be **invertible**.

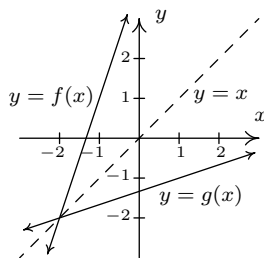
Our first result of the section formalizes the concepts that inverse functions exchange inputs and outputs and is a consequence of Definition 5.2 and the Fundamental Graphing Principle for Functions.

THEOREM 5.2. Properties of Inverse Functions: Suppose f and g are inverse functions.

- The range^a of f is the domain of g and the domain of f is the range of g
- $f(a) = b$ if and only if $g(b) = a$
- (a, b) is on the graph of f if and only if (b, a) is on the graph of g

^aRecall this is the set of all outputs of a function.

The third property in Theorem 5.2 tells us that the graphs of inverse functions are reflections about the line $y = x$. For a proof of this, we refer the reader to Example 1.1.6 in Section 1.1 and Exercise 14 in Section 2.1. A plot of the inverse functions $f(x) = 3x + 4$ and $g(x) = \frac{x-4}{3}$ confirms this.



If we abstract one step further, we can express the sentiment in Definition 5.2 by saying that f and g are inverses if and only if $g \circ f = I_1$ and $f \circ g = I_2$ where I_1 is the identity function restricted¹ to the domain of f and I_2 is the identity function restricted to the domain of g . In other words, $I_1(x) = x$ for all x in the domain of f and $I_2(x) = x$ for all x in the domain of g . Using this description of inverses along with the properties of function composition listed in Theorem 5.1,

¹The identity function I , which was introduced in Section 2.1 and mentioned in Theorem 5.1, has a domain of all real numbers. In general, the domains of f and g are not all real numbers, which necessitates the restrictions listed here.

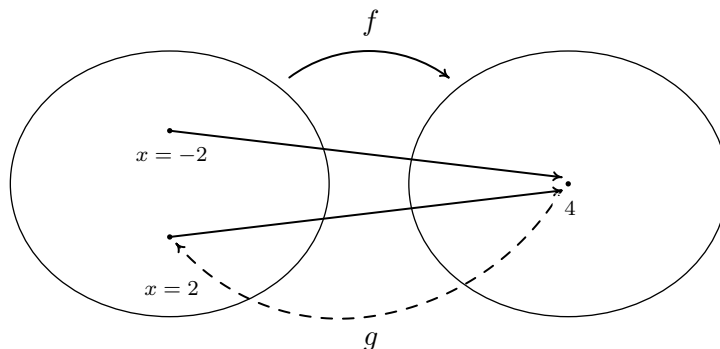
we can show that function inverses are unique.² Suppose g and h are both inverses of a function f . By Theorem 5.2, the domain of g is equal to the domain of h , since both are the range of f . This means the identity function I_2 applies both to the domain of h and the domain of g . Thus $h = h \circ I_2 = h \circ (f \circ g) = (h \circ f) \circ g = I_1 \circ g = g$, as required.³ We summarize the discussion of the last two paragraphs in the following theorem.⁴

THEOREM 5.3. Uniqueness of Inverse Functions and Their Graphs : Suppose f is an invertible function.

- There is exactly one inverse function for f , denoted f^{-1} (read f -inverse)
- The graph of $y = f^{-1}(x)$ is the reflection of the graph of $y = f(x)$ across the line $y = x$.

The notation f^{-1} is an unfortunate choice since you've been programmed since Elementary Algebra to think of this as $\frac{1}{f}$. This is most definitely **not** the case since, for instance, $f(x) = 3x + 4$ has as its inverse $f^{-1}(x) = \frac{x-4}{3}$, which is certainly different than $\frac{1}{f(x)} = \frac{1}{3x+4}$. Why does this confusing notation persist? As we mentioned in Section 5.1, the identity function I is to function composition what the real number 1 is to real number multiplication. The choice of notation f^{-1} alludes to the property that $f^{-1} \circ f = I_1$ and $f \circ f^{-1} = I_2$, in much the same way as $3^{-1} \cdot 3 = 1$ and $3 \cdot 3^{-1} = 1$.

Let's turn our attention to the function $f(x) = x^2$. Is f invertible? A likely candidate for the inverse is the function $g(x) = \sqrt{x}$. Checking the composition yields $(g \circ f)(x) = g(f(x)) = \sqrt{x^2} = |x|$, which is not equal to x for all x in the domain $(-\infty, \infty)$. For example, when $x = -2$, $f(-2) = (-2)^2 = 4$, but $g(4) = \sqrt{4} = 2$, which means g failed to return the input -2 from its output 4 . What g did, however, is match the output 4 to a **different** input, namely 2 , which satisfies $f(2) = 4$. This issue is presented schematically in the picture below.



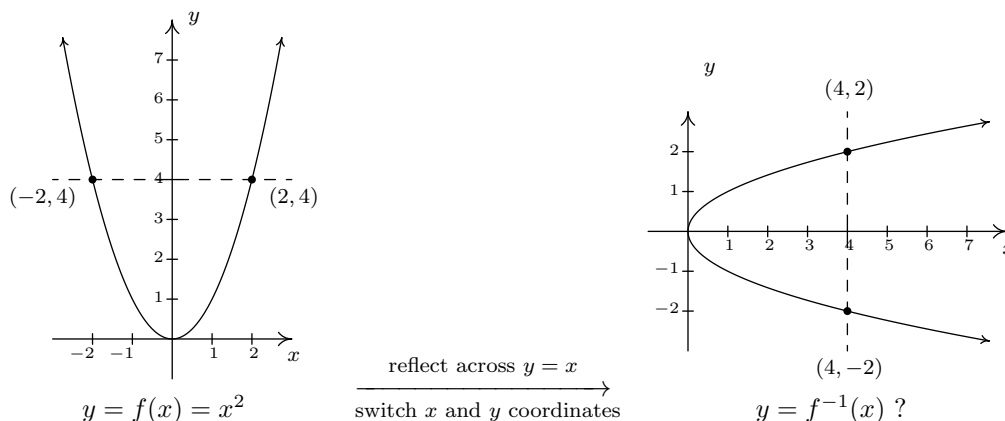
We see from the diagram that since both $f(-2)$ and $f(2)$ are 4 , it is impossible to construct a **function** which takes 4 back to **both** $x = 2$ and $x = -2$. (By definition, a function matches

²In other words, invertible functions have exactly one inverse.

³It is an excellent exercise to explain each step in this string of equalities.

⁴In the interests of full disclosure, the authors would like to admit that much of the discussion in the previous paragraphs could have easily been avoided had we appealed to the description of a function as a set of ordered pairs. We make no apology for our discussion from a function composition standpoint, however, since it exposes the reader to more abstract ways of thinking of functions and inverses. We will revisit this concept again in Chapter 8.

a real number with exactly one other real number.) From a graphical standpoint, we know that if $y = f^{-1}(x)$ exists, its graph can be obtained by reflecting $y = x^2$ about the line $y = x$, in accordance with Theorem 5.3. Doing so produces



We see that the line $x = 4$ intersects the graph of the supposed inverse twice - meaning the graph fails the Vertical Line Test, Theorem 1.1, and as such, does not represent y as a function of x . The vertical line $x = 4$ on the graph on the right corresponds to the *horizontal line* $y = 4$ on the graph of $y = f(x)$. The fact that the horizontal line $y = 4$ intersects the graph of f twice means two **different** inputs, namely $x = -2$ and $x = 2$, are matched with the **same** output, 4, which is the cause of all of the trouble. In general, for a function to have an inverse, **different** inputs must go to **different** outputs, or else we will run into the same problem we did with $f(x) = x^2$. We give this property a name.

DEFINITION 5.3. A function f is said to be **one-to-one** if f matches different inputs to different outputs. Equivalently, f is one-to-one if and only if whenever $f(c) = f(d)$, then $c = d$.

Graphically, we detect one-to-one functions using the test below.

THEOREM 5.4. The Horizontal Line Test: A function f is one-to-one if and only if no horizontal line intersects the graph of f more than once.

We say that the graph of a function **passes** the Horizontal Line Test if no horizontal line intersects the graph more than once; otherwise, we say the graph of the function **fails** the Horizontal Line Test. We have argued that if f is invertible, then f must be one-to-one, otherwise the graph given by reflecting the graph of $y = f(x)$ about the line $y = x$ will fail the Vertical Line Test. It turns out that being one-to-one is also enough to guarantee invertibility. To see this, we think of f as the set of ordered pairs which constitute its graph. If switching the x - and y -coordinates of the points results in a function, then f is invertible and we have found f^{-1} . This is precisely what the Horizontal Line Test does for us: it checks to see whether or not a set of points describes x as a function of y . We summarize these results below.

THEOREM 5.5. Equivalent Conditions for Invertibility: Suppose f is a function. The following statements are equivalent.

- f is invertible.
- f is one-to-one.
- The graph of f passes the Horizontal Line Test.

We put this result to work in the next example.

EXAMPLE 5.2.1. Determine if the following functions are one-to-one in two ways: (a) analytically using Definition 5.3 and (b) graphically using the Horizontal Line Test.

$$1. f(x) = \frac{1 - 2x}{5}$$

$$3. h(x) = x^2 - 2x + 4$$

$$2. g(x) = \frac{2x}{1 - x}$$

$$4. F = \{(-1, 1), (0, 2), (2, 1)\}$$

SOLUTION.

1. (a) To determine if f is one-to-one analytically, we assume $f(c) = f(d)$ and attempt to deduce that $c = d$.

$$\begin{aligned} f(c) &= f(d) \\ \frac{1 - 2c}{5} &= \frac{1 - 2d}{5} \\ 1 - 2c &= 1 - 2d \\ -2c &= -2d \\ c &= d \checkmark \end{aligned}$$

Hence, f is one-to-one.

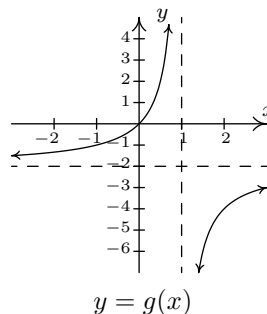
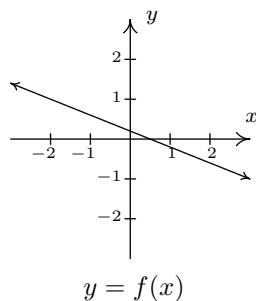
- (b) To check if f is one-to-one graphically, we look to see if the graph of $y = f(x)$ passes the Horizontal Line Test. We have that f is a non-constant linear function, which means its graph is a non-horizontal line. Thus the graph of f passes the Horizontal Line Test as seen below.

2. (a) We begin with the assumption that $g(c) = g(d)$ and try to show $c = d$.

$$\begin{aligned} g(c) &= g(d) \\ \frac{2c}{1 - c} &= \frac{2d}{1 - d} \\ 2c(1 - d) &= 2d(1 - c) \\ 2c - 2cd &= 2d - 2dc \\ 2c &= 2d \\ c &= d \checkmark \end{aligned}$$

We have shown that g is one-to-one.

- (b) We can graph g using the six step procedure outlined in Section 4.2. We get the sole intercept at $(0,0)$, a vertical asymptote $x = 1$ and a horizontal asymptote (which the graph never crosses) $y = -2$. We see from that the graph of g passes the Horizontal Line Test.

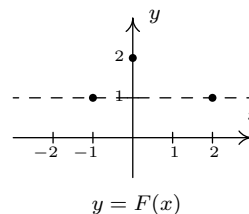
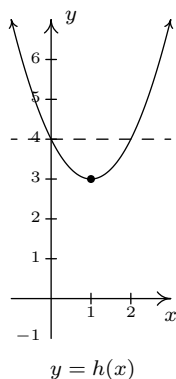


3. (a) We begin with $h(c) = h(d)$. As we work our way through the problem, we encounter a nonlinear equation. We move the non-zero terms to the left, leave a 0 on the right and factor accordingly.

$$\begin{aligned}
 h(c) &= h(d) \\
 c^2 - 2c + 4 &= d^2 - 2d + 4 \\
 c^2 - 2c &= d^2 - 2d \\
 c^2 - d^2 - 2c + 2d &= 0 \\
 (c + d)(c - d) - 2(c - d) &= 0 \\
 (c - d)((c + d) - 2) &= 0 && \text{factor by grouping} \\
 c - d = 0 &\text{ or } c + d - 2 = 0 \\
 c = d &\text{ or } c = 2 - d
 \end{aligned}$$

We get $c = d$ as one possibility, but we also get the possibility that $c = 2 - d$. This suggests that f may not be one-to-one. Taking $d = 0$, we get $c = 0$ or $c = 2$. With $f(0) = 4$ and $f(2) = 4$, we have produced two different inputs with the same output meaning f is not one-to-one.

- (b) We note that h is a quadratic function and we graph $y = h(x)$ using the techniques presented in Section 2.3. The vertex is $(1, 3)$ and the parabola opens upwards. We see immediately from the graph that h is not one-to-one, since there are several horizontal lines which cross the graph more than once.
4. (a) The function F is given to us as a set of ordered pairs. The condition $F(c) = F(d)$ means the outputs from the function (the y -coordinates of the ordered pairs) are the same. We see that the points $(-1, 1)$ and $(2, 1)$ are both elements of F with $F(-1) = 1$ and $F(2) = 1$. Since $-1 \neq 2$, we have established that F is **not** one-to-one.
- (b) Graphically, we see the horizontal line $y = 1$ crosses the graph more than once. Hence, the graph of F fails the Horizontal Line Test.



□

We have shown that the functions f and g in Example 5.2.1 are one-to-one. This means they are invertible, so it is natural to wonder what $f^{-1}(x)$ and $g^{-1}(x)$ would be. For $f(x) = \frac{1-2x}{5}$, we can think our way through the inverse since there is only one occurrence of x . We can track step-by-step what is done to x and reverse those steps as we did at the beginning of the chapter. The function $g(x) = \frac{2x}{1-x}$ is a bit trickier since x occurs in two places. When one evaluates $g(x)$ for a specific value of x , which is first, the $2x$ or the $1-x$? We can imagine functions more complicated than these so we need to develop a general methodology to attack this problem. Theorem 5.2 tells us equation $y = f^{-1}(x)$ is equivalent to $f(y) = x$ and this is the basis of our algorithm.

Steps for finding the Inverse of a One-to-one Function

1. Write $y = f(x)$
2. Interchange x and y
3. Solve $x = f(y)$ for y to obtain $y = f^{-1}(x)$

Note that we could have simply written ‘Solve $x = f(y)$ for y ’ and be done with it. The act of interchanging the x and y is there to remind us that we are finding the inverse function by switching the inputs and outputs.

EXAMPLE 5.2.2. Find the inverse of the following one-to-one functions. Check your answers analytically using function composition and graphically.

1. $f(x) = \frac{1-2x}{5}$

2. $g(x) = \frac{2x}{1-x}$

SOLUTION.

1. As we mentioned earlier, it is possible to think our way through the inverse of f by recording the steps we apply to x and the order in which we apply them and then reversing those steps in the reverse order. We encourage the reader to do this. We, on the other hand, will practice the algorithm. We write $y = f(x)$ and proceed to switch x and y

$$\begin{aligned}
 y &= f(x) \\
 y &= \frac{1-2x}{5} \\
 x &= \frac{1-2y}{5} && \text{switch } x \text{ and } y \\
 5x &= 1-2y \\
 5x-1 &= -2y \\
 \frac{5x-1}{-2} &= y \\
 y &= -\frac{5}{2}x + \frac{1}{2}
 \end{aligned}$$

We have $f^{-1}(x) = -\frac{5}{2}x + \frac{1}{2}$. To check this answer analytically, we first check that $(f^{-1} \circ f)(x) = x$ for all x in the domain of f , which is all real numbers.

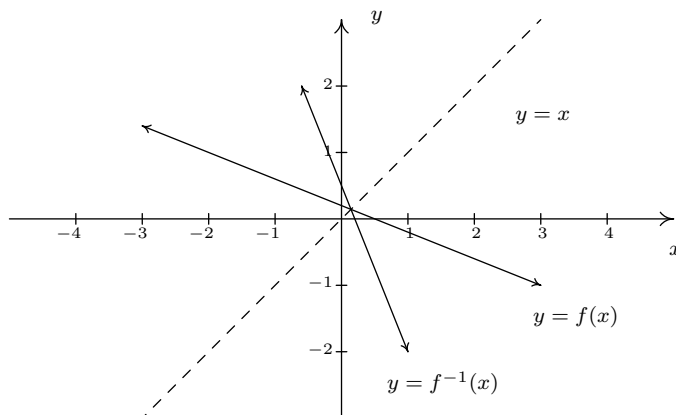
$$\begin{aligned}
 (f^{-1} \circ f)(x) &= f^{-1}(f(x)) \\
 &= -\frac{5}{2}f(x) + \frac{1}{2} \\
 &= -\frac{5}{2}\left(\frac{1-2x}{5}\right) + \frac{1}{2} \\
 &= -\frac{1}{2}(1-2x) + \frac{1}{2} \\
 &= -\frac{1}{2} + x + \frac{1}{2} \\
 &= x \checkmark
 \end{aligned}$$

We now check that $(f \circ f^{-1})(x) = x$ for all x in the range of f which is also all real numbers. (Recall that the domain of f^{-1} is the range of f .)

$$\begin{aligned}
 (f \circ f^{-1})(x) &= f(f^{-1}(x)) \\
 &= \frac{1-2f^{-1}(x)}{5} \\
 &= \frac{1-2\left(-\frac{5}{2}x + \frac{1}{2}\right)}{5} \\
 &= \frac{1+5x-1}{5} \\
 &= \frac{5x}{5} \\
 &= x \checkmark
 \end{aligned}$$

To check our answer graphically, we graph $y = f(x)$ and $y = f^{-1}(x)$ on the same set of axes.⁵ They appear to be reflections across the line $y = x$.

⁵Note that if you perform your check on a calculator for more sophisticated functions, you'll need to take advantage of the 'ZoomSquare' feature to get the correct geometric perspective.



2. To find $g^{-1}(x)$, we start with $y = g(x)$. We note that the domain of g is $(-\infty, 1) \cup (1, \infty)$.

$$\begin{aligned}
 y &= g(x) \\
 y &= \frac{2x}{1-x} \\
 x &= \frac{2y}{1-y} && \text{switch } x \text{ and } y \\
 x(1-y) &= 2y \\
 x - xy &= 2y \\
 x &= xy + 2y \\
 x &= y(x+2) && \text{factor} \\
 y &= \frac{x}{x+2}
 \end{aligned}$$

We obtain $g^{-1}(x) = \frac{x}{x+2}$. To check this analytically, we first check $(g^{-1} \circ g)(x) = x$ for all x in the domain of g , that is, for all $x \neq 1$.

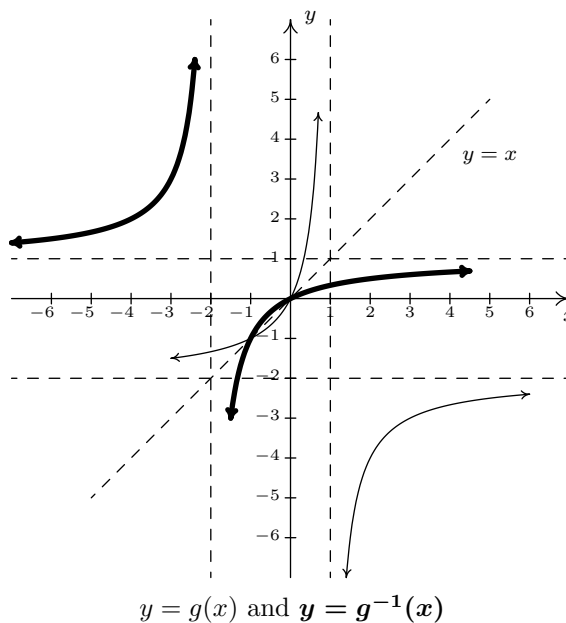
$$\begin{aligned}
 (g^{-1} \circ g)(x) &= g^{-1}(g(x)) \\
 &= g^{-1}\left(\frac{2x}{1-x}\right) \\
 &= \frac{\left(\frac{2x}{1-x}\right)}{\left(\frac{2x}{1-x}\right) + 2} \\
 &= \frac{\left(\frac{2x}{1-x}\right)}{\left(\frac{2x}{1-x}\right) + 2} \cdot \frac{(1-x)}{(1-x)} && \text{clear denominators}
 \end{aligned}$$

$$\begin{aligned}
&= \frac{2x}{2x + 2(1 - x)} \\
&= \frac{2x}{2x + 2 - 2x} \\
&= \frac{2x}{2} \\
&= x \checkmark
\end{aligned}$$

Next, we check $g(g^{-1}(x)) = x$ for all x in the range of g . From the graph of g in Example 5.2.1, we have that the range of g is $(-\infty, -2) \cup (-2, \infty)$. This matches the domain we get from the formula $g^{-1}(x) = \frac{x}{x+2}$, as it should.

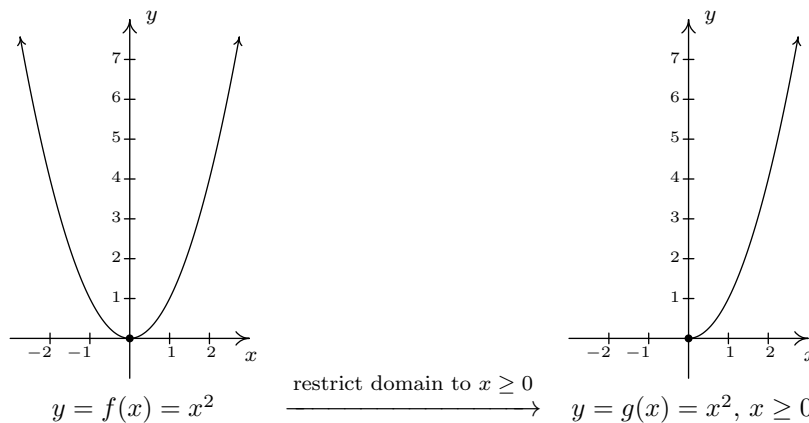
$$\begin{aligned}
(g \circ g^{-1})(x) &= g(g^{-1}(x)) \\
&= g\left(\frac{x}{x+2}\right) \\
&= \frac{2\left(\frac{x}{x+2}\right)}{1 - \left(\frac{x}{x+2}\right)} \\
&= \frac{2\left(\frac{x}{x+2}\right)}{1 - \left(\frac{x}{x+2}\right)} \cdot \frac{(x+2)}{(x+2)} \quad \text{clear denominators} \\
&= \frac{2x}{(x+2) - x} \\
&= \frac{2x}{2} \\
&= x \checkmark
\end{aligned}$$

Graphing $y = g(x)$ and $y = g^{-1}(x)$ on the same set of axes is busy, but we can see the symmetric relationship if we thicken the curve for $y = g^{-1}(x)$. Note that the vertical asymptote $x = 1$ of the graph of g corresponds to the horizontal asymptote $y = 1$ of the graph of g^{-1} , as it should since x and y are switched. Similarly, the horizontal asymptote $y = -2$ of the graph of g corresponds to the vertical asymptote $x = -2$ of the graph of g^{-1} .



□

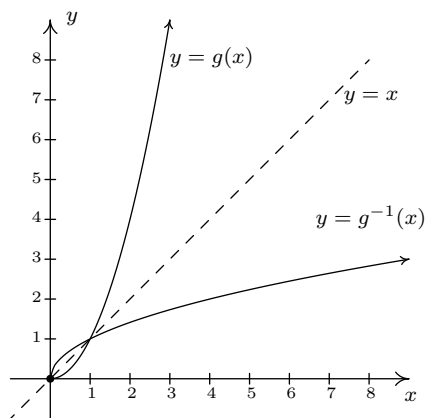
We now return to $f(x) = x^2$. We know that f is not one-to-one, and thus, is not invertible. However, if we restrict the domain of f , we can produce a new function g which is one-to-one. If we define $g(x) = x^2, x \geq 0$, then we have



The graph of g passes the Horizontal Line Test. To find an inverse of g , we proceed as usual

$$\begin{aligned}
 y &= g(x) \\
 y &= x^2, \quad x \geq 0 \\
 x &= y^2, \quad y \geq 0 \quad \text{switch } x \text{ and } y \\
 y &= \pm\sqrt{x} \\
 y &= \sqrt{x} \qquad \qquad \qquad \text{since } y \geq 0
 \end{aligned}$$

We get $g^{-1}(x) = \sqrt{x}$. At first it looks like we'll run into the same trouble as before, but when we check the composition, the domain restriction on g saves the day. We get $(g^{-1} \circ g)(x) = g^{-1}(g(x)) = g^{-1}(x^2) = \sqrt{x^2} = |x| = x$, since $x \geq 0$. Checking $(g \circ g^{-1})(x) = g(g^{-1}(x)) = g(\sqrt{x}) = (\sqrt{x})^2 = x$. Graphing⁶ g and g^{-1} on the same set of axes shows that they are reflections about the line $y = x$.



Our next example continues the theme of domain restriction.

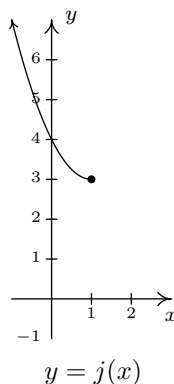
EXAMPLE 5.2.3. Graph the following functions to show they are one-to-one and find their inverses. Check your answers analytically using function composition and graphically.

1. $j(x) = x^2 - 2x + 4, x \leq 1$.

2. $k(x) = \sqrt{x + 2} - 1$

SOLUTION.

- The function j is a restriction of the function h from Example 5.2.1. Since the domain of j is restricted to $x \leq 1$, we are selecting only the 'left half' of the parabola. We see that the graph of j passes the Horizontal Line Test and thus j is invertible.



⁶We graphed $y = \sqrt{x}$ in Section 1.8.

We now use our algorithm to find $j^{-1}(x)$.

$$\begin{aligned}
 y &= j(x) \\
 y &= x^2 - 2x + 4, \quad x \leq 1 \\
 x &= y^2 - 2y + 4, \quad y \leq 1 && \text{switch } x \text{ and } y \\
 0 &= y^2 - 2y + 4 - x \\
 y &= \frac{2 \pm \sqrt{(-2)^2 - 4(1)(4-x)}}{2(1)} && \text{quadratic formula, } c = 4 - x \\
 y &= \frac{2 \pm \sqrt{4x - 12}}{2} \\
 y &= \frac{2 \pm \sqrt{4(x-3)}}{2} \\
 y &= \frac{2 \pm 2\sqrt{x-3}}{2} \\
 y &= \frac{2(1 \pm \sqrt{x-3})}{2} \\
 y &= 1 \pm \sqrt{x-3} \\
 y &= 1 - \sqrt{x-3} && \text{since } y \leq 1.
 \end{aligned}$$

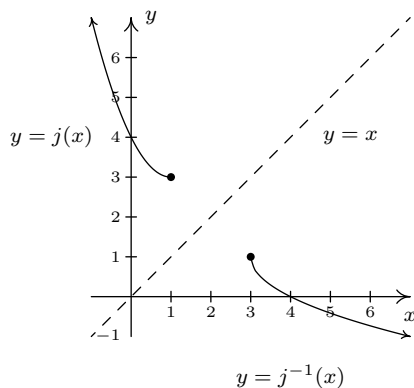
We have $j^{-1}(x) = 1 - \sqrt{x-3}$. When we simplify $(j^{-1} \circ j)(x)$, we need to remember that the domain of j is $x \leq 1$.

$$\begin{aligned}
 (j^{-1} \circ j)(x) &= j^{-1}(j(x)) \\
 &= j^{-1}(x^2 - 2x + 4), \quad x \leq 1 \\
 &= 1 - \sqrt{(x^2 - 2x + 4) - 3} \\
 &= 1 - \sqrt{x^2 - 2x + 1} \\
 &= 1 - \sqrt{(x-1)^2} \\
 &= 1 - |x-1| \\
 &= 1 - (-(x-1)) && \text{since } x \leq 1 \\
 &= x \checkmark
 \end{aligned}$$

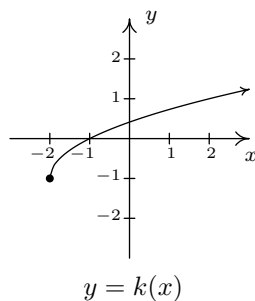
Checking $j \circ j^{-1}$, we get

$$\begin{aligned}
 (j \circ j^{-1})(x) &= j(j^{-1}(x)) \\
 &= j(1 - \sqrt{x-3}) \\
 &= (1 - \sqrt{x-3})^2 - 2(1 - \sqrt{x-3}) + 4 \\
 &= 1 - 2\sqrt{x-3} + (\sqrt{x-3})^2 - 2 + 2\sqrt{x-3} + 4 \\
 &= 3 + x - 3 \\
 &= x \checkmark
 \end{aligned}$$

We can use what we know from Section 1.8 to graph $y = j^{-1}(x)$ on the same axes as $y = j(x)$ to get



2. We graph $y = k(x) = \sqrt{x+2} - 1$ using what we learned in Section 1.8 and see k is one-to-one.



We now try to find k^{-1} .

$$\begin{aligned}
 y &= k(x) \\
 y &= \sqrt{x+2} - 1 \\
 x &= \sqrt{y+2} - 1 \quad \text{switch } x \text{ and } y \\
 x+1 &= \sqrt{y+2} \\
 (x+1)^2 &= (\sqrt{y+2})^2 \\
 x^2 + 2x + 1 &= y + 2 \\
 y &= x^2 + 2x - 1
 \end{aligned}$$

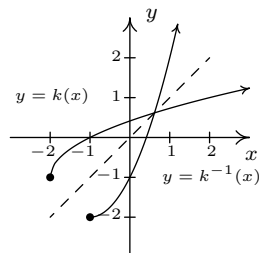
We have $k^{-1}(x) = x^2 + 2x - 1$. Based on our experience, we know something isn't quite right. We determined k^{-1} is a quadratic function, and we have seen several times in this section that these are not one-to-one unless their domains are suitably restricted. Theorem 5.2 tells us that the domain of k^{-1} is the range of k . From the graph of k , we see that the range is $[-1, \infty)$, which means we restrict the domain of k^{-1} to $x \geq -1$. We now check that this works in our compositions.

$$\begin{aligned}
(k^{-1} \circ k)(x) &= k^{-1}(k(x)) \\
&= k^{-1}(\sqrt{x+2}-1), \quad x \geq -2 \\
&= (\sqrt{x+2}-1)^2 + 2(\sqrt{x+2}-1) - 1 \\
&= (\sqrt{x+2})^2 - 2\sqrt{x+2} + 1 + 2\sqrt{x+2} - 2 - 1 \\
&= x + 2 - 2 \\
&= x \quad \checkmark
\end{aligned}$$

and

$$\begin{aligned}
(k \circ k^{-1})(x) &= k(x^2 + 2x - 1) \quad x \geq -1 \\
&= \sqrt{(x^2 + 2x - 1) + 2} - 1 \\
&= \sqrt{x^2 + 2x + 1} - 1 \\
&= \sqrt{(x+1)^2} - 1 \\
&= |x+1| - 1 \\
&= x + 1 - 1 \quad \text{since } x \geq -1 \\
&= x \quad \checkmark
\end{aligned}$$

Graphically, everything checks out as well, provided that we remember the domain restriction on k^{-1} means we take the right half of the parabola.



□

Our last example of the section gives an application of inverse functions.

EXAMPLE 5.2.4. Recall from Section 2.1 that the price-demand equation for the PortaBoy game system is $p(x) = -1.5x + 250$ for $0 \leq x \leq 166$, where x represents the number of systems sold weekly and p is the price per system in dollars.

1. Explain why p is one-to-one and find a formula for $p^{-1}(x)$. State the restricted domain.
2. Find and interpret $p^{-1}(220)$.
3. Recall from Section 2.3 that the weekly profit P , in dollars, as a result of selling x systems is given by $P(x) = -1.5x^2 + 170x - 150$. Find and interpret $(P \circ p^{-1})(x)$.

4. Use your answer to part 3 to determine the price per PortaBoy which would yield the maximum profit. Compare with Example 2.3.3.

SOLUTION.

1. We leave to the reader to show the graph of $p(x) = -1.5x + 250$, $0 \leq x \leq 166$, is a line segment from $(0, 250)$ to $(166, 1)$, and as such passes the Horizontal Line Test. Hence, p is one-to-one. We find the expression for $p^{-1}(x)$ as usual and get $p^{-1}(x) = \frac{500-2x}{3}$. The domain of p^{-1} should match the range of p , which is $[1, 250]$, and as such, we restrict the domain of p^{-1} to $1 \leq x \leq 250$.
2. We find $p^{-1}(220) = \frac{500-2(220)}{3} = 20$. Since the function p took as inputs the weekly sales and furnished the price per system as the output, p^{-1} takes the price per system and returns the weekly sales as its output. Hence, $p^{-1}(220) = 20$ means 20 systems will be sold in a week if the price is set at \$220 per system.
3. We compute $(P \circ p^{-1})(x) = P(p^{-1}(x)) = P\left(\frac{500-2x}{3}\right) = -1.5\left(\frac{500-2x}{3}\right)^2 + 170\left(\frac{500-2x}{3}\right) - 150$. After a hefty amount of Elementary Algebra,⁷ we obtain $(P \circ p^{-1})(x) = -\frac{2}{3}x^2 + 220x - \frac{40450}{3}$. To understand what this means, recall that the original profit function P gave us the weekly profit as a function of the weekly sales. The function p^{-1} gives us the weekly sales as a function of the price. Hence, $P \circ p^{-1}$ takes as its input a price. The function p^{-1} returns the weekly sales, which in turn is fed into P to return the weekly profit. Hence, $(P \circ p^{-1})(x)$ gives us the weekly profit (in dollars) as a function of the price per system, x , using the weekly sales $p^{-1}(x)$ as the ‘middle man’.
4. We know from Section 2.3 that the graph of $y = (P \circ p^{-1})(x)$ is a parabola opening downwards. The maximum profit is realized at the vertex. Since we are concerned only with the price per system, we need only find the x -coordinate of the vertex. Identifying $a = -\frac{2}{3}$ and $b = 220$, we get, by the Vertex Formula, Equation 2.4, $x = -\frac{b}{2a} = 165$. Hence, weekly profit is maximized if we set the price at \$165 per system. Comparing this with our answer from Example 2.3.3, there is a slight discrepancy to the tune of \$0.50. We leave it to the reader to balance the books appropriately. \square

⁷It is good review to actually do this!

5.2.1 EXERCISES

1. Show that the following functions are one-to-one and find the inverse. Check your answers algebraically and graphically. Verify the range of f is the domain of f^{-1} and vice-versa.

(a) $f(x) = 6x - 2$

(j) $f(x) = 4x^2 + 4x + 1, x < -1$

(b) $f(x) = 5x - 3$

(k) $f(x) = \frac{3}{4-x}$

(c) $f(x) = 1 - \frac{4+3x}{5}$

(l) $f(x) = \frac{x}{1-3x}$

(d) $f(x) = -\sqrt{x-5} + 2$

(e) $f(x) = \sqrt{3x-1} + 5$

(m) $f(x) = \frac{2x-1}{3x+4}$

(f) $f(x) = \sqrt[5]{3x-1}$

(g) $f(x) = x^2 - 10x, x \geq 5$

(n) $f(x) = \frac{4x+2}{3x-6}$

(h) $f(x) = 3(x+4)^2 - 5, x \leq -4$

(i) $f(x) = x^2 - 6x + 5, x \leq 3$

(o) $f(x) = \frac{-3x-2}{x+3}$

2. Show that the Fahrenheit to Celsius conversion function found in Exercise 3 in Section 2.1 is invertible and that its inverse is the Celsius to Fahrenheit conversion function.

3. Analytically show that the function $f(x) = x^3 + 3x + 1$ is one-to-one. Since finding a formula for its inverse is beyond the scope of this textbook, use Theorem 5.2 to help you compute $f^{-1}(1)$, $f^{-1}(5)$, and $f^{-1}(-3)$.

4. With the help of your classmates, find a formula for the inverse of the following.

(a) $f(x) = ax + b, a \neq 0$

(c) $f(x) = \frac{ax+b}{cx+d}, a \neq 0, b \neq 0, c \neq 0, d \neq 0$

(b) $f(x) = a\sqrt{x-h} + k, a \neq 0, x \geq h$

(d) $f(x) = ax^2 + bx + c$ where $a \neq 0, x \geq -\frac{b}{2a}$.

5. Let $f(x) = \frac{2x}{x^2-1}$. Using the techniques in Section 4.2, graph $y = f(x)$. Verify f is one-to-one on the interval $(-1, 1)$. Use the procedure outlined on Page 299 and your graphing calculator to find the formula for $f^{-1}(x)$. Note that since $f(0) = 0$, it should be the case that $f^{-1}(0) = 0$. What goes wrong when you attempt to substitute $x = 0$ into $f^{-1}(x)$? Discuss with your classmates how this problem arose and possible remedies.

6. Suppose f is an invertible function. Prove that if graphs of $y = f(x)$ and $y = f^{-1}(x)$ intersect at all, they do so on the line $y = x$.

7. With the help of your classmates, explain why a function which is either strictly increasing or strictly decreasing on its entire domain would have to be one-to-one, hence invertible.

8. Let f and g be invertible functions. With the help of your classmates show that $(f \circ g)$ is one-to-one, hence invertible, and that $(f \circ g)^{-1}(x) = (g^{-1} \circ f^{-1})(x)$.

9. What graphical feature must a function f possess for it to be its own inverse?

5.2.2 ANSWERS

1. (a) $f^{-1}(x) = \frac{x+2}{6}$

(b) $f^{-1}(x) = \frac{x+3}{5}$

(c) $f^{-1}(x) = -\frac{5}{3}x + \frac{1}{3}$

(d) $f^{-1}(x) = (x-2)^2 + 5, x \leq 2$

(e) $f^{-1}(x) = \frac{1}{3}(x-5)^2 + \frac{1}{3}, x \geq 5$

(f) $f^{-1}(x) = \frac{1}{3}x^5 + \frac{1}{3}$

(g) $f^{-1}(x) = 5 + \sqrt{x+25}$

(h) $f^{-1}(x) = -\sqrt{\frac{x+5}{3}} - 4$

(i) $f^{-1}(x) = 3 - \sqrt{x+4}$

(j) $f^{-1}(x) = -\frac{\sqrt{x+1}}{2}, x > 1$

(k) $f^{-1}(x) = \frac{4x-3}{x}$

(l) $f^{-1}(x) = \frac{x}{3x+1}$

(m) $f^{-1}(x) = \frac{4x+1}{2-3x}$

(n) $f^{-1}(x) = \frac{6x+2}{3x-4}$

(o) $f^{-1}(x) = \frac{-3x-2}{x+3}$

3. Given that $f(0) = 1$, we have $f^{-1}(1) = 0$. Similarly $f^{-1}(5) = 1$ and $f^{-1}(-3) = -1$

5.3 OTHER ALGEBRAIC FUNCTIONS

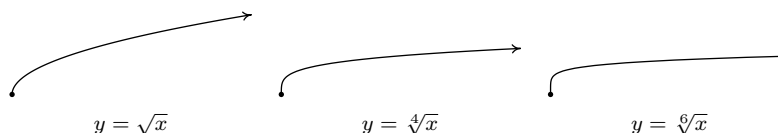
This section serves as a watershed for functions which are combinations of polynomial, and more generally, rational functions, with the operations of radicals. It is business of Calculus to discuss these functions in all the detail they demand so our aim in this section is to help shore up the requisite skills needed so that the reader can answer Calculus's call when the time comes. We briefly recall the definition and some of the basic properties of radicals from Intermediate Algebra.¹

DEFINITION 5.4. Let x be a real number and n a natural number.^a If n is odd, the **principal n^{th} root** of x , denoted $\sqrt[n]{x}$ is the unique real number satisfying $(\sqrt[n]{x})^n = x$. If n is even, $\sqrt[n]{x}$ is defined similarly^b provided $x \geq 0$ and $\sqrt[n]{x} \geq 0$. The **index** is the number n and the **radicand** is the number x . For $n = 2$, we write \sqrt{x} instead of $\sqrt[2]{x}$.

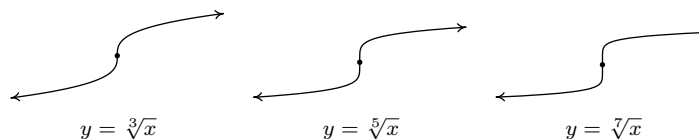
^aRecall this means $n = 1, 2, 3, \dots$

^bRecall both $x = -2$ and $x = 2$ satisfy $x^4 = 16$, but $\sqrt[4]{16} = 2$, not -2 .

It is worth remarking that, in light of Section 5.2, we could define $f(x) = \sqrt[n]{x}$ functionally as the inverse of $g(x) = x^n$ with the stipulation that when n is even, the domain of g is restricted to $[0, \infty)$. From what we know about $g(x) = x^n$ from Section 3.1 along with Theorem 5.3, we can produce the graphs of $f(x) = \sqrt[n]{x}$ by reflecting the graphs of $g(x) = x^n$ across the line $y = x$. Below are the graphs of $y = \sqrt{x}$, $y = \sqrt[4]{x}$ and $y = \sqrt[6]{x}$. The point $(0, 0)$ is indicated as a reference. The axes are hidden so we can see the vertical steepening near $x = 0$ and the horizontal flattening as $x \rightarrow \infty$.



The odd-indexed radical functions also follow a predictable trend - steepening near $x = 0$ and flattening as $x \rightarrow \pm\infty$. In the exercises, you'll have a chance to graph some basic radical functions using the techniques presented in Section 1.8.



We have used all of the following properties at some point in the textbook for the case $n = 2$ (the square root), but we list them here in generality for completeness.

¹Although we discussed imaginary numbers in Section 3.4, we restrict our attention to real numbers in this section. See the epilogue on page 226 for more details.

THEOREM 5.6. Properties of Radicals: Let x and y be real numbers and m and n be natural numbers. If $\sqrt[n]{x}$, $\sqrt[n]{y}$ are real numbers, then

- **Product Rule:** $\sqrt[n]{xy} = \sqrt[n]{x} \sqrt[n]{y}$
- **Powers of Radicals:** $\sqrt[n]{x^m} = (\sqrt[n]{x})^m$
- **Quotient Rule:** $\sqrt[n]{\frac{x}{y}} = \frac{\sqrt[n]{x}}{\sqrt[n]{y}}$, provided $y \neq 0$.
- If n is odd, $\sqrt[n]{x^n} = x$; if n is even, $\sqrt[n]{x^n} = |x|$.

The proof of Theorem 5.6 is based on the definition of the principal roots and properties of exponents. To establish the product rule, consider the following. If n is odd, then by definition $\sqrt[n]{xy}$ is the unique real number such that $(\sqrt[n]{xy})^n = xy$. Given that $(\sqrt[n]{x} \sqrt[n]{y})^n = (\sqrt[n]{x})^n (\sqrt[n]{y})^n = xy$, it must be the case that $\sqrt[n]{xy} = \sqrt[n]{x} \sqrt[n]{y}$. If n is even, then $\sqrt[n]{xy}$ is the unique non-negative real number such that $(\sqrt[n]{xy})^n = xy$. Also note that since n is even, $\sqrt[n]{x}$ and $\sqrt[n]{y}$ are also non-negative and hence so is $\sqrt[n]{x} \sqrt[n]{y}$. Proceeding as above, we find that $\sqrt[n]{xy} = \sqrt[n]{x} \sqrt[n]{y}$. The quotient rule is proved similarly and is left as an exercise. The power rule results from repeated application of the product rule, so long as $\sqrt[n]{x}$ is a real number to start with.² The last property is an application of the power rule when n is odd, and the occurrence of the absolute value when n is even is due to the requirement that $\sqrt[n]{x} \geq 0$ in Definition 5.4. For instance, $\sqrt[4]{(-2)^4} = \sqrt[4]{16} = 2 = |-2|$, not -2 . It's this last property which makes compositions of roots and powers delicate. This is especially true when we use exponential notation for radicals. Recall the following definition.

DEFINITION 5.5. Let x be a real number, m an integer^a and n a natural number.

- $x^{\frac{1}{n}} = \sqrt[n]{x}$ and is defined whenever $\sqrt[n]{x}$ is defined.
- $x^{\frac{m}{n}} = (\sqrt[n]{x})^m = \sqrt[n]{x^m}$, whenever $(\sqrt[n]{x})^m$ is defined.

^aRecall this means $m = 0, \pm 1, \pm 2, \dots$

The rational exponents defined in Definition 5.5 behave very similarly to the usual integer exponents from Elementary Algebra with one critical exception. Consider the expression $(x^{2/3})^{3/2}$. Applying the usual laws of exponents, we'd be tempted to simplify this as $(x^{2/3})^{3/2} = x^{\frac{2}{3} \cdot \frac{3}{2}} = x^1 = x$. However, if we substitute $x = -1$ and apply Definition 5.5, we find $(-1)^{2/3} = (\sqrt[3]{-1})^2 = (-1)^2 = 1$ so that $((-1)^{2/3})^{3/2} = 1^{3/2} = (\sqrt{1})^3 = 1^3 = 1$. We see in this case that $(x^{2/3})^{3/2} \neq x$. If we take the time to rewrite $(x^{2/3})^{3/2}$ with radicals, we see

$$(x^{2/3})^{3/2} = ((\sqrt[3]{x})^2)^{3/2} = \left(\sqrt{(\sqrt[3]{x})^2}\right)^3 = (|\sqrt[3]{x}|)^3 = |(\sqrt[3]{x})^3| = |x|$$

In the play-by-play analysis, we see that when we canceled the 2's in multiplying $\frac{2}{3} \cdot \frac{3}{2}$, we were,

²Otherwise we'd run into the same paradox we did in Section 3.4.

in fact, attempting to cancel a square with a square root. The fact that $\sqrt{x^2} = |x|$ and not simply x is the root³ of the trouble. It may amuse the reader to know that $(x^{3/2})^{2/3} = x$, and this verification is left as an exercise. The moral of the story is that when simplifying fractional exponents, it's usually best to rewrite them as radicals.⁴ The last major property we will state, and leave to Calculus to prove, is that radical functions are continuous on their domains, so the Intermediate Value Theorem, Theorem 3.1, applies. This means that if we take combinations of radical functions with polynomial and rational functions to form what the authors consider the **algebraic functions**,⁵ we can make sign diagrams using the procedure set forth in Section 4.2.

Steps for Constructing a Sign Diagram for an Algebraic Function

Suppose f is an algebraic function.

1. Place any values excluded from the domain of f on the number line with an ‘?’ above them.
2. Find the zeros of f and place them on the number line with the number 0 above them.
3. Choose a test value in each of the intervals determined in steps 1 and 2.
4. Determine the sign of $f(x)$ for each test value in step 3, and write that sign above the corresponding interval.

Our next example reviews quite a bit of Intermediate Algebra and demonstrates some of the new features of these graphs.

EXAMPLE 5.3.1. For the following functions, state their domains and create sign diagrams. Check your answer graphically using your calculator.

1. $f(x) = 3x\sqrt[3]{2-x}$

3. $h(x) = \sqrt[3]{\frac{8x}{x+1}}$

2. $g(x) = \sqrt{2 - \sqrt[4]{x+3}}$

4. $k(x) = \frac{2x}{\sqrt{x^2-1}}$

SOLUTION.

1. As far as domain is concerned, $f(x)$ has no denominators and no even roots, which means its domain is $(-\infty, \infty)$. To create the sign diagram, we find the zeros of f .

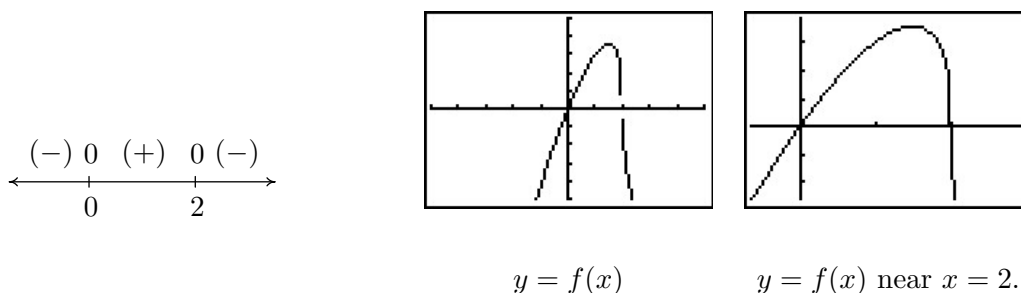
³Did you like that pun?

⁴In most other cases, though, rational exponents are preferred.

⁵As mentioned in Section 2.2, $f(x) = \sqrt{x^2} = |x|$ so that absolute value is also considered an algebraic functions.

$$\begin{aligned}
 f(x) &= 0 \\
 3x\sqrt[3]{2-x} &= 0 \\
 3x = 0 &\text{ or } \sqrt[3]{2-x} = 0 \\
 x = 0 &\text{ or } (\sqrt[3]{2-x})^3 = 0^3 \\
 x = 0 &\text{ or } 2-x = 0 \\
 x = 0 &\text{ or } x = 2
 \end{aligned}$$

The zeros 0 and 2 divide the real number line into three test intervals. The sign diagram and accompanying graph are below. Note that the intervals on which f is (+) correspond to where the graph of f is above the x -axis, and where the graph of f is below the x -axis we have that f is (-). The calculator suggests something mysterious happens near $x = 2$. Zooming in shows the graph becomes nearly vertical there. You'll have to wait until Calculus to fully understand this phenomenon.



2. In $g(x) = \sqrt{2 - \sqrt[4]{x+3}}$, we have two radicals both of which are even indexed. To satisfy $\sqrt[4]{x+3}$, we require $x+3 \geq 0$ or $x \geq -3$. To satisfy $\sqrt{2 - \sqrt[4]{x+3}}$, we need $2 - \sqrt[4]{x+3} \geq 0$. While it may be tempting to write this as $2 \geq \sqrt[4]{x+3}$ and take both sides to the fourth power, there are times when this technique will produce erroneous results.⁶ Instead, we solve $2 - \sqrt[4]{x+3} \geq 0$ using a sign diagram. If we let $r(x) = 2 - \sqrt[4]{x+3}$, we know $x \geq -3$, so we concern ourselves with only this portion of the number line. To find the zeros of r we set $r(x) = 0$ and solve $2 - \sqrt[4]{x+3} = 0$. We get $\sqrt[4]{x+3} = 2$ so that $(\sqrt[4]{x+3})^4 = 2^4$ from which we obtain $x+3 = 16$ or $x = 13$. Since we raised both sides of an equation to an even power, we need to check to see if $x = 13$ is an extraneous solution.⁷ We find $x = 13$ does check since $2 - \sqrt[4]{x+3} = 2 - \sqrt[4]{13+3} = 2 - \sqrt[4]{16} = 2 - 2 = 0$. Below is our sign diagram for r .

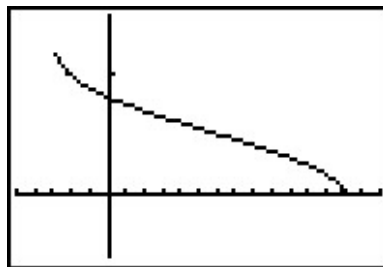
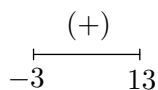
$$\begin{array}{c}
 (+) \quad 0 \quad (-) \\
 \hline
 -3 \qquad 13
 \end{array}$$

We find $2 - \sqrt[4]{x+3} \geq 0$ on $[-3, 13]$ so this is the domain of g . To find a sign diagram for g , we look for the zeros of g . Setting $g(x) = 0$ is equivalent to $\sqrt{2 - \sqrt[4]{x+3}} = 0$. After squaring

⁶For instance, $-2 \geq \sqrt[4]{x+3}$, which has no solution or $-2 \leq \sqrt[4]{x+3}$ whose solution is $[-3, \infty)$.

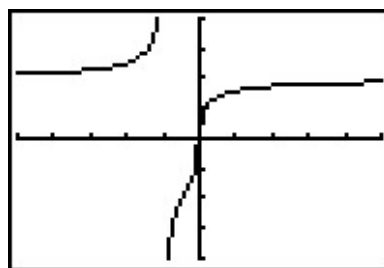
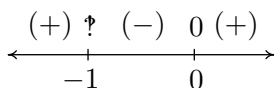
⁷Recall, this means we have produced a candidate which doesn't satisfy the original equation. Do you remember how raising both sides of an equation to an even power could cause this?

both sides, we get $2 - \sqrt[4]{x+3} = 0$, whose solution we have found to be $x = 13$. Since we squared both sides, we double check and find $g(13)$ is, in fact, 0. Our sign diagram and graph of g are below. Since the domain of g is $[-3, 13]$, what we have below is not just a *portion* of the graph of g , but the *complete* graph. It is always above or on the x -axis, which verifies our sign diagram.



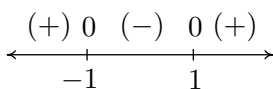
The complete graph of $y = g(x)$.

3. The radical in $h(x)$ is odd, so our only concern is the denominator. Setting $x + 1 = 0$ gives $x = -1$, so our domain is $(-\infty, -1) \cup (-1, \infty)$. To find the zeros of h , we set $h(x) = 0$. To solve $\sqrt[3]{\frac{8x}{x+1}} = 0$, we cube both sides to get $\frac{8x}{x+1} = 0$. We get $8x = 0$, or $x = 0$. Below is the resulting sign diagram and corresponding graph. From the graph, it appears as though $x = -1$ is a vertical asymptote. Carrying out an analysis as $x \rightarrow -1$ as in Section 4.2 confirms this. (We leave the details to the reader.) Near $x = 0$, we have a situation similar to $x = 2$ in the graph of f in number 1 above. Finally, it appears as if the graph of h has a horizontal asymptote $y = 2$. Using techniques from Section 4.2, we find as $x \rightarrow \pm\infty$, $\frac{8x}{x+1} \rightarrow 8$. From this, it is hardly surprising that as $x \rightarrow \pm\infty$, $h(x) = \sqrt[3]{\frac{8x}{x+1}} \approx \sqrt[3]{8} = 2$.

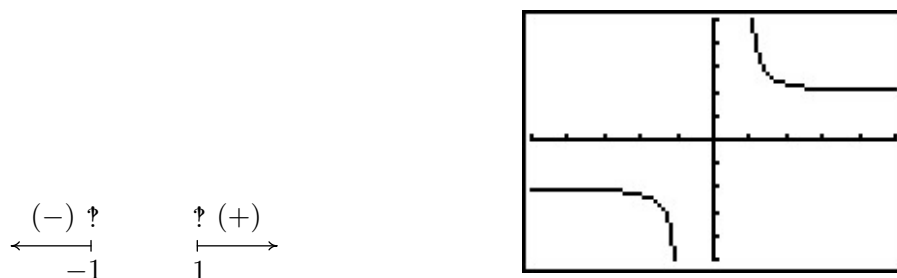


$y = h(x)$

4. To find the domain of k , we have both an even root and a denominator to concern ourselves with. To satisfy the square root, $x^2 - 1 \geq 0$. Setting $r(x) = x^2 - 1$, we find the zeros of r to be $x = \pm 1$, and we find the sign diagram of r to be



We find $x^2 - 1 \geq 0$ for $(-\infty, -1] \cup [1, \infty)$. To keep the denominator of $k(x)$ away from zero, we set $\sqrt{x^2 - 1} = 0$. We leave it to the reader to verify the solutions are $x = \pm 1$, both of which must be excluded from the domain. Hence, the domain of k is $(-\infty, -1) \cup (1, \infty)$. To build the sign diagram for k , we need the zeros of k . Setting $k(x) = 0$ results in $\frac{2x}{\sqrt{x^2 - 1}} = 0$. We get $2x = 0$ or $x = 0$. However, $x = 0$ isn't in the domain of k , which means k has no zeros. We construct our sign diagram on the domain of k below alongside the graph of k . It appears that the graph of k has two vertical asymptotes, one at $x = -1$ and one at $x = 1$. The gap in the graph between the asymptotes is because of the gap in the domain of k . Concerning end behavior, there appear to be two horizontal asymptotes, $y = 2$ and $y = -2$. To see why this is the case, we think of $x \rightarrow \pm\infty$. The radicand of the denominator $x^2 - 1 \approx x^2$, and as such, $k(x) = \frac{2x}{\sqrt{x^2 - 1}} \approx \frac{2x}{\sqrt{x^2}} = \frac{2x}{|x|}$. As $x \rightarrow \infty$, we have $|x| = x$ so $k(x) \approx \frac{2x}{x} = 2$. On the other hand, as $x \rightarrow -\infty$, $|x| = -x$, and as such $k(x) \approx \frac{2x}{-x} = -2$. Finally, it appears as though the graph of k passes the Horizontal Line Test which means k is one to one and k^{-1} exists. Computing k^{-1} is left as an exercise.



$$y = k(x)$$

□

As the previous example illustrates, the graphs of general algebraic functions can have features we've seen before, like vertical and horizontal asymptotes, but they can occur in new and exciting ways. For example, $k(x) = \frac{2x}{\sqrt{x^2 - 1}}$ had two distinct horizontal asymptotes. You'll recall that rational functions could have at most one horizontal asymptote. Also some new characteristics like 'unusual steepness'⁸ and cusps⁹ can appear in the graphs of arbitrary algebraic functions. Our next example first demonstrates how we can use sign diagrams to solve nonlinear inequalities. (Don't panic. The technique is very similar to the ones used in Chapters 2, 3 and 4.) We then check our answers graphically with a calculator and see some of the new graphical features of the functions in this extended family.

EXAMPLE 5.3.2. Solve the following inequalities. Check your answers graphically using a calculator.

1. $x^{2/3} < x^{4/3} - 6$
2. $3(2 - x)^{1/3} \leq x(2 - x)^{-2/3}$

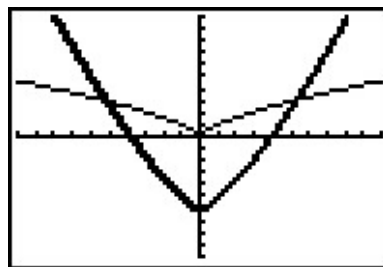
⁸The proper Calculus term for this is 'vertical tangent', but for now we'll be okay calling it 'unusual steepness'.

⁹See page 185 for the first reference to this feature.

SOLUTION.

1. To solve $x^{2/3} < x^{4/3} - 6$, we get 0 on one side and attempt to solve $x^{4/3} - x^{2/3} - 6 > 0$. We set $r(x) = x^{4/3} - x^{2/3} - 6$ and note that since the denominators in the exponents are 3, they correspond to cube roots, which means the domain of r is $(-\infty, \infty)$. To find the zeros for the sign diagram, we set $r(x) = 0$ and attempt to solve $x^{4/3} - x^{2/3} - 6 = 0$. At this point, it may be unclear how to proceed. We could always try as a last resort converting back to radical notation, but in this case we can take a cue from Example 3.3.4. Since there are three terms, and the exponent on one of the variable terms, $x^{4/3}$, is exactly twice that of the other, $x^{2/3}$, we have ourselves a ‘quadratic in disguise’ and we can rewrite $x^{4/3} - x^{2/3} - 6 = 0$ as $(x^{2/3})^2 - x^{2/3} - 6 = 0$. If we let $u = x^{2/3}$, then in terms of u , we get $u^2 - u - 6 = 0$. Solving for u , we obtain $u = -2$ or $u = 3$. Replacing $x^{2/3}$ back in for u , we get $x^{2/3} = -2$ or $x^{2/3} = 3$. To avoid the trouble we encountered in the discussion following Definition 5.5, we now convert back to radical notation. By interpreting $x^{2/3}$ as $\sqrt[3]{x^2}$ we have $\sqrt[3]{x^2} = -2$ or $\sqrt[3]{x^2} = 3$. Cubing both sides of these equations results in $x^2 = -8$, which admits no real solution, or $x^2 = 27$, which gives $x = \pm 3\sqrt{3}$. We construct a sign diagram and find $x^{4/3} - x^{2/3} - 6 > 0$ on $(-\infty, -3\sqrt{3}) \cup (3\sqrt{3}, \infty)$. To check our answer graphically, we set $f(x) = x^{2/3}$ and $g(x) = x^{4/3} - 6$. The solution to $x^{2/3} < x^{4/3} - 6$ corresponds to the inequality $f(x) < g(x)$, which means we are looking for the x values for which the graph of f is below the graph of g . Using the ‘Intersect’ command we confirm¹⁰ that the graphs cross at $x = \pm 3\sqrt{3}$. We see that the graph of f is below the graph of g (the thicker curve) on $(-\infty, -3\sqrt{3}) \cup (3\sqrt{3}, \infty)$.

$$\begin{array}{ccccccc} (+) & 0 & (-) & 0 & (+) \\ \leftarrow & | & & | & \rightarrow \\ & -3\sqrt{3} & & 3\sqrt{3} & \end{array}$$

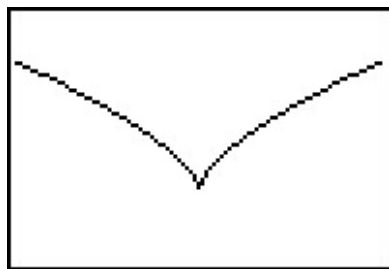
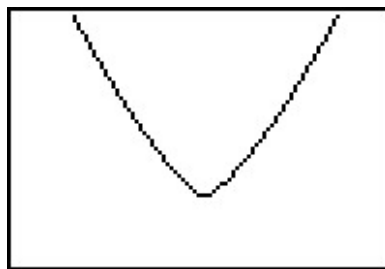


$$y = f(x) \text{ and } y = g(x)$$

As a point of interest, if we take a closer look at the graphs of f and g near $x = 0$ with the axes off, we see that despite the fact they both involve cube roots, they exhibit different behavior near $x = 0$. The graph of f has a sharp turn, or cusp, while g does not.¹¹

¹⁰Or at least confirm to several decimal places

¹¹Again, we introduced this feature on page 185 as a feature which makes the graph of a function ‘not smooth’.

 $y = f(x)$ near $x = 0$  $y = g(x)$ near $x = 0$

2. To solve $3(2-x)^{1/3} \leq x(2-x)^{-2/3}$, we gather all the nonzero terms on one side and obtain $3(2-x)^{1/3} - x(2-x)^{-2/3} \leq 0$. We set $r(x) = 3(2-x)^{1/3} - x(2-x)^{-2/3}$. As in number 1, the denominators of the rational exponents are odd, which means there are no domain concerns there. However, the negative exponent on the second term indicates a denominator. Rewriting $r(x)$ with positive exponents, we obtain $r(x) = 3(2-x)^{1/3} - \frac{x}{(2-x)^{2/3}}$. Setting the denominator equal to zero we get $(2-x)^{2/3} = 0$, or $\sqrt[3]{(2-x)^2} = 0$. After cubing both sides, and subsequently taking square roots, we get $2-x = 0$, or $x = 2$. Hence, the domain of r is $(-\infty, 2) \cup (2, \infty)$. To find the zeros of r , we set $r(x) = 0$. There are two school of thought on how to proceed and we demonstrate both.

- *Factoring Approach.* From $r(x) = 3(2-x)^{1/3} - x(2-x)^{-2/3}$, we note that the quantity $(2-x)$ is common to both terms. When we factor out common factors, we factor out the quantity with the *smaller* exponent. In this case, since $-\frac{2}{3} < \frac{1}{3}$, we factor $(2-x)^{-2/3}$ from both quantities. While it may seem odd to do so, we need to factor $(2-x)^{-2/3}$ from $(2-x)^{1/3}$, which results in subtracting the exponent $-\frac{2}{3}$ from $\frac{1}{3}$. We proceed using the usual properties of exponents and exercise special care when reducing the $\frac{3}{3}$ power to 1.

$$\begin{aligned}
 r(x) &= 3(2-x)^{1/3} - x(2-x)^{-2/3} \\
 &= (2-x)^{-2/3} \left[3(2-x)^{\frac{1}{3}-(-\frac{2}{3})} - x \right] \\
 &= (2-x)^{-2/3} [3(2-x)^{3/3} - x] \\
 &= (2-x)^{-2/3} [3(2-x)^1 - x] && \text{since } \sqrt[3]{u^3} = (\sqrt[3]{u})^3 = u \\
 &= (2-x)^{-2/3} (6-4x) \\
 &= (2-x)^{-2/3} (6-4x)
 \end{aligned}$$

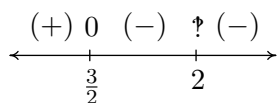
To solve $r(x) = 0$, we set $(2-x)^{-2/3} (6-4x) = 0$, or $\frac{6-4x}{(2-x)^{2/3}} = 0$. We have $6-4x = 0$ or $x = \frac{3}{2}$.

- *Common Denominator Approach.* We rewrite

$$\begin{aligned}
 r(x) &= 3(2-x)^{1/3} - x(2-x)^{-2/3} \\
 &= 3(2-x)^{1/3} - \frac{x}{(2-x)^{2/3}} \\
 &= \frac{3(2-x)^{1/3}(2-x)^{2/3}}{(2-x)^{2/3}} - \frac{x}{(2-x)^{2/3}} && \text{common denominator} \\
 &= \frac{3(2-x)^{\frac{1}{3}+\frac{2}{3}}}{(2-x)^{2/3}} - \frac{x}{(2-x)^{2/3}} \\
 &= \frac{3(2-x)^{3/3}}{(2-x)^{2/3}} - \frac{x}{(2-x)^{2/3}} \\
 &= \frac{3(2-x)^1}{(2-x)^{2/3}} - \frac{x}{(2-x)^{2/3}} && \text{since } \sqrt[3]{u^3} = (\sqrt[3]{u})^3 = u \\
 &= \frac{3(2-x) - x}{(2-x)^{2/3}} \\
 &= \frac{6-4x}{(2-x)^{2/3}}
 \end{aligned}$$

As before, when we set $r(x) = 0$ we obtain $x = \frac{3}{2}$.

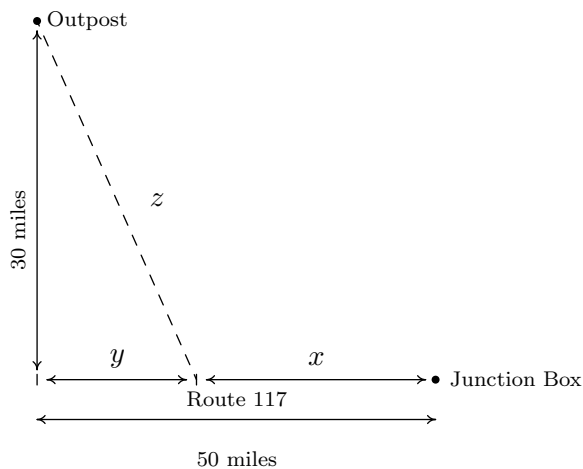
We now create our sign diagram and find $3(2-x)^{1/3} - x(2-x)^{-2/3} \leq 0$ on $[\frac{3}{2}, 2) \cup (2, \infty)$. To check this graphically, we set $f(x) = 3(2-x)^{1/3}$ and $g(x) = x(2-x)^{-2/3}$ (the thicker curve). We confirm that the graphs intersect at $x = \frac{3}{2}$ and the graph of f is below the graph of g for $x \geq \frac{3}{2}$, with the exception of $x = 2$ where it appears the graph of g has a vertical asymptote.



$y = f(x)$ and $y = g(x)$ □

One application of algebraic functions was given in Example 1.7.6 in Section 1.1. Our last example is a more sophisticated application of distance.

EXAMPLE 5.3.3. Carl wishes to get high speed internet service installed in his remote Sasquatch observation post located 30 miles from Route 117. The nearest junction box is located 50 miles downroad from the post, as indicated in the diagram below. Suppose it costs \$15 per mile to run cable along the road and \$20 per mile to run cable off of the road.



1. Express the total cost C of connecting the Junction Box to the Outpost as a function of x , the number of miles the cable is run along Route 117 before heading off road directly towards the Outpost. Determine a reasonable applied domain for the problem.
2. Use your calculator to graph $y = C(x)$ on its domain. What is the minimum cost? How far along Route 117 should the cable be run before turning off of the road?

SOLUTION.

1. The cost is broken into two parts: the cost to run cable along Route 117 at \$15 per mile, and the cost to run it off road at \$20 per mile. Since x represents the miles of cable run along Route 117, the cost for that portion is $15x$. From the diagram, we see that the number of miles the cable is run off road is z , so the cost of that portion is $20z$. Hence, the total cost is $C = 15x + 20z$. Our next goal is to determine z as a function of x . The diagram suggests we can use the Pythagorean Theorem to get $y^2 + 30^2 = z^2$. But we also see $x + y = 50$ so that $y = 50 - x$. Hence, $z^2 = (50 - x)^2 + 900$. Solving for z , we obtain $z = \pm\sqrt{(50 - x)^2 + 900}$. Since z represents a distance, we choose $z = \sqrt{(50 - x)^2 + 900}$ so that our cost as a function of x only is given by

$$C(x) = 15x + 20\sqrt{(50 - x)^2 + 900}$$

From the context of the problem, we have $0 \leq x \leq 50$.

2. Graphing $y = C(x)$ on a calculator in a suitable window produces the graph below. Using the 'Minimum' feature, we find the relative minimum (which is also the absolute minimum in this case) to two decimal places be (15.98, 1146.86). Here the x -coordinate tells us that in order to minimize cost, we should run 15.98 miles of cable along Route 117 and then turn off of the road and head towards the outpost. The y -coordinate tells us that the minimum cost, in dollars, to do so is \$1146.86. The ability to stream live SasquatchCasts? Priceless. \square

5.3.1 EXERCISES

1. For each function below

- Find its domain.
- Create a sign diagram.
- Use your calculator to help you sketch its graph and identify any vertical or horizontal asymptotes, ‘unusual steepness’ or cusps.

(a) $f(x) = \sqrt{1 - x^2}$

(d) $f(x) = \frac{5x}{\sqrt[3]{x^3 + 8}}$

(b) $f(x) = \sqrt[4]{\frac{16x}{x^2 - 9}}$

(e) $f(x) = x^{\frac{3}{2}}(x - 7)^{\frac{1}{3}}$

(c) $f(x) = x^{\frac{2}{3}}(x - 7)^{\frac{1}{3}}$

(f) $f(x) = \sqrt{x(x + 5)(x - 4)}$

(g) $f(x) = \sqrt[3]{x^3 + 3x^2 - 6x - 8}$

2. Use the transformations presented in Section 1.8 to graph the following functions.

(a) $f(x) = -2\sqrt[3]{x + 1} + 4$

(c) $f(x) = \sqrt[5]{x + 2} + 3$

(b) $f(x) = 3\sqrt[4]{x - 7} - 1$

(d) $f(x) = \sqrt[8]{-x} - 2$

3. Solve the following equations and inequalities.

(a) $x + 1 = \sqrt{3x + 7}$

(j) $5 - (4 - 2x)^{\frac{2}{3}} = 1$

(b) $2x + 1 = \sqrt{3 - 3x}$

(k) $10 - \sqrt{x - 2} \leq 11$

(c) $x + \sqrt{3x + 10} = -2$

(l) $\sqrt[3]{x} \leq x$

(d) $3x + \sqrt{6 - 9x} = 2$

(m) $2(x - 2)^{-\frac{1}{3}} - \frac{2}{3}x(x - 2)^{-\frac{4}{3}} \leq 0$

(e) $2x - 1 = \sqrt{x + 3}$

(n) $-\frac{4}{3}(x - 2)^{-\frac{4}{3}} + \frac{8}{9}x(x - 2)^{-\frac{7}{3}} \geq 0$

(f) $x^{\frac{3}{2}} = 8$

(o) $2x^{-\frac{1}{3}}(x - 3)^{\frac{1}{3}} + x^{\frac{2}{3}}(x - 3)^{-\frac{2}{3}} \geq 0$

(g) $x^{\frac{2}{3}} = 4$

(p) $\frac{1}{3}x^{\frac{3}{4}}(x - 3)^{-\frac{2}{3}} + \frac{3}{4}x^{-\frac{1}{4}}(x - 3)^{\frac{1}{3}} < 0$

(h) $\sqrt{x - 2} + \sqrt{x - 5} = 3$

(q) $\sqrt[3]{x^3 + 3x^2 - 6x - 8} > x + 1$

(i) $\sqrt{2x + 1} = 3 + \sqrt{4 - x}$

(r) $x^{-\frac{1}{3}}(x - 3)^{-\frac{2}{3}} - x^{-\frac{4}{3}}(x - 3)^{-\frac{5}{3}}(x^2 - 3x + 2) \geq 0$

(s) $\frac{2}{3}(x + 4)^{\frac{3}{5}}(x - 2)^{-\frac{1}{3}} + \frac{3}{5}(x + 4)^{-\frac{2}{5}}(x - 2)^{\frac{2}{3}} \geq 0$

4. Show that $\left(x^{\frac{3}{2}}\right)^{\frac{2}{3}} = x$ for all $x \geq 0$.

5. Verify the Quotient Rule for Radicals in Theorem 5.6.

6. Find the inverse of $k(x) = \frac{2x}{\sqrt{x^2 - 1}}$.

7. The period of a pendulum in seconds is given by

$$T = 2\pi\sqrt{\frac{L}{g}}$$

(for small displacements) where L is the length of the pendulum in meters and $g = 9.8$ meters per second per second is the acceleration due to gravity. My Seth-Thomas antique schoolhouse clock needs $T = \frac{1}{2}$ second and I can adjust the length of the pendulum via a small dial on the bottom of the bob. At what length should I set the pendulum?

8. The Cobb-Douglas production model states that the yearly total dollar value of the production output P in an economy is a function of labor x (the total number of hours worked in a year) and capital y (the total dollar value of all of the stuff purchased in order to make things). Specifically, $P = ax^by^{1-b}$. By fixing P , we create what's known as an 'isoquant' and we can then solve for y as a function of x . Let's assume that the Cobb-Douglas production model for the country of Sasquatchia is $P = 1.23x^{0.4}y^{0.6}$.

(a) Let $P = 300$ and solve for y in terms of x . If $x = 100$, what is y ?

(b) Graph the isoquant $300 = 1.23x^{0.4}y^{0.6}$. What information does an ordered pair (x, y) which makes $P = 300$ give you? With the help of your classmates, find several different combinations of labor and capital all of which yield $P = 300$. Discuss any patterns you may see.

9. According to Einstein's Theory of Special Relativity, the observed mass m of an object is a function of how fast the object is traveling. Specifically,

$$m(x) = \frac{m_r}{\sqrt{1 - \frac{x^2}{c^2}}}$$

where $m(0) = m_r$ is the mass of the object at rest, x is the speed of the object and c is the speed of light.

(a) Find the applied domain of the function.

(b) Compute $m(.1c)$, $m(.5c)$, $m(.9c)$ and $m(.999c)$.

(c) As $x \rightarrow c^-$, what happens to $m(x)$?

(d) How slowly must the object be traveling so that the observed mass is no greater than 100 times its mass at rest?

10. Show that $\sqrt[3]{2}$ is an irrational number by first showing that it is a zero of $p(x) = x^3 - 2$ and then showing p has no rational zeros. (You'll need the Rational Zeros Theorem, Theorem 3.9, in order to show this last part.)

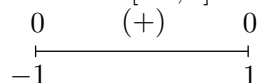
11. With the help of your classmates, generalize the previous exercise to show that $\sqrt[n]{c}$ is an irrational number provided that c^n is not a rational number.
12. Suppose Fritzy the Fox, positioned at a point (x, y) in the first quadrant, spots Chewbacca the Bunny at $(0, 0)$. Chewbacca begins to run along a fence (the positive y -axis) towards his warren. Fritzy, of course, takes chase and constantly adjusts his direction so that he is always running directly at Chewbacca. If Chewbacca's speed is v_1 and Fritzy's speed is v_2 , the path Fritzy will take to intercept Chewbacca, provided v_2 is directly proportional to, but not equal to, v_1 is modeled by

$$y = \frac{1}{2} \left(\frac{x^{1+v_1/v_2}}{1+v_1/v_2} - \frac{x^{1-v_1/v_2}}{1-v_1/v_2} \right) + \frac{v_1 v_2}{v_2^2 - v_1^2}$$

- (a) Determine the path Fritzy will take if he runs exactly twice as fast as Chewbacca; that is, $v_2 = 2v_1$. Use your calculator to graph this path for $x \geq 0$. What is the significance of the y -intercept of the graph?
- (b) Determine the path Fritzy will take if Chewbacca runs exactly twice as fast as he does; that is, $v_1 = 2v_2$. Use your calculator to graph this path for $x > 0$. Describe the behavior of y as $x \rightarrow 0^+$ and interpret this physically.
- (c) With the help of your classmates, generalize parts (a) and (b) to two cases: $v_2 > v_1$ and $v_2 < v_1$. We will discuss the case of $v_1 = v_2$ in Exercise 10 in Section 6.5.

5.3.2 ANSWERS

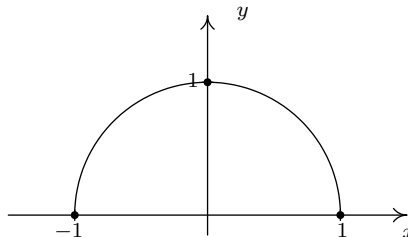
1. (a) $f(x) = \sqrt{1-x^2}$

Domain: $[-1, 1]$ 

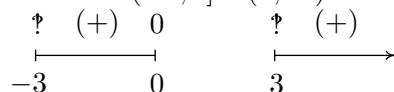
No asymptotes

Unusual steepness at $x = -1$ and $x = 1$

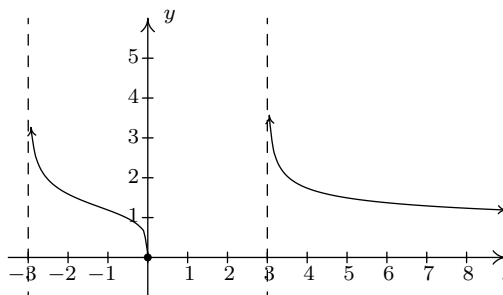
No cusps



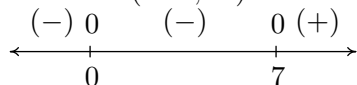
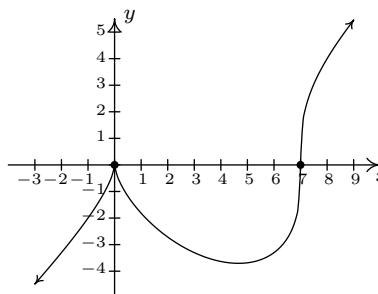
(b) $f(x) = \sqrt[4]{\frac{16x}{x^2-9}}$

Domain: $(-3, 0] \cup (3, \infty)$ Vertical asymptotes: $x = -3$ and $x = 3$ Horizontal asymptote: $y = 0$ Unusual steepness at $x = 0$

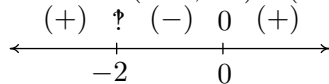
No cusps



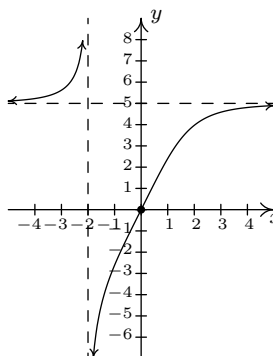
(c) $f(x) = x^{\frac{2}{3}}(x-7)^{\frac{1}{3}}$

Domain: $(-\infty, \infty)$ No vertical or horizontal asymptotes¹²Unusual steepness at $x = 7$ Cusp at $x = 0$ 

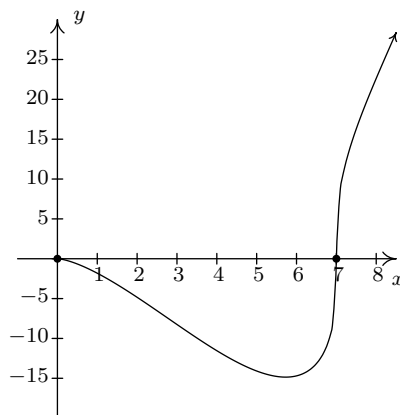
(d) $f(x) = \frac{5x}{\sqrt[3]{x^3+8}}$

Domain: $(-\infty, -2) \cup (-2, \infty)$ Vertical asymptote $x = -2$ Horizontal asymptote $y = 5$

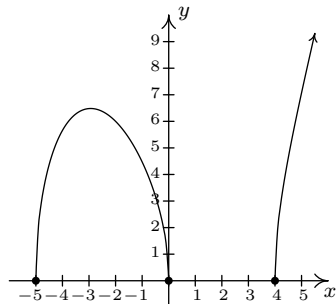
No unusual steepness or cusps

¹²Using Calculus it can be shown that $y = x - \frac{7}{3}$ is a slant asymptote of this graph.

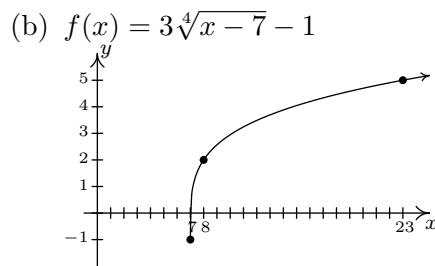
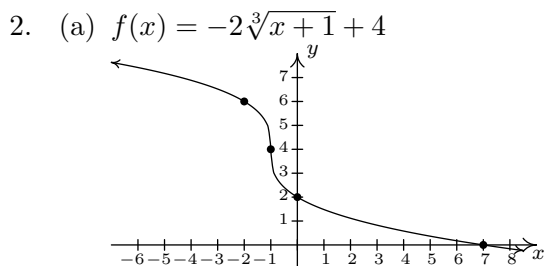
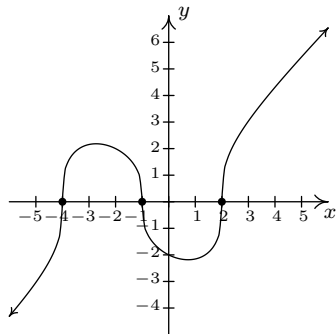
- (e) $f(x) = x^{\frac{3}{2}}(x-7)^{\frac{1}{3}}$
 Domain: $[0, \infty)$
 $\begin{array}{c} 0 \quad (-) \quad 0 \quad (+) \\ \hline 0 \quad \quad \quad 7 \end{array}$
 No asymptotes
 Unusual steepness at $x = 7$
 No cusps



- (f) $f(x) = \sqrt{x(x+5)(x-4)}$
 Domain: $[-5, 0] \cup [4, \infty)$
 $\begin{array}{c} 0 \quad (+) \quad 0 \quad 0 \quad (+) \\ \hline -5 \quad \quad 0 \quad \quad 4 \end{array}$
 No asymptotes
 Unusual steepness at $x = -5, x = 0$ and $x = 4$
 No cusps

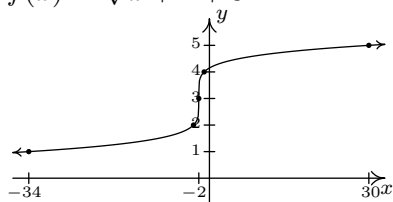


- (g) $f(x) = \sqrt[3]{x^3 + 3x^2 - 6x - 8}$
 Domain: $(-\infty, \infty)$
 $\begin{array}{c} (-) \quad 0 \quad (+) \quad 0 \quad (-) \quad 0 \quad (+) \\ \hline -4 \quad -1 \quad 2 \end{array}$
 No vertical or horizontal asymptotes¹³
 Unusual steepness at $x = -4, x = -1$ and $x = 2$
 No cusps

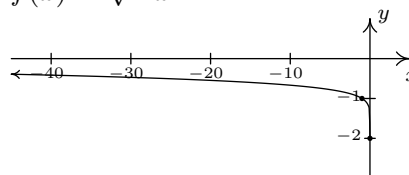


¹³Using Calculus it can be shown that $y = x + 1$ is a slant asymptote of this graph.

(c) $f(x) = \sqrt[5]{x+2} + 3$



(d) $f(x) = \sqrt[8]{-x} - 2$



3. (a) $x = 3$
 (b) $x = \frac{1}{4}$
 (c) $x = -3$
 (d) $x = -\frac{1}{3}, \frac{2}{3}$
 (e) $x = \frac{5+\sqrt{57}}{8}$
 (f) $x = 4$
 (g) $x = \pm 8$
 (h) $x = 6$
 (i) $x = 4$
 (j) $x = -2, 6$
 (k) $[2, \infty)$
 (l) $[-1, 0] \cup [1, \infty)$
 (m) $(-\infty, 2) \cup (2, 3]$
 (n) $(2, 6]$
 (o) $(-\infty, 0) \cup [2, 3) \cup (3, \infty)$
 (p) $(0, \frac{27}{13})$
 (q) $(-\infty, -1)$
 (r) $(-\infty, 0) \cup (0, 3)$
 (s) $(-\infty, -4) \cup (-4, -\frac{22}{19}] \cup (2, \infty)$

6. $k^{-1}(x) = \frac{x}{\sqrt{x^2 - 4}}$

7. $9.8 \left(\frac{1}{4\pi} \right)^2 \approx 0.062$ meters or 6.2 centimeters

8. (a) First rewrite the model as $P = 1.23x^{\frac{2}{5}}y^{\frac{3}{5}}$. Then $300 = 1.23x^{\frac{2}{5}}y^{\frac{3}{5}}$ yields $y = \left(\frac{300}{1.23x^{\frac{2}{5}}} \right)^{\frac{5}{3}}$.
 If $x = 100$ then $y \approx 441.93687$.

9. (a) $[0, c)$

(b) $m(.1c) = \frac{m_r}{\sqrt{.99}} \approx 1.005m_r$

$m(.5c) = \frac{m_r}{\sqrt{.75}} \approx 1.155m_r$

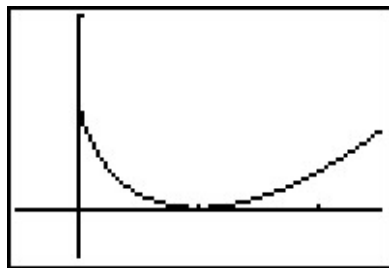
$m(.9c) = \frac{m_r}{\sqrt{.19}} \approx 2.294m_r$

$m(.999c) = \frac{m_r}{\sqrt{.001999}} \approx 22.366m_r$

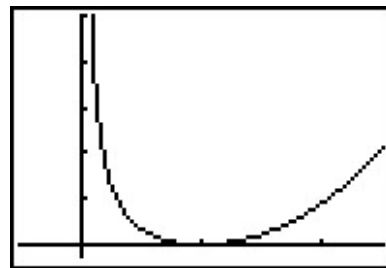
(c) As $x \rightarrow c^-$, $m(x) \rightarrow \infty$

(d) If the object is traveling no faster than approximately 0.99995 times the speed of light, then its observed mass will be no greater than $100m_r$.

12. (a) $y = \frac{1}{3}x^{3/2} - \sqrt{x} + \frac{2}{3}$. The point $(0, \frac{2}{3})$ is when Fritzy's path crosses Chewbacca's path - in other words, where Fritzy catches Chewbacca.
- (b) $y = \frac{1}{6}x^3 + \frac{1}{2x} - \frac{2}{3}$. Using the techniques from Chapter 4, we find as $x \rightarrow 0^+$, $y \rightarrow \infty$ which means, in this case, Fritzy's pursuit never ends; he never catches Chewbacca. This makes sense since Chewbacca has a head start and is running faster than Fritzy.



$$y = \frac{1}{3}x^{3/2} - \sqrt{x} + \frac{2}{3}$$



$$y = \frac{1}{6}x^3 + \frac{1}{2x} - \frac{2}{3}$$

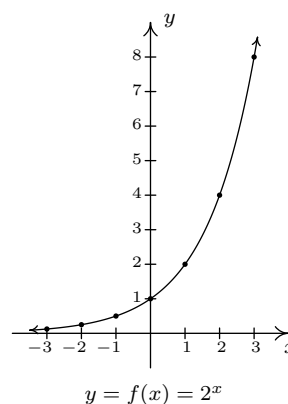
CHAPTER 6

EXPONENTIAL AND LOGARITHMIC FUNCTIONS

6.1 INTRODUCTION TO EXPONENTIAL AND LOGARITHMIC FUNCTIONS

Of all of the functions we study in this text, exponential and logarithmic functions are possibly the ones which impact everyday life the most.¹ This section will introduce us to these functions while the rest of the chapter will more thoroughly explore their properties. Up to this point, we have dealt with functions which involve terms like x^2 or $x^{2/3}$, in other words, terms of the form x^p where the base of the term, x , varies but the exponent of each term, p , remains constant. In this chapter, we study functions of the form $f(x) = b^x$ where the base b is a constant and the exponent x is the variable. We start our exploration of these functions with $f(x) = 2^x$. (Apparently this is a tradition. Every College Algebra book we have ever read starts with $f(x) = 2^x$.) We make a table of values, plot the points and connect them in a pleasing fashion.

x	$f(x)$	$(x, f(x))$
-3	$2^{-3} = \frac{1}{8}$	$(-3, \frac{1}{8})$
-2	$2^{-2} = \frac{1}{4}$	$(-2, \frac{1}{4})$
-1	2^{-1}	$(-1, \frac{1}{2})$
0	$2^0 = 1$	$(0, 1)$
1	$2^1 = 2$	$(1, 2)$
2	$2^2 = 4$	$(2, 4)$
3	$2^3 = 8$	$(2, 8)$



A few remarks about the graph of $f(x) = 2^x$ which we have constructed are in order. As $x \rightarrow -\infty$

¹Take a class in Differential Equations and you'll see why.

and attains values like $x = -100$ or $x = -1000$, the function $f(x) = 2^x$ takes on values like $f(-100) = 2^{-100} = \frac{1}{2^{100}}$ or $f(-1000) = 2^{-1000} = \frac{1}{2^{1000}}$. In other words, as $x \rightarrow -\infty$,

$$2^x \approx \frac{1}{\text{very big } (+)} \approx \text{very small } (+)$$

So as $x \rightarrow -\infty$, $2^x \rightarrow 0^+$. This is represented graphically using the x -axis (the line $y = 0$) as a horizontal asymptote. On the flip side, as $x \rightarrow \infty$, we find $f(100) = 2^{100}$, $f(1000) = 2^{1000}$, and so on, thus $2^x \rightarrow \infty$. As a result, our graph suggests the range of f is $(0, \infty)$. The graph of f passes the Horizontal Line Test which means f is one-to-one and hence invertible. We also note that when we ‘connected the dots in a pleasing fashion’, we have made the implicit assumption that $f(x) = 2^x$ is continuous² and has a domain of all real numbers. In particular, we have suggested that things like $2^{\sqrt{3}}$ exist as real numbers. We should take a moment to discuss what something like $2^{\sqrt{3}}$ might mean, and refer the interested reader to a solid course in Calculus for a more rigorous explanation. The number $\sqrt{3} = 1.73205\dots$ is an irrational number³ and as such, its decimal representation neither repeats nor terminates. We can, however, approximate $\sqrt{3}$ by terminating decimals, and it stands to reason⁴ we can use these to approximate $2^{\sqrt{3}}$. For example, if we approximate $\sqrt{3}$ by 1.73, we can approximate $2^{\sqrt{3}} \approx 2^{1.73} = 2^{\frac{173}{100}} = \sqrt[100]{2^{173}}$. It is not, by any means, a pleasant number, but it is at least a number that we understand in terms of powers and roots. It also stands to reason that better and better approximations of $\sqrt{3}$ yield better and better approximations of $2^{\sqrt{3}}$, so the value of $2^{\sqrt{3}}$ should be the result of this sequence of approximations.⁵

Suppose we wish to study the family of functions $f(x) = b^x$. Which bases b make sense to study? We find that we run into difficulty if $b < 0$. For example, if $b = -2$, then the function $f(x) = (-2)^x$ has trouble, for instance, at $x = \frac{1}{2}$ since $(-2)^{1/2} = \sqrt{-2}$ is not a real number. In general, if x is any rational number with an even denominator, then $(-2)^x$ is not defined, so we must restrict our attention to bases $b \geq 0$. What about $b = 0$? The function $f(x) = 0^x$ is undefined for $x \leq 0$ because we cannot divide by 0 and 0^0 is an indeterminate form. For $x > 0$, $0^x = 0$ so the function $f(x) = 0^x$ is the same as the function $f(x) = 0$, $x > 0$. We know everything we can possibly know about this function, so we exclude it from our investigations. The only other base we exclude is $b = 1$, since the function $f(x) = 1^x = 1$ is, once again, a function we have already studied. We are now ready for our definition of exponential functions.

DEFINITION 6.1. A function of the form $f(x) = b^x$ where b is a fixed real number, $b > 0$, $b \neq 1$ is called a **base b exponential function**.

We leave it to the reader to verify⁶ that if $b > 1$, then the exponential function $f(x) = b^x$ will share the same basic shape and characteristics as $f(x) = 2^x$. What if $0 < b < 1$? Consider $g(x) = (\frac{1}{2})^x$. We could certainly build a table of values and connect the points, or we could take a step back and note that $g(x) = (\frac{1}{2})^x = (2^{-1})^x = 2^{-x} = f(-x)$, where $f(x) = 2^x$. Thinking back to Section 1.8,

²Recall that this means there are no holes or other kinds of breaks in the graph.

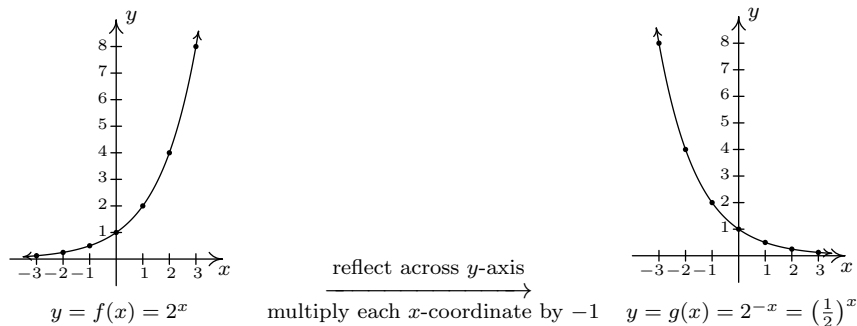
³You can actually prove this by considering the polynomial $p(x) = x^2 - 3$ and showing it has no rational zeros by applying Theorem 3.9.

⁴This is where Calculus and continuity come into play.

⁵Want more information? Look up ‘convergent sequences’ on the Internet.

⁶Meaning, graph some more examples on your own.

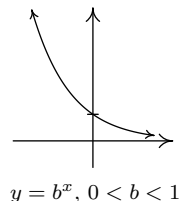
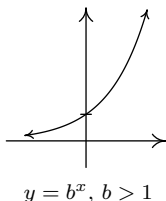
the graph of $f(-x)$ is obtained from the graph of $f(x)$ by reflecting it across the y -axis. As such, we have



We see that the domain and range of g match that of f , namely $(-\infty, \infty)$ and $(0, \infty)$, respectively. Like f , g is also one-to-one. Whereas f is always increasing, g is always decreasing. As a result, as $x \rightarrow -\infty$, $g(x) \rightarrow \infty$, and on the flip side, as $x \rightarrow \infty$, $g(x) \rightarrow 0^+$. It shouldn't be too surprising that for all choices of the base $0 < b < 1$, the graph of $y = b^x$ behaves similarly to the graph of g . We summarize these observations, and more, in the following theorem whose proof ultimately requires Calculus.

THEOREM 6.1. Properties of Exponential Functions: Suppose $f(x) = b^x$.

- The domain of f is $(-\infty, \infty)$ and the range of f is $(0, \infty)$.
 - $(0, 1)$ is on the graph of f and $y = 0$ is a horizontal asymptote to the graph of f .
 - f is one-to-one, continuous and smooth^a
- | | |
|--|---|
| <ul style="list-style-type: none"> • If $b > 1$: <ul style="list-style-type: none"> – f is always increasing – As $x \rightarrow -\infty$, $f(x) \rightarrow 0^+$ – As $x \rightarrow \infty$, $f(x) \rightarrow \infty$ – The graph of f resembles: | <ul style="list-style-type: none"> • If $0 < b < 1$: <ul style="list-style-type: none"> – f is always decreasing – As $x \rightarrow -\infty$, $f(x) \rightarrow \infty$ – As $x \rightarrow \infty$, $f(x) \rightarrow 0^+$ – The graph of f resembles: |
|--|---|



^aRecall that this means the graph of f has no sharp turns or corners.

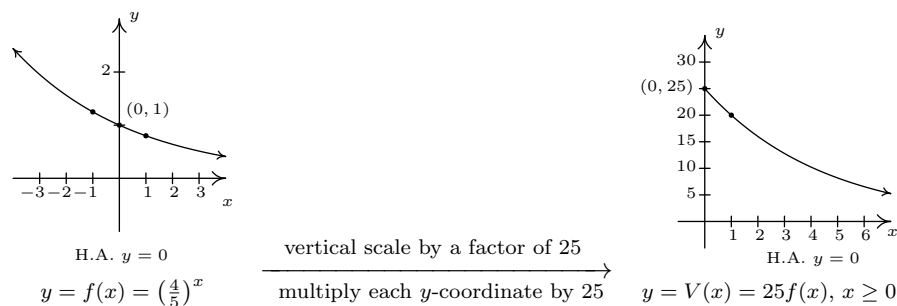
Of all of the bases for exponential functions, two occur the most often in scientific circles. The first, base 10, is often called the **common base**. The second base is an irrational number, $e \approx 2.718$, called the **natural base**. We will more formally discuss the origins of this number in Section 6.5. For now, it is enough to know that since $e > 1$, $f(x) = e^x$ is an increasing exponential function. The following examples offer a glimpse as to the kind of real-world phenomena these functions can model.

EXAMPLE 6.1.1. The value of a car can be modeled by $V(x) = 25 \left(\frac{4}{5}\right)^x$, where $x \geq 0$ is age of the car in years and $V(x)$ is the value in thousands of dollars.

1. Find and interpret $V(0)$.
2. Sketch the graph of $y = V(x)$ using transformations.
3. Find and interpret the horizontal asymptote of the graph you found in 2.

SOLUTION.

1. To find $V(0)$, we replace x with 0 to obtain $V(0) = 25 \left(\frac{4}{5}\right)^0 = 25$. Since x represents the age of the car in years, $x = 0$ corresponds to the car being brand new. Since $V(x)$ is measured in thousands of dollars, $V(0) = 25$ corresponds to a value of \$25,000. Putting it all together, we interpret $V(0) = 25$ to mean the purchase price of the car was \$25,000.
2. To graph $y = 25 \left(\frac{4}{5}\right)^x$, we start with the basic exponential function $f(x) = \left(\frac{4}{5}\right)^x$. Since the base $b = \frac{4}{5}$ is between 0 and 1, the graph of $y = f(x)$ is decreasing. We plot the y -intercept $(0, 1)$ and two other points, $(-1, \frac{5}{4})$ and $(1, \frac{4}{5})$, and label the horizontal asymptote $y = 0$. To obtain $V(x) = 25 \left(\frac{4}{5}\right)^x$, $x \geq 0$, we multiply the output from f by 25, in other words, $V(x) = 25f(x)$. In accordance with Theorem 1.5, this results in a vertical stretch by a factor of 25. We multiply all of the y values in the graph by 25 (including the y value of the horizontal asymptote) and obtain the points $(-1, \frac{125}{4})$, $(0, 25)$ and $(1, 20)$. The horizontal asymptote remains $y = 0$. Finally, we restrict the domain to $[0, \infty)$ to fit with the applied domain given to us. We have the result below.



3. We see from the graph of V that its horizontal asymptote is $y = 0$. (We leave it to reader to verify this analytically by thinking about what happens as we take larger and larger powers of $\frac{4}{5}$.) This means as the car gets older, its value diminishes to 0.

The function in the previous example is often called a ‘decay curve’. Increasing exponential functions are used to model ‘growth curves’ and we shall see several different examples of those in Section 6.5. For now, we present another common decay curve which will serve as the basis for further study of exponential functions. Although it may look more complicated than the previous example, it is actually just a basic exponential function which has been modified by a few transformations from Section 1.8.

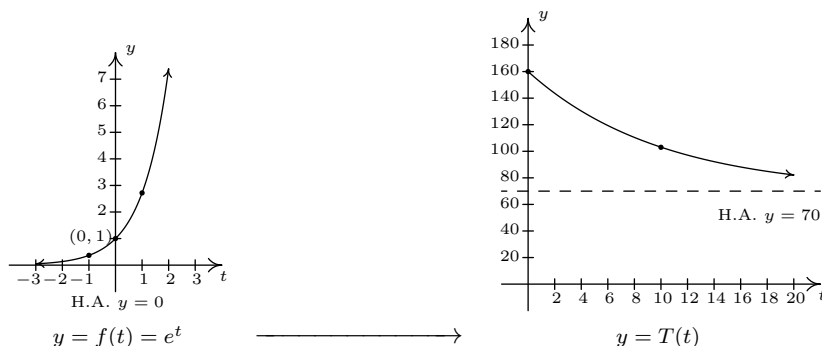
EXAMPLE 6.1.2. According to [Newton’s Law of Cooling](#)⁷ the temperature of coffee T (in degrees Fahrenheit) t minutes after it is served can be modeled by $T(t) = 70 + 90e^{-0.1t}$.

1. Find and interpret $T(0)$.
2. Sketch the graph of $y = T(t)$ using transformations.
3. Find and interpret the horizontal asymptote of the graph.

SOLUTION.

1. To find $T(0)$, we replace every occurrence of the independent variable t with 0 to obtain $T(0) = 70 + 90e^{-0.1(0)} = 160$. This means that the coffee was served at 160°F.
2. To graph $y = T(t)$ using transformations, we start with the basic function, $f(t) = e^t$. As we have already remarked, $e \approx 2.718 > 1$ so the graph of f is an increasing exponential with y -intercept $(0, 1)$ and horizontal asymptote $y = 0$. The points $(-1, e^{-1}) \approx (-1, 0.37)$ and $(1, e) \approx (1, 2.72)$ are also on the graph. Since the formula $T(t)$ looks rather complicated, we rewrite $T(t)$ in the form presented in Theorem 1.7 and use that result to track the changes to our three points and the horizontal asymptote. We have $T(t) = 90e^{-0.1t} + 70 = 90f(-0.1t) + 70$. Multiplication of the input to f , t , by -0.1 results in a horizontal expansion by a factor of 10 as well as a reflection about the y -axis. We divide each of the x values of our points by -0.1 (which amounts to multiplying them by -10) to obtain $(10, e^{-1})$, $(0, 1)$, and $(-10, e)$. Since none of these changes affected the y values, the horizontal asymptote remains $y = 0$. Next, we see that the output from f is being multiplied by 90. This results in a vertical stretch by a factor of 90. We multiply the y -coordinates by 90 to obtain $(10, 90e^{-1})$, $(0, 90)$, and $(-10, 90e)$. We also multiply the y value of the horizontal asymptote $y = 0$ by 90, and it remains $y = 0$. Finally, we add 70 to all of the y -coordinates, which shifts the graph upwards to obtain $(10, 90e^{-1} + 70) \approx (10, 103.11)$, $(0, 160)$, and $(-10, 90e + 70) \approx (-10, 314.64)$. Adding 70 to the horizontal asymptote shifts it upwards as well to $y = 70$. We connect these three points using the same shape in the same direction as in the graph of f and, last but not least, we restrict the domain to match the applied domain $[0, \infty)$. The result is below.

⁷We will discuss this in greater detail in Section 6.5.



3. From the graph, we see that the horizontal asymptote is $y = 70$. It is worth a moment or two of our time to see how this happens analytically and to review some of the ‘number sense’ developed in Chapter 4. As $t \rightarrow \infty$, we get $T(t) = 70 + 90e^{-0.1t} \approx 70 + 90e^{\text{very big } (-)}$. Since $e > 1$, $e^{\text{very big } (-)} = \frac{1}{e^{\text{very big } (+)}} \approx \frac{1}{\text{very big } (+)} \approx \text{very small } (+)$. The larger t becomes, the smaller $e^{-0.1t}$ becomes, so the term $90e^{-0.1t} \approx \text{very small } (+)$. Hence, $T(t) \approx 70 + \text{very small } (+)$ which means the graph is approaching the horizontal line $y = 70$ from above. This means that as time goes by, the temperature of the coffee is cooling to 70°F , presumably room temperature. \square

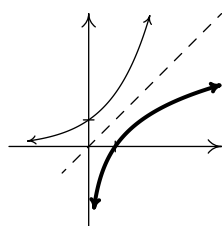
As we have already remarked, the graphs of $f(x) = b^x$ all pass the Horizontal Line Test. Thus the exponential functions are invertible. We now turn our attention to these inverses, the logarithmic functions, which are called ‘logs’ for short.

DEFINITION 6.2. The inverse of the exponential function $f(x) = b^x$ is called the **base b logarithm function**, and is denoted $f^{-1}(x) = \log_b(x)$. The expression $\log_b(x)$ is read ‘log base b of x .’

We have special notations for the common base, $b = 10$, and the natural base, $b = e$.

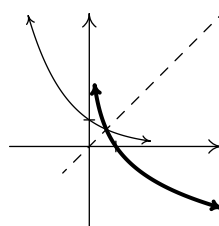
DEFINITION 6.3. The **common logarithm** of a real number x is $\log_{10}(x)$ and is usually written $\log(x)$. The **natural logarithm** of a real number x is $\log_e(x)$ and is usually written $\ln(x)$.

Since logs are defined as the inverses of exponential functions, we can use Theorems 5.2 and 5.3 to tell us about logarithmic functions. For example, we know that the domain of a log function is the range of an exponential function, namely $(0, \infty)$, and that the range of a log function is the domain of an exponential function, namely $(-\infty, \infty)$. Since we know the basic shapes of $y = f(x) = b^x$ for the different cases of b , we can obtain the graph of $y = f^{-1}(x) = \log_b(x)$ by reflecting the graph of f across the line $y = x$ as shown below. The y -intercept $(0, 1)$ on the graph of f corresponds to an x -intercept of $(1, 0)$ on the graph of f^{-1} . The horizontal asymptotes $y = 0$ on the graphs of the exponential functions become vertical asymptotes $x = 0$ on the log graphs.



$$y = b^x, b > 1$$

$$y = \log_b(x), b > 1$$



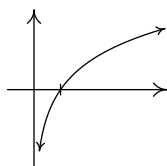
$$y = b^x, 0 < b < 1$$

$$y = \log_b(x), 0 < b < 1$$

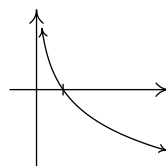
On a procedural level, logs undo the exponentials. Consider the function $f(x) = 2^x$. When we evaluate $f(3) = 2^3 = 8$, the input 3 becomes the exponent on the base 2 to produce the real number 8. The function $f^{-1}(x) = \log_2(x)$ then takes the number 8 as its input and returns the exponent 3 as its output. In symbols, $\log_2(8) = 3$. More generally, $\log_2(x)$ is the exponent you put on 2 to get x . Thus, $\log_2(16) = 4$, because $2^4 = 16$. The following theorem summarizes the basic properties of logarithmic functions, all of which come from the fact that they are inverses of exponential functions.

THEOREM 6.2. Properties of Logarithmic Functions: Suppose $f(x) = \log_b(x)$.

- The domain of f is $(0, \infty)$ and the range of f is $(-\infty, \infty)$.
 - $(1, 0)$ is on the graph of f and $x = 0$ is a vertical asymptote of the graph of f .
 - f is one-to-one, continuous and smooth
 - $b^a = c$ if and only if $\log_b(c) = a$. That is, $\log_b(c)$ is the exponent you put on b to obtain c .
 - $\log_b(b^x) = x$ for all x and $b^{\log_b(x)} = x$ for all $x > 0$
- | | |
|--|---|
| <ul style="list-style-type: none"> • If $b > 1$: <ul style="list-style-type: none"> – f is always increasing – As $x \rightarrow 0^+$, $f(x) \rightarrow -\infty$ – As $x \rightarrow \infty$, $f(x) \rightarrow \infty$ – The graph of f resembles: | <ul style="list-style-type: none"> • If $0 < b < 1$: <ul style="list-style-type: none"> – f is always decreasing – As $x \rightarrow 0^+$, $f(x) \rightarrow \infty$ – As $x \rightarrow \infty$, $f(x) \rightarrow -\infty$ – The graph of f resembles: |
|--|---|



$$y = \log_b(x), b > 1$$



$$y = \log_b(x), 0 < b < 1$$

As we have mentioned, Theorem 6.2 is a consequence of Theorems 5.2 and 5.3. However, it is worth the reader's time to understand Theorem 6.2 from an exponential perspective. For instance, we know that the domain of $g(x) = \log_2(x)$ is $(0, \infty)$. Why? Because the range of $f(x) = 2^x$ is $(0, \infty)$. In a way, this says everything, but at the same time, it doesn't. For example, if we try to find $\log_2(-1)$, we are trying to find the exponent we put on 2 to give us -1 . In other words, we are looking for x that satisfies $2^x = -1$. There is no such real number, since all powers of 2 are positive. While what we have said is exactly the same thing as saying 'the domain of $g(x) = \log_2(x)$ is $(0, \infty)$ because the range of $f(x) = 2^x$ is $(0, \infty)$ ', we feel it is in a student's best interest to understand the statements in Theorem 6.2 at this level instead of just merely memorizing the facts.

EXAMPLE 6.1.3. Simplify the following.

1. $\log_3(81)$

4. $\ln\left(\sqrt[3]{e^2}\right)$

2. $\log_2\left(\frac{1}{8}\right)$

5. $\log(0.001)$

3. $\log_{\sqrt{5}}(25)$

6. $2^{\log_2(8)}$

7. $117^{-\log_{117}(6)}$

SOLUTION.

- The number $\log_3(81)$ is the exponent we put on 3 to get 81. As such, we want to write 81 as a power of 3. We find $81 = 3^4$, so that $\log_3(81) = 4$.
- To find $\log_2\left(\frac{1}{8}\right)$, we need rewrite $\frac{1}{8}$ as a power of 2. We find $\frac{1}{8} = \frac{1}{2^3} = 2^{-3}$, so $\log_2\left(\frac{1}{8}\right) = -3$.
- To determine $\log_{\sqrt{5}}(25)$, we need to express 25 as a power of $\sqrt{5}$. We know $25 = 5^2$, and $5 = (\sqrt{5})^2$, so we have $25 = \left((\sqrt{5})^2\right)^2 = (\sqrt{5})^4$. We get $\log_{\sqrt{5}}(25) = 4$.
- First, recall that the notation $\ln\left(\sqrt[3]{e^2}\right)$ means $\log_e\left(\sqrt[3]{e^2}\right)$, so we are looking for the exponent to put on e to obtain $\sqrt[3]{e^2}$. Rewriting $\sqrt[3]{e^2} = e^{2/3}$, we find $\ln\left(\sqrt[3]{e^2}\right) = \ln\left(e^{2/3}\right) = \frac{2}{3}$.
- Rewriting $\log(0.001)$ as $\log_{10}(0.001)$, we see that we need to write 0.001 as a power of 10. We have $0.001 = \frac{1}{1000} = \frac{1}{10^3} = 10^{-3}$. Hence, $\log(0.001) = \log\left(10^{-3}\right) = -3$.
- We can use Theorem 6.2 directly to simplify $2^{\log_2(8)} = 8$. We can also understand this problem by first finding $\log_2(8)$. By definition, $\log_2(8)$ is the exponent we put on 2 to get 8. Since $8 = 2^3$, we have $\log_2(8) = 3$. We now substitute to find $2^{\log_2(8)} = 2^3 = 8$.
- We note that we cannot apply Theorem 6.2 directly to $117^{-\log_{117}(6)}$. (Why not?) We use a property of exponents to rewrite $117^{-\log_{117}(6)}$ as $\frac{1}{117^{\log_{117}(6)}}$. At this point, we can apply

Theorem 6.2 to get $117^{\log_{117}(6)} = 6$ and thus $117^{-\log_{117}(6)} = \frac{1}{117^{\log_{117}(6)}} = \frac{1}{6}$. It is worth a moment of your time to think your way through why $117^{\log_{117}(6)} = 6$. By definition, $\log_{117}(6)$ is the exponent we put on 117 to get 6. What are we doing with this exponent? We are putting it on 117. By definition we get 6. In other words, the exponential function $f(x) = 117^x$ undoes the logarithmic function $g(x) = \log_{117}(x)$. \square

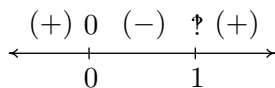
Up until this point, restrictions on the domains of functions came from avoiding division by zero and keeping negative numbers from beneath even radicals. With the introduction of logs, we now have another restriction. Since the domain of $f(x) = \log_b(x)$ is $(0, \infty)$, the argument⁸ of the log must be strictly positive.

EXAMPLE 6.1.4. Find the domain of the following functions. Check your answers graphically using the calculator.

1. $f(x) = 2 \log(3 - x) - 1$
2. $g(x) = \ln\left(\frac{x}{x-1}\right)$

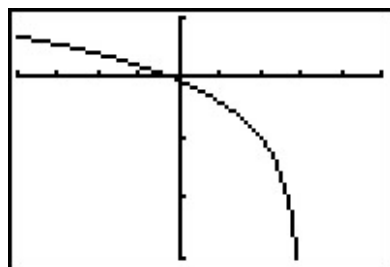
SOLUTION.

1. We set $3 - x > 0$ to obtain $x < 3$, or $(-\infty, 3)$. The graph from the calculator below verifies this. Note that we could have graphed f using transformations. Taking a cue from Theorem 1.7, we rewrite $f(x) = 2 \log_{10}(-x + 3) - 1$ and find the main function involved is $y = h(x) = \log_{10}(x)$. We select three points to track, $(\frac{1}{10}, -1)$, $(1, 0)$ and $(10, 1)$, along with the vertical asymptote $x = 0$. Since $f(x) = 2h(-x + 3) - 1$, Theorem 1.7 tells us that to obtain the destinations of these points, we first subtract 3 from the x -coordinates (shifting the graph left 3 units), then divide (multiply) by the x -coordinates by -1 (causing a reflection across the y -axis). These transformations apply to the vertical asymptote $x = 0$ as well. Subtracting 3 gives us $x = -3$ as our asymptote, then multiplying by -1 gives us the vertical asymptote $x = 3$. Next, we multiply the y -coordinates by 2 which results in a vertical stretch by a factor of 2, then we finish by subtracting 1 from the y -coordinates which shifts the graph down 1 unit. We leave it to the reader to perform the indicated arithmetic on the points themselves and to verify the graph produced by the calculator below.
2. To find the domain of g , we set $\frac{x}{x-1} > 0$ and use a sign diagram to solve this inequality. We define $r(x) = \frac{x}{x-1}$ find its domain to be r is $(-\infty, 1) \cup (1, \infty)$. Setting $r(x) = 0$ gives $x = 0$.

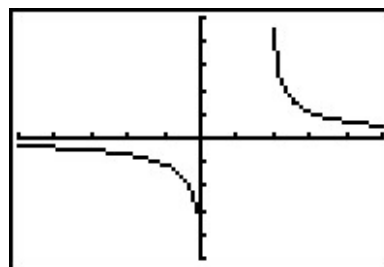


⁸See page 44 if you've forgotten what this term means.

We find $\frac{x}{x-1} > 0$ on $(-\infty, 0) \cup (1, \infty)$ to get the domain of g . The graph of $y = g(x)$ confirms this. We can tell from the graph of g that it is not the result of Section 1.8 transformations being applied to the graph $y = \ln(x)$, so barring a more detailed analysis using Calculus, the calculator graph is the best we can do. One thing worthy of note, however, is the end behavior of g . The graph suggests that as $x \rightarrow \pm\infty$, $g(x) \rightarrow 0$. We can verify this analytically. Using results from Chapter 4 and continuity, we know that as $x \rightarrow \pm\infty$, $\frac{x}{x-1} \approx 1$. Hence, it makes sense that $g(x) = \ln\left(\frac{x}{x-1}\right) \approx \ln(1) = 0$.



$$y = f(x) = 2 \log(3 - x) - 1$$



$$y = g(x) = \ln\left(\frac{x}{x-1}\right)$$

□

While logarithms have some interesting applications of their own which you'll explore in the exercises, their primary use to us will be to undo exponential functions. (This is, after all, how they were defined.) Our last example solidifies this and reviews all of the material in the section.

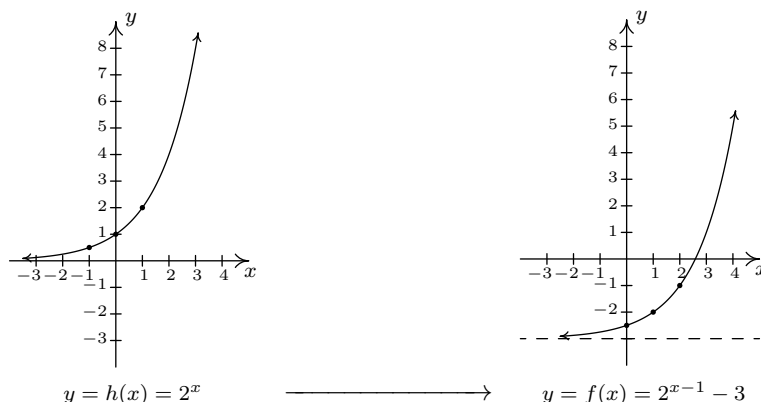
EXAMPLE 6.1.5. Let $f(x) = 2^{x-1} - 3$.

1. Graph f using transformations and state the domain and range of f .
2. Explain why f is invertible and find a formula for $f^{-1}(x)$.
3. Graph f^{-1} using transformations and state the domain and range of f^{-1} .
4. Verify $(f^{-1} \circ f)(x) = x$ for all x in the domain of f and $(f \circ f^{-1})(x) = x$ for all x in the domain of f^{-1} .
5. Graph f and f^{-1} on the same set of axes and check the symmetry about the line $y = x$.

SOLUTION.

1. If we identify $g(x) = 2^x$, we see $f(x) = g(x-1) - 3$. We pick the points $(-1, \frac{1}{2})$, $(0, 1)$ and $(1, 2)$ on the graph of g along with the horizontal asymptote $y = 0$ to track through the transformations. By Theorem 1.7 we first add 1 to the x -coordinates of the points on the graph of g (shifting g to the right 1 unit) to get $(0, \frac{1}{2})$, $(1, 1)$ and $(2, 2)$. The horizontal asymptote remains $y = 0$. Next, we subtract 3 from the y -coordinates, shifting the graph

down 3 units. We get the points $(0, -\frac{5}{2})$, $(1, -2)$ and $(2, -1)$ with the horizontal asymptote now at $y = -3$. Connecting the dots in the order and manner as they were on the graph of g , we get the graph below. We see that the domain of f is the same as g , namely $(-\infty, \infty)$, but that the range of f is $(-3, \infty)$.



2. The graph of f passes the Horizontal Line Test so f is one-to-one, hence invertible. To find a formula for $f^{-1}(x)$, we normally set $y = f(x)$, interchange the x and y , then proceed to solve for y . Doing so in this situation leads us to the equation $x = 2^{y-1} - 3$. We have yet to discuss how to solve this kind of equation, so we will attempt to find the formula for f^{-1} from a procedural perspective. If we break $f(x) = 2^{x-1} - 3$ into a series of steps, we find f takes an input x and applies the steps

- (a) subtract 1
- (b) put as an exponent on 2
- (c) subtract 3

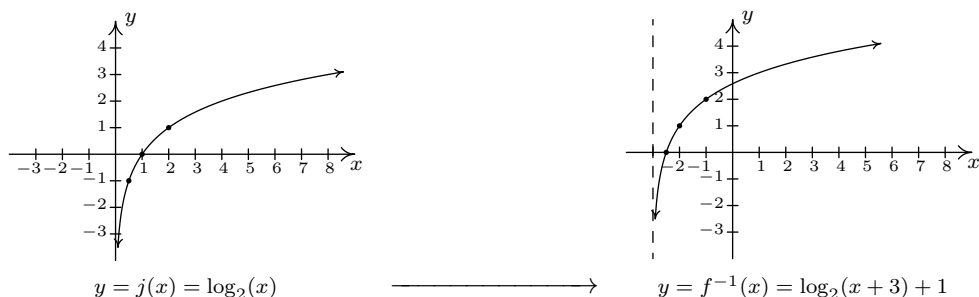
Clearly, to undo subtracting 1, we will add 1, and similarly we undo subtracting 3 by adding 3. How do we undo the second step? The answer is we use the logarithm. By definition, $\log_2(x)$ undoes exponentiation by 2. Hence, f^{-1} should

- (a) add 3
- (b) take the logarithm base 2
- (c) add 1

In symbols, $f^{-1}(x) = \log_2(x + 3) + 1$.

3. To graph $f^{-1}(x) = \log_2(x + 3) + 1$ using transformations, we start with $j(x) = \log_2(x)$. We track the points $(\frac{1}{2}, -1)$, $(1, 0)$ and $(2, 1)$ on the graph of j along with the vertical asymptote $x = 0$ through the transformations using Theorem 1.7. Since $f^{-1}(x) = j(x + 3) + 1$, we first subtract 3 from each of the x values (including the vertical asymptote) to obtain $(-\frac{5}{2}, -1)$,

$(-2, 0)$ and $(-1, 1)$ with a vertical asymptote $x = -3$. Next, we add 1 to the y values on the graph and get $(-\frac{5}{2}, 0)$, $(-2, 1)$ and $(-1, 2)$. If you are experiencing *déjà vu*, there is a good reason for it but we leave it to the reader to determine the source of this uncanny familiarity. We obtain the graph below. The domain of f^{-1} is $(-3, \infty)$, which matches the range of f , and the range of f^{-1} is $(-\infty, \infty)$, which matches the domain of f .



4. We now verify that $f(x) = 2^{x-1} - 3$ and $f^{-1}(x) = \log_2(x + 3) + 1$ satisfy the composition requirement for inverses. For all real numbers x ,

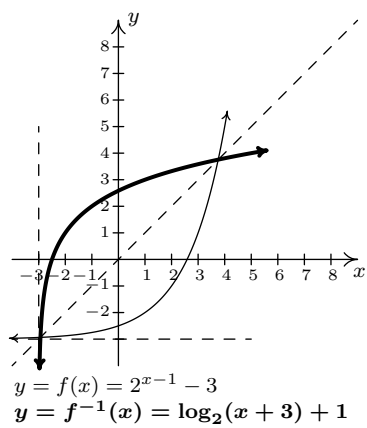
$$\begin{aligned}
 (f^{-1} \circ f)(x) &= f^{-1}(f(x)) \\
 &= f^{-1}(2^{x-1} - 3) \\
 &= \log_2([2^{x-1} - 3] + 3) + 1 \\
 &= \log_2(2^{x-1}) + 1 \\
 &= (x - 1) + 1 && \text{Since } \log_2(2^u) = u \text{ for all real numbers } u \\
 &= x \checkmark
 \end{aligned}$$

For all real numbers $x > -3$, we have⁹

$$\begin{aligned}
 (f \circ f^{-1})(x) &= f(f^{-1}(x)) \\
 &= f(\log_2(x + 3) + 1) \\
 &= 2^{(\log_2(x+3)+1)-1} - 3 \\
 &= 2^{\log_2(x+3)} - 3 \\
 &= (x + 3) - 3 && \text{Since } 2^{\log_2(u)} = u \text{ for all real numbers } u > 0 \\
 &= x \checkmark
 \end{aligned}$$

5. Last, but certainly not least, we graph $y = f(x)$ and $y = f^{-1}(x)$ on the same set of axes and see the symmetry about the line $y = x$.

⁹Pay attention - can you spot in which step below we need $x > -3$?



□

6.1.1 EXERCISES

1. Evaluate the expression.

- | | | |
|---------------------------------------|--|--|
| (a) $\log_3(27)$ | (j) $\log\left(\frac{1}{1000000}\right)$ | (s) $\log_{36}(36^{216})$ |
| (b) $\log_6(216)$ | (k) $\log(0.01)$ | (t) $\ln(e^5)$ |
| (c) $\log_2(32)$ | (l) $\ln(e^3)$ | (u) $\log\left(\sqrt[9]{10^{11}}\right)$ |
| (d) $\log_6\left(\frac{1}{36}\right)$ | (m) $\log_4(8)$ | (v) $\log\left(\sqrt[3]{10^5}\right)$ |
| (e) $\log_8(4)$ | (n) $\log_6(1)$ | (w) $\ln\left(\frac{1}{\sqrt{e}}\right)$ |
| (f) $\log_{36}(216)$ | (o) $\log_{13}(\sqrt{13})$ | (x) $\log_5(3^{\log_3(5)})$ |
| (g) $\log_{\frac{1}{5}}(625)$ | (p) $\log_{36}(\sqrt[4]{36})$ | (y) $\log(e^{\ln(100)})$ |
| (h) $\log_{\frac{1}{6}}(216)$ | (q) $7^{\log_7(3)}$ | |
| (i) $\log_{36}(36)$ | (r) $36^{\log_{36}(216)}$ | |

2. Find the domain of the function.

- | | |
|---|--|
| (a) $f(x) = \ln(x^2 + 1)$ | (i) $f(x) = \log(x^2 + x + 1)$ |
| (b) $f(x) = \log_7(4x + 8)$ | (j) $f(x) = \sqrt[4]{\log_4(x)}$ |
| (c) $f(x) = \ln(4x - 20)$ | (k) $f(x) = \log_9(x + 3 - 4)$ |
| (d) $f(x) = \log(x^2 + 9x + 18)$ | (l) $f(x) = \ln(\sqrt{x - 4} - 3)$ |
| (e) $f(x) = \log\left(\frac{x + 2}{x^2 - 1}\right)$ | (m) $f(x) = \frac{1}{3 - \log_5(x)}$ |
| (f) $f(x) = \log\left(\frac{x^2 + 9x + 18}{4x - 20}\right)$ | (n) $f(x) = \frac{\sqrt{-1 - x}}{\log_{\frac{1}{2}}(x)}$ |
| (g) $f(x) = \ln(7 - x) + \ln(x - 4)$ | (o) $f(x) = \ln(-2x^3 - x^2 + 13x - 6)$ |
| (h) $f(x) = \ln(4x - 20) + \ln(x^2 + 9x + 18)$ | |

3. For each function given below, find its inverse from the ‘procedural perspective’ discussed in Example 6.1.5 and graph the function and its inverse on the same set of axes.

- | | |
|----------------------------|----------------------------|
| (a) $f(x) = 3^{x+2} - 4$ | (c) $f(x) = -2^{-x} + 1$ |
| (b) $f(x) = \log_4(x - 1)$ | (d) $f(x) = 5 \log(x) - 2$ |

4. Show that $\log_b 1 = 0$ and $\log_b b = 1$ for every $b > 0$, $b \neq 1$.

5. (Crazy bonus question) Without using your calculator, determine which is larger: e^π or π^e .

6. (The Logarithmic Scales) There are three widely used measurement scales which involve common logarithms: the Richter scale, the decibel scale and the pH scale. The computations involved in all three scales are nearly identical so pay close attention to the subtle differences.

- (a) Earthquakes are complicated events and it is not our intent to provide a complete discussion of the science involved in them. Instead, we refer the interested reader to a solid course in Geology¹⁰ or the U.S. Geological Survey's Earthquake Hazards Program found [here](#) and present only a simplified version of the [Richter scale](#). The Richter scale measures the magnitude of an earthquake by comparing the amplitude of the seismic waves of the given earthquake to those of a “magnitude 0 event”, which was chosen to be a seismograph reading of 0.001 millimeters recorded on a seismometer 100 kilometers from the earthquake's epicenter. Specifically, the magnitude of an earthquake is given by

$$M(x) = \log\left(\frac{x}{0.001}\right)$$

where x is the seismograph reading in millimeters of the earthquake recorded 100 kilometers from the epicenter.

- i. Show that $M(0.001) = 0$.
 - ii. Compute $M(80,000)$.
 - iii. Show that an earthquake which registered 6.7 on the Richter scale had a seismograph reading ten times larger than one which measured 5.7.
 - iv. Find two news stories about recent earthquakes which give their magnitudes on the Richter scale. How many times larger was the seismograph reading of the earthquake with larger magnitude?
- (b) While the decibel scale can be used in many disciplines,¹¹ we shall restrict our attention to its use in acoustics, specifically its use in measuring the intensity level of sound.¹² The Sound Intensity Level L (measured in decibels) of a sound intensity I (measured in watts per square meter) is given by

$$L(I) = 10 \log\left(\frac{I}{10^{-12}}\right).$$

Like the Richter scale, this scale compares I to baseline: $10^{-12} \frac{W}{m^2}$ is the threshold of human hearing.

- i. Compute $L(10^{-6})$.
- ii. Damage to your hearing can start with short term exposure to sound levels around 115 decibels. What intensity I is needed to produce this level?
- iii. Compute $L(1)$. How does this compare with the threshold of pain which is around 140 decibels?

¹⁰Rock-solid, perhaps?

¹¹See this [webpage](#) for more information.

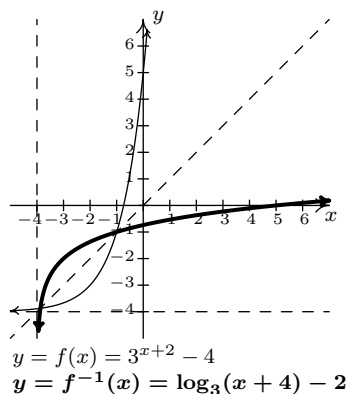
¹²As of the writing of this exercise, the Wikipedia page given [here](#) states that it may not meet the “general notability guideline” nor does it cite any references or sources. I find this odd because it is this very usage of the decibel scale which shows up in every College Algebra book I have read. Perhaps those other books have been wrong all along and we're just blindly following tradition.

- (c) The pH of a solution is a measure of its acidity or alkalinity. Specifically, $\text{pH} = -\log[\text{H}^+]$ where $[\text{H}^+]$ is the hydrogen ion concentration in moles per liter. A solution with a pH less than 7 is an acid, one with a pH greater than 7 is a base (alkaline) and a pH of 7 is regarded as neutral.
- i. The hydrogen ion concentration of pure water is $[\text{H}^+] = 10^{-7}$. Find its pH.
 - ii. Find the pH of a solution with $[\text{H}^+] = 6.3 \times 10^{-13}$.
 - iii. The pH of gastric acid (the acid in your stomach) is about 0.7. What is the corresponding hydrogen ion concentration?

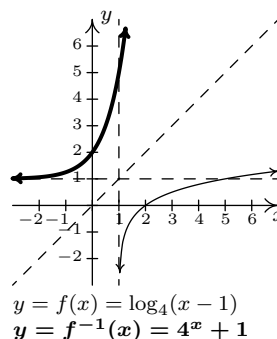
6.1.2 ANSWERS

1. (a) $\log_3(27) = 3$ (j) $\log \frac{1}{1000000} = -6$ (s) $\log_{36}(36^{216}) = 216$
 (b) $\log_6(216) = 3$ (k) $\log(0.01) = -2$ (t) $\ln(e^5) = 5$
 (c) $\log_2(32) = 5$ (l) $\ln(e^3) = 3$ (u) $\log(\sqrt[9]{10^{11}}) = \frac{11}{9}$
 (d) $\log_6\left(\frac{1}{36}\right) = -2$ (m) $\log_4(8) = \frac{3}{2}$ (v) $\log(\sqrt[3]{10^5}) = \frac{5}{3}$
 (e) $\log_8(4) = \frac{2}{3}$ (n) $\log_6(1) = 0$ (w) $\ln\left(\frac{1}{\sqrt{e}}\right) = -\frac{1}{2}$
 (f) $\log_{36}(216) = \frac{3}{2}$ (o) $\log_{13}(\sqrt{13}) = \frac{1}{2}$ (x) $\log_5(3^{\log_3 5}) = 1$
 (g) $\log_{\frac{1}{5}}(625) = -4$ (p) $\log_{36}(\sqrt[4]{36}) = \frac{1}{4}$ (y) $\log(e^{\ln(100)}) = 2$
 (h) $\log_{\frac{1}{6}}(216) = -3$ (q) $7^{\log_7(3)} = 3$
 (i) $\log_{36}(36) = 1$ (r) $36^{\log_{36}(216)} = 216$
2. (a) $(-\infty, \infty)$ (f) $(-6, -3) \cup (5, \infty)$ (k) $(-\infty, -7) \cup (1, \infty)$
 (b) $(-2, \infty)$ (g) $(4, 7)$ (l) $(13, \infty)$
 (c) $(5, \infty)$ (h) $(5, \infty)$ (m) $(0, 125) \cup (125, \infty)$
 (d) $(-\infty, -6) \cup (-3, \infty)$ (i) $(-\infty, \infty)$ (n) No domain
 (e) $(-2, -1) \cup (1, \infty)$ (j) $[1, \infty)$ (o) $(-\infty, -3) \cup (\frac{1}{2}, 2)$

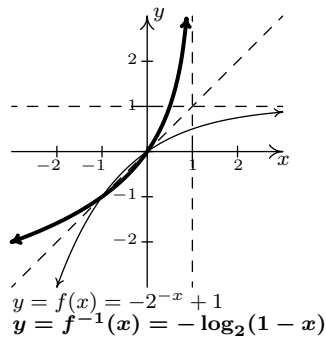
3. (a) $f(x) = 3^{x+2} - 4$
 $f^{-1}(x) = \log_3(x+4) - 2$



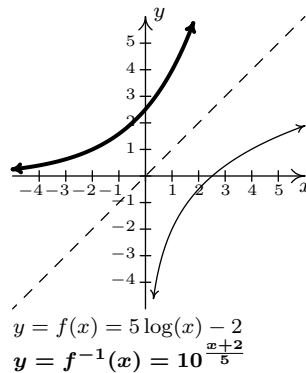
(b) $f(x) = \log_4(x-1)$
 $f^{-1}(x) = 4^x + 1$



(c) $f(x) = -2^{-x} + 1$
 $f^{-1}(x) = -\log_2(1 - x)$



(d) $f(x) = 5 \log(x) - 2$
 $f^{-1}(x) = 10^{\frac{x+2}{5}}$



6. (a) i. $M(0.001) = \log\left(\frac{0.001}{0.001}\right) = \log(1) = 0$.
 ii. $M(80,000) = \log\left(\frac{80,000}{0.001}\right) = \log(80,000,000) \approx 7.9$.
- (b) i. $L(10^{-6}) = 60$ decibels.
 ii. $I = 10^{-5} \approx 0.316$ watts per square meter.
 iii. Since $L(1) = 120$ decibels and $L(100) = 140$ decibels, a sound with intensity level 140 decibels has an intensity 100 times greater than a sound with intensity level 120 decibels.
- (c) i. The pH of pure water is 7.
 ii. If $[\text{H}^+] = 6.3 \times 10^{-13}$ then the solution has a pH of 12.2.
 iii. $[\text{H}^+] = 10^{-0.7} \approx .1995$ moles per liter.

6.2 PROPERTIES OF LOGARITHMS

In Section 6.1, we introduced the logarithmic functions as inverses of exponential functions and discussed a few of their functional properties from that perspective. In this section, we explore the algebraic properties of logarithms. Historically, these have played a huge role in the scientific development of our society since, among other things, they were used to develop analog computing devices called [slide rules](#) which enabled scientists and engineers to perform accurate calculations leading to such things as space travel and the [moon landing](#). As we shall see shortly, logs inherit analogs of all of the properties of exponents you learned in Elementary and Intermediate Algebra. We first extract two properties from Theorem 6.2 to remind us of the definition of a logarithm as the inverse of an exponential function.

THEOREM 6.3. (Inverse Properties of Exponential and Log Functions) Let $b > 0, b \neq 1$.

- $b^a = c$ if and only if $\log_b(c) = a$
- $\log_b(b^x) = x$ for all x and $b^{\log_b(x)} = x$ for all $x > 0$

Next, we spell out in more detail what it means for exponential and logarithmic functions to be one-to-one.

THEOREM 6.4. (One-to-one Properties of Exponential and Log Functions) Let $f(x) = b^x$ and $g(x) = \log_b(x)$ where $b > 0, b \neq 1$. Then f and g are one-to-one. In other words:

- $b^u = b^w$ if and only if $u = w$ for all real numbers u and w .
- $\log_b(u) = \log_b(w)$ if and only if $u = w$ for all real numbers $u > 0, w > 0$.

We now state the algebraic properties of exponential functions which will serve as a basis for the properties of logarithms. While these properties may look identical to the ones you learned in Elementary and Intermediate Algebra, they apply to real number exponents, not just rational exponents. Note that in the theorem that follows, we are interested in the properties of exponential functions, so the base b is restricted to $b > 0, b \neq 1$. An added benefit of this restriction is that it eliminates the pathologies discussed in Section 5.3 when, for example, we simplified $(x^{2/3})^{3/2}$ and obtained $|x|$ instead of what we had expected from the arithmetic in the exponents, $x^1 = x$.

THEOREM 6.5. (Algebraic Properties of Exponential Functions) Let $f(x) = b^x$ be an exponential function ($b > 0, b \neq 1$) and let u and w be real numbers.

- **Product Rule:** $f(u + w) = f(u)f(w)$. In other words, $b^{u+w} = b^u b^w$
- **Quotient Rule:** $f(u - w) = \frac{f(u)}{f(w)}$. In other words, $b^{u-w} = \frac{b^u}{b^w}$
- **Power Rule:** $(f(u))^w = f(uw)$. In other words, $(b^u)^w = b^{uw}$

While the properties listed in Theorem 6.5 are certainly believable based on similar properties of integer and rational exponents, the full proofs require Calculus. To each of these properties of

exponential functions corresponds an analogous property of logarithmic functions. We list these below in our next theorem.

THEOREM 6.6. (Algebraic Properties of Logarithm Functions) Let $g(x) = \log_b(x)$ be a logarithmic function ($b > 0$, $b \neq 1$) and let $u > 0$ and $w > 0$ be real numbers.

- **Product Rule:** $g(uw) = g(u) + g(w)$. In other words, $\log_b(uw) = \log_b(u) + \log_b(w)$
- **Quotient Rule:** $g\left(\frac{u}{w}\right) = g(u) - g(w)$. In other words, $\log_b\left(\frac{u}{w}\right) = \log_b(u) - \log_b(w)$
- **Power Rule:** $g(u^w) = wg(u)$. In other words, $\log_b(u^w) = w \log_b(u)$

There are a couple of different ways to understand why Theorem 6.6 is true. Consider the product rule: $\log_b(uw) = \log_b(u) + \log_b(w)$. Let $a = \log_b(uw)$, $c = \log_b(u)$, and $d = \log_b(w)$. Then, by definition, $b^a = uw$, $b^c = u$ and $b^d = w$. Hence, $b^a = uw = b^c b^d = b^{c+d}$, so that $b^a = b^{c+d}$. By the one-to-one property of b^x , we have $a = c + d$. In other words, $\log_b(uw) = \log_b(u) + \log_b(w)$. The remaining properties are proved similarly. From a purely functional approach, we can see the properties in Theorem 6.6 as an example of how inverse functions interchange the roles of inputs in outputs. For instance, the Product Rule for exponential functions given in Theorem 6.5, $f(u+w) = f(u)f(w)$, says that adding inputs results in multiplying outputs. Hence, whatever f^{-1} is, it must take the products of outputs from f and return them to the sum of their respective inputs. Since the outputs from f are the inputs to f^{-1} and vice-versa, we have that that f^{-1} must take products of its inputs to the sum of their respective outputs. This is precisely what the Product Rule for Logarithmic functions states in Theorem 6.6: $g(uw) = g(u) + g(w)$. The reader is encouraged to view the remaining properties listed in Theorem 6.6 similarly. The following examples help build familiarity with these properties. In our first example, we are asked to ‘expand’ the logarithms. This means that we read the properties in Theorem 6.6 from left to right and rewrite products inside the log as sums outside the log, quotients inside the log as differences outside the log, and powers inside the log as factors outside the log. While it is the opposite process, which we will practice later, that is most useful in Algebra, the utility of expanding logarithms becomes apparent in Calculus.

EXAMPLE 6.2.1. Expand the following using the properties of logarithms and simplify. Assume when necessary that all quantities represent positive real numbers.

1. $\log_2\left(\frac{8}{x}\right)$

4. $\log\sqrt[3]{\frac{100x^2}{yz^5}}$

2. $\log_{0.1}(10x^2)$

3. $\ln\left(\frac{3}{ex}\right)^2$

5. $\log_{117}(x^2 - 4)$

SOLUTION.

1. To expand $\log_2\left(\frac{8}{x}\right)$, we use the Quotient Rule identifying $u = 8$ and $w = x$ and simplify.

$$\begin{aligned}
 \log_2\left(\frac{8}{x}\right) &= \log_2(8) - \log_2(x) && \text{Quotient Rule} \\
 &= 3 - \log_2(x) && \text{Since } 2^3 = 8 \\
 &= -\log_2(x) + 3
 \end{aligned}$$

2. In the expression $\log_{0.1}(10x^2)$, we have a power (the x^2) and a product. In order to use the Product Rule, the *entire* quantity inside the logarithm must be raised to the same exponent. Since the exponent 2 applies only to the x , we first apply the Product Rule with $u = 10$ and $w = x^2$. Once we get the x^2 by itself inside the log, we may apply the Power Rule with $u = x$ and $w = 2$ and simplify.

$$\begin{aligned}
 \log_{0.1}(10x^2) &= \log_{0.1}(10) + \log_{0.1}(x^2) && \text{Product Rule} \\
 &= \log_{0.1}(10) + 2\log_{0.1}(x) && \text{Power Rule} \\
 &= -1 + 2\log_{0.1}(x) && \text{Since } (0.1)^{-1} = 10 \\
 &= 2\log_{0.1}(x) - 1
 \end{aligned}$$

3. We have a power, quotient and product occurring in $\ln\left(\frac{3}{ex}\right)^2$. Since the exponent 2 applies to the entire quantity inside the logarithm, we begin with the Power Rule with $u = \frac{3}{ex}$ and $w = 2$. Next, we see the Quotient Rule is applicable, with $u = 3$ and $w = ex$, so we replace $\ln\left(\frac{3}{ex}\right)$ with the quantity $\ln(3) - \ln(ex)$. Since $\ln\left(\frac{3}{ex}\right)$ is being multiplied by 2, the entire quantity $\ln(3) - \ln(ex)$ is multiplied by 2. Finally, we apply the Product Rule with $u = e$ and $w = x$, and replace $\ln(ex)$ with the quantity $\ln(e) + \ln(x)$, and simplify, keeping in mind that the natural log is log base e .

$$\begin{aligned}
 \ln\left(\frac{3}{ex}\right)^2 &= 2\ln\left(\frac{3}{ex}\right) && \text{Power Rule} \\
 &= 2[\ln(3) - \ln(ex)] && \text{Quotient Rule} \\
 &= 2\ln(3) - 2\ln(ex) \\
 &= 2\ln(3) - 2[\ln(e) + \ln(x)] && \text{Product Rule} \\
 &= 2\ln(3) - 2\ln(e) - 2\ln(x) \\
 &= 2\ln(3) - 2 - 2\ln(x) && \text{Since } e^1 = e \\
 &= -2\ln(x) + 2\ln(3) - 2
 \end{aligned}$$

4. In Theorem 6.6, there is no mention of how to deal with radicals. However, thinking back to Definition 5.5, we can rewrite the cube root as a $\frac{1}{3}$ exponent. We begin by using the Power

Rule¹, and we keep in mind that the common log is log base 10.

$$\begin{aligned}
 \log \sqrt[3]{\frac{100x^2}{yz^5}} &= \log \left(\frac{100x^2}{yz^5} \right)^{1/3} \\
 &= \frac{1}{3} \log \left(\frac{100x^2}{yz^5} \right) && \text{Power Rule} \\
 &= \frac{1}{3} [\log(100x^2) - \log(yz^5)] && \text{Quotient Rule} \\
 &= \frac{1}{3} \log(100x^2) - \frac{1}{3} \log(yz^5) \\
 &= \frac{1}{3} [\log(100) + \log(x^2)] - \frac{1}{3} [\log(y) + \log(z^5)] && \text{Product Rule} \\
 &= \frac{1}{3} \log(100) + \frac{1}{3} \log(x^2) - \frac{1}{3} \log(y) - \frac{1}{3} \log(z^5) \\
 &= \frac{1}{3} \log(100) + \frac{2}{3} \log(x) - \frac{1}{3} \log(y) - \frac{5}{3} \log(z) && \text{Power Rule} \\
 &= \frac{2}{3} + \frac{2}{3} \log(x) - \frac{1}{3} \log(y) - \frac{5}{3} \log(z) && \text{Since } 10^2 = 100 \\
 &= \frac{2}{3} \log(x) - \frac{1}{3} \log(y) - \frac{5}{3} \log(z) + \frac{2}{3}
 \end{aligned}$$

5. At first it seems as if we have no means of simplifying $\log_{117}(x^2 - 4)$, since none of the properties of logs addresses the issue of expanding a difference *inside* the logarithm. However, we may factor $x^2 - 4 = (x + 2)(x - 2)$ thereby introducing a product which gives us license to use the Product Rule.

$$\begin{aligned}
 \log_{117}(x^2 - 4) &= \log_{117}[(x + 2)(x - 2)] && \text{Factor} \\
 &= \log_{117}(x + 2) + \log_{117}(x - 2) && \text{Product Rule}
 \end{aligned}$$

□

A couple of remarks about Example 6.2.1 are in order. First, while not explicitly stated in the above example, a general rule of thumb to determine which log property to apply first to a complicated problem is ‘reverse order of operations.’ For example, if we were to substitute a number for x into the expression $\log_{0.1}(10x^2)$, we would first square the x , then multiply by 10. The last step is the multiplication, which tells us the first log property to apply is the Product Rule. In a multi-step problem, this rule can give the required guidance on which log property to apply at each step. The reader is encouraged to look through the solutions to Example 6.2.1 to see this rule in action. Second, while we were instructed to assume when necessary that all quantities represented positive real numbers, the authors would be committing a sin of omission if we failed to point out that, for instance, the functions $f(x) = \log_{117}(x^2 - 4)$ and $g(x) = \log_{117}(x + 2) + \log_{117}(x - 2)$ have different domains, and, hence, are different functions. We leave it to the reader to verify the domain of f is $(-\infty, -2) \cup (2, \infty)$ whereas the domain of g is $(2, \infty)$. In general, when using log properties to

¹At this point in the text, the reader is encouraged to carefully read through each step and think of which quantity is playing the role of u and which is playing the role of w as we apply each property.

expand a logarithm, we may very well be restricting the domain as we do so. One last comment before we move to reassembling logs from their various bits and pieces. The authors are well aware of the propensity for some students to become overexcited and invent their own properties of logs like $\log_{117}(x^2 - 4) = \log_{117}(x^2) - \log_{117}(4)$, which simply isn't true, in general. The unwritten² property of logarithms is that if it isn't written in a textbook, it probably isn't true.

EXAMPLE 6.2.2. Use the properties of logarithms to write the following as a single logarithm.

- | | |
|------------------------------------|----------------------------|
| 1. $\log_3(x - 1) - \log_3(x + 1)$ | 3. $4 \log_2(x) + 3$ |
| 2. $\log(x) + 2 \log(y) - \log(z)$ | 4. $-\ln(x) - \frac{1}{2}$ |

SOLUTION. Whereas in Example 6.2.1 we read the properties in Theorem 6.6 from left to right to expand logarithms, in this example we read them from right to left.

- The difference of logarithms requires the Quotient Rule: $\log_3(x - 1) - \log_3(x + 1) = \log_3\left(\frac{x-1}{x+1}\right)$.
- In the expression, $\log(x) + 2 \log(y) - \log(z)$, we have both a sum and difference of logarithms. However, before we use the product rule to combine $\log(x) + 2 \log(y)$, we note that we need to somehow deal with the coefficient 2 on $\log(y)$. This can be handled using the Power Rule. We can then apply the Product and Quotient Rules as we move from left to right. Putting it all together, we have

$$\begin{aligned}
 \log(x) + 2 \log(y) - \log(z) &= \log(x) + \log(y^2) - \log(z) && \text{Power Rule} \\
 &= \log(xy^2) - \log(z) && \text{Product Rule} \\
 &= \log\left(\frac{xy^2}{z}\right) && \text{Quotient Rule}
 \end{aligned}$$

- We can certainly get started rewriting $4 \log_2(x) + 3$ by applying the Power Rule to $4 \log_2(x)$ to obtain $\log_2(x^4)$, but in order to use the Product Rule to handle the addition, we need to rewrite 3 as a logarithm base 2. From Theorem 6.3, we know $3 = \log_2(2^3)$, so we get

$$\begin{aligned}
 4 \log_2(x) + 3 &= \log_2(x^4) + 3 && \text{Power Rule} \\
 &= \log_2(x^4) + \log_2(2^3) && \text{Since } 3 = \log_2(2^3) \\
 &= \log_2(x^4) + \log_2(8) \\
 &= \log_2(8x^4) && \text{Product Rule}
 \end{aligned}$$

²The authors relish the irony involved in writing what follows.

4. To get started with $-\ln(x) - \frac{1}{2}$, we rewrite $-\ln(x)$ as $(-1)\ln(x)$. We can then use the Power Rule to obtain $(-1)\ln(x) = \ln(x^{-1})$. In order to use the Quotient Rule, we need to write $\frac{1}{2}$ as a natural logarithm. Theorem 6.3 gives us $\frac{1}{2} = \ln(e^{1/2}) = \ln(\sqrt{e})$. We have

$$\begin{aligned}
 -\ln(x) - \frac{1}{2} &= (-1)\ln(x) - \frac{1}{2} \\
 &= \ln(x^{-1}) - \frac{1}{2} && \text{Power Rule} \\
 &= \ln(x^{-1}) - \ln(e^{1/2}) && \text{Since } \frac{1}{2} = \ln(e^{1/2}) \\
 &= \ln(x^{-1}) - \ln(\sqrt{e}) \\
 &= \ln\left(\frac{x^{-1}}{\sqrt{e}}\right) && \text{Quotient Rule} \\
 &= \ln\left(\frac{1}{x\sqrt{e}}\right)
 \end{aligned}$$

□

As we would expect, the rule of thumb for re-assembling logarithms is the opposite of what it was for dismantling them. That is, if we are interested in rewriting an expression as a single logarithm, we apply log properties following the usual order of operations: deal with multiples of logs first with the Power Rule, then deal with addition and subtraction using the Product and Quotient Rules, respectively. Additionally, we find that using log properties in this fashion can increase the domain of the expression. For example, we leave it to the reader to verify the domain of $f(x) = \log_3(x-1) - \log_3(x+1)$ is $(1, \infty)$ but the domain of $g(x) = \log_3\left(\frac{x-1}{x+1}\right)$ is $(-\infty, -1) \cup (1, \infty)$. We will need to keep this in mind when we solve equations involving logarithms in Section 6.4 - it is precisely for this reason we will have to check for extraneous solutions.

The two logarithm buttons commonly found on calculators are the ‘LOG’ and ‘LN’ buttons which correspond to the common and natural logs, respectively. Suppose we wanted an approximation to $\log_2(7)$. The answer should be a little less than 3, (Can you explain why?) but how do we coerce the calculator into telling us a more accurate answer? We need the following theorem.

THEOREM 6.7. (Change of Base) Let $a, b > 0$, $a, b \neq 1$.

- $a^x = b^{x \log_b(a)}$ for all real numbers x .
- $\log_a(x) = \frac{\log_b(x)}{\log_b(a)}$ for all real numbers $x > 0$.

The proofs of the Change of Base formulas are a result of the other properties studied in this section. If we start with $b^{x \log_b(a)}$ and use the Power Rule in the exponent to rewrite $x \log_b(a)$ as $\log_b(a^x)$ and then apply one of the Inverse Properties in Theorem 6.3, we get

$$b^{x \log_b(a)} = b^{\log_b(a^x)} = a^x,$$

as required. To verify the logarithmic form of the property, we also use the Power Rule and an Inverse Property. We note that

$$\log_a(x) \cdot \log_b(a) = \log_b\left(a^{\log_a(x)}\right) = \log_b(x),$$

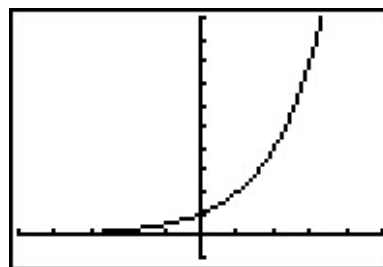
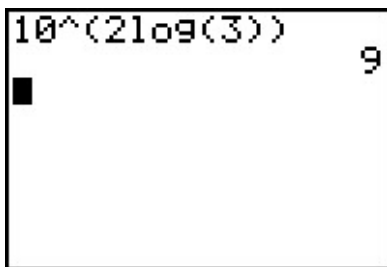
and we get the result by dividing through by $\log_b(a)$. Of course, the authors can't help but point out the inverse relationship between these two change of base formulas. To change the base of an exponential expression, we *multiply* the *input* by the factor $\log_b(a)$. To change the base of a logarithmic expression, we *divide* the *output* by the factor $\log_b(a)$. While, in the grand scheme of things, both change of base formulas are really saying the same thing, the logarithmic form is the one usually encountered in Algebra while the exponential form isn't usually introduced until Calculus.³ What Theorem 6.7 really tells us is that all exponential and logarithmic functions are just scalings of one another. Not only does this explain why their graphs have similar shapes, but it also tells us that we could do all of mathematics with a single base - be it 10, e , 42, or 117. Your Calculus teacher will have more to say about this when the time comes.

EXAMPLE 6.2.3. Use an appropriate change of base formula to convert the following expressions to ones with the indicated base. Verify your answers using a calculator, as appropriate.

1. 3^2 to base 10
2. 2^x to base e
3. $\log_4(5)$ to base e
4. $\ln(x)$ to base 10

SOLUTION.

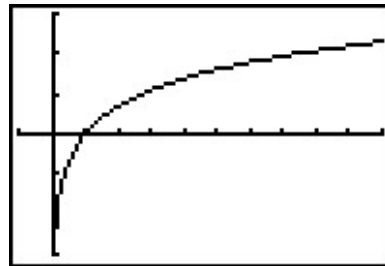
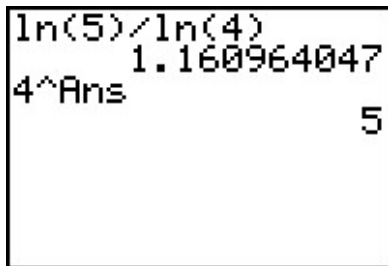
1. We apply the Change of Base formula with $a = 3$ and $b = 10$ to obtain $3^2 = 10^{2\log(3)}$. Typing the latter in the calculator produces an answer of 9 as required.
2. Here, $a = 2$ and $b = e$ so we have $2^x = e^{x\ln(2)}$. To verify this on our calculator, we can graph $f(x) = 2^x$ and $g(x) = e^{x\ln(2)}$. Their graphs are indistinguishable which provides evidence that they are the same function.



$$y = f(x) = 2^x \text{ and } y = g(x) = e^{x\ln(2)}$$

³The authors feel so strongly about showing students that every property of logarithms comes from and corresponds to a property of exponents that we have broken tradition with the vast majority of other authors in this field. This isn't the first time this happened, and it certainly won't be the last.

3. Applying the change of base with $a = 4$ and $b = e$ leads us to write $\log_4(5) = \frac{\ln(5)}{\ln(4)}$. Evaluating this in the calculator gives $\frac{\ln(5)}{\ln(4)} \approx 1.16$. How do we check this really is the value of $\log_4(5)$? By definition, $\log_4(5)$ is the exponent we put on 4 to get 5. The calculator confirms this.⁴
4. We write $\ln(x) = \log_e(x) = \frac{\log(x)}{\log(e)}$. We graph both $f(x) = \ln(x)$ and $g(x) = \frac{\log(x)}{\log(e)}$ and find both graphs appear to be identical.



$$y = f(x) = \ln(x) \text{ and } y = g(x) = \frac{\log(x)}{\log(e)}$$

⁴Which means if it is lying to us about the first answer it gave us, at least it is being consistent.

6.2.1 EXERCISES

1. Expand the following using the properties of logarithms and simplify. Assume when necessary that all quantities represent positive real numbers.

(a) $\ln(x^3y^2)$	(h) $\log_{\frac{1}{3}}(9x(y^3 - 8))$
(b) $\log_2\left(\frac{128}{x^2 + 4}\right)$	(i) $\log(1000x^3y^5)$
(c) $\log_5\left(\frac{z}{25}\right)^3$	(j) $\log_3\left(\frac{x^2}{81y^4}\right)$
(d) $\log(1.23 \times 10^{37})$	(k) $\ln\left(\sqrt[4]{\frac{xy}{ez}}\right)$
(e) $\ln\left(\frac{\sqrt{z}}{xy}\right)$	(l) $\log_6\left(\frac{216}{x^3y}\right)^4$
(f) $\log_5(x^2 - 25)$	(m) $\ln\left(\frac{\sqrt[3]{x}}{10\sqrt{yz}}\right)$
(g) $\log_{\sqrt{2}}(4x^3)$	

2. Use the properties of logarithms to write the following as a single logarithm.

(a) $4 \ln(x) + 2 \ln(y)$	(h) $-\frac{1}{3} \ln(x) - \frac{1}{3} \ln(y) + \frac{1}{3} \ln(z)$
(b) $3 - \log(x)$	(i) $\log_2(x) + \log_{\frac{1}{2}}(x - 1)$
(c) $\log_2(x) + \log_2(y) - \log_2(z)$	(j) $\log_2(x) + \log_4(x - 1)$
(d) $\log_3(x) - 2 \log_3(y)$	(k) $\log_5(x) - 3$
(e) $\frac{1}{2} \log_3(x) - 2 \log_3(y) - \log_3(z)$	(l) $\log_7(x) + \log_7(x - 3) - 2$
(f) $2 \ln(x) - 3 \ln(y) - 4 \ln(z)$	(m) $\ln(x) + \frac{1}{2}$
(g) $\log(x) - \frac{1}{3} \log(z) + \frac{1}{2} \log(y)$	

3. Use an appropriate change of base formula to convert the following expressions to ones with the indicated base.

(a) 7^{x-1} to base e	(c) $\left(\frac{2}{3}\right)^x$ to base e
(b) $\log_3(x + 2)$ to base 10	(d) $\log(x^2 + 1)$ to base e

4. Use the appropriate change of base formula to approximate the following logarithms.

(a) $\log_3(12)$	(d) $\log_4\left(\frac{1}{10}\right)$
(b) $\log_5(80)$	(e) $\log_{\frac{3}{5}}(1000)$
(c) $\log_6(72)$	(f) $\log_{\frac{2}{3}}(50)$

5. Compare and contrast the graphs of $y = \ln(x^2)$ and $y = 2\ln(x)$.
6. Prove the Quotient Rule and Power Rule for Logarithms.
7. Give numerical examples to show that, in general,

(a) $\log_b(x + y) \neq \log_b(x) + \log_b(y)$

(b) $\log_b(x - y) \neq \log_b(x) - \log_b(y)$

(c) $\log_b\left(\frac{x}{y}\right) \neq \frac{\log_b(x)}{\log_b(y)}$

8. The Henderson-Hasselbalch Equation: Suppose HA represents a weak acid. Then we have a reversible chemical reaction



The acid disassociation constant, K_a , is given by

$$K_a = \frac{[H^+][A^-]}{[HA]} = [H^+] \frac{[A^-]}{[HA]},$$

where the square brackets denote the concentrations just as they did in Exercise 6c in Section 6.1. The symbol pK_a is defined similarly to pH in that $pK_a = -\log(K_a)$. Using the definition of pH from Exercise 6c and the properties of logarithms, derive the Henderson-Hasselbalch Equation which states

$$\text{pH} = pK_a + \log \frac{[A^-]}{[HA]}$$

9. Research the history of logarithms including the origin of the word ‘logarithm’ itself. Why is the abbreviation of natural log ‘ln’ and not ‘nl’?
10. There is a scene in the movie ‘Apollo 13’ in which several people at Mission Control use slide rules to verify a computation. Was that scene accurate? Look for other pop culture references to logarithms and slide rules.

6.2.2 ANSWERS

1. (a) $3 \ln(x) + 2 \ln(y)$
 (b) $7 - \log_2(x^2 + 4)$
 (c) $3 \log_5(z) - 6$
 (d) $\log(1.23) + 37$
 (e) $\frac{1}{2} \ln(z) - \ln(x) - \ln(y)$
 (f) $\log_5(x - 5) + \log_5(x + 5)$
 (g) $3 \log_{\sqrt{2}}(x) + 4$
2. (a) $\ln(x^4 y^2)$
 (b) $\log\left(\frac{1000}{x}\right)$
 (c) $\log_2\left(\frac{xy}{z}\right)$
 (d) $\log_3\left(\frac{x}{y^2}\right)$
 (e) $\log_3\left(\frac{\sqrt{x}}{y^2 z}\right)$
 (f) $\ln\left(\frac{x^2}{y^3 z^4}\right)$
3. (a) $7^{x-1} = e^{(x-1) \ln(7)}$
 (b) $\log_3(x + 2) = \frac{\log(x + 2)}{\log(3)}$
4. (a) $\log_3(12) \approx 2.26186$
 (b) $\log_5(80) \approx 2.72271$
 (c) $\log_6(72) \approx 2.38685$
- (h) $-2 + \log_{\frac{1}{3}}(x) + \log_{\frac{1}{3}}(y - 2) + \log_{\frac{1}{3}}(y^2 + 2y + 4)$
 (i) $3 + 3 \log(x) + 5 \log(y)$
 (j) $2 \log_3(x) - 4 - 4 \log_3(y)$
 (k) $\frac{1}{4} \ln(x) + \frac{1}{4} \ln(y) - \frac{1}{4} - \frac{1}{4} \ln(z)$
 (l) $12 - 12 \log_6(x) - 4 \log_6(y)$
 (m) $\frac{1}{3} \ln(x) - \ln(10) - \frac{1}{2} \ln(y) - \frac{1}{2} \ln(z)$
- (g) $\log\left(\frac{x\sqrt{y}}{\sqrt[3]{z}}\right)$
 (h) $\ln\left(\sqrt[3]{\frac{z}{xy}}\right)$
 (i) $\log_2\left(\frac{x}{x-1}\right)$
 (j) $\log_2(x\sqrt{x-1})$
 (k) $\log_5\left(\frac{x}{125}\right)$
 (l) $\log_7\left(\frac{x(x-3)}{49}\right)$
 (m) $\ln(x\sqrt{e})$
- (c) $\left(\frac{2}{3}\right)^x = e^{x \ln(\frac{2}{3})}$
 (d) $\log(x^2 + 1) = \frac{\ln(x^2 + 1)}{\ln(10)}$
- (d) $\log_4\left(\frac{1}{10}\right) \approx -1.66096$
 (e) $\log_{\frac{3}{5}}(1000) \approx -13.52273$
 (f) $\log_{\frac{2}{3}}(50) \approx -9.64824$

6.3 EXPONENTIAL EQUATIONS AND INEQUALITIES

In this section we will develop techniques for solving equations involving exponential functions. Suppose, for instance, we wanted to solve the equation $2^x = 128$. After a moment's calculation, we find $128 = 2^7$, so we have $2^x = 2^7$. The one-to-one property of exponential functions, detailed in Theorem 6.4, tells us that $2^x = 2^7$ if and only if $x = 7$. This means that not only is $x = 7$ a solution to $2^x = 2^7$, it is the *only* solution. Now suppose we change the problem ever so slightly to $2^x = 129$. We could use one of the inverse properties of exponentials and logarithms listed in Theorem 6.3 to write $129 = 2^{\log_2(129)}$. We'd then have $2^x = 2^{\log_2(129)}$, which means our solution is $x = \log_2(129)$. This makes sense because, after all, the definition of $\log_2(129)$ is 'the exponent we put on 2 to get 129.' Indeed we could have obtained this solution directly by rewriting the equation $2^x = 129$ in its logarithmic form $\log_2(129) = x$. Either way, in order to get a reasonable decimal approximation to this number, we'd use the change of base formula, Theorem 6.7, to give us something more calculator friendly,¹ say $\log_2(129) = \frac{\ln(129)}{\ln(2)}$. Another way to arrive at this answer is as follows

$$\begin{aligned} 2^x &= 129 \\ \ln(2^x) &= \ln(129) && \text{Take the natural log of both sides.} \\ x \ln(2) &= \ln(129) && \text{Power Rule} \\ x &= \frac{\ln(129)}{\ln(2)} \end{aligned}$$

'Taking the natural log' of both sides is akin to squaring both sides: since $f(x) = \ln(x)$ is a *function*, as long as two quantities are equal, their natural logs are equal.² Also note that we treat $\ln(2)$ as any other non-zero real number and divide it through³ to isolate the variable x . We summarize below the two common ways to solve exponential equations, motivated by our examples.

Steps for Solving an Equation involving Exponential Functions

1. Isolate the exponential function.
2. (a) If convenient, express both sides with a common base and equate the exponents.
(b) Otherwise, take the natural log of both sides of the equation and use the Power Rule.

EXAMPLE 6.3.1. Solve the following equations. Check your answer graphically using a calculator.

- | | | |
|----------------------------------|----------------------------------|---------------------------------|
| 1. $2^{3x} = 16^{1-x}$ | 3. $9 \cdot 3^x = 7^{2x}$ | 5. $25^x = 5^x + 6$ |
| 2. $2000 = 1000 \cdot 3^{-0.1t}$ | 4. $75 = \frac{100}{1+3e^{-2t}}$ | 6. $\frac{e^x - e^{-x}}{2} = 5$ |

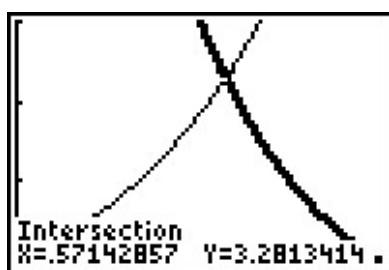
SOLUTION.

¹You can use natural logs or common logs. We choose natural logs. (In Calculus, you'll learn these are the most 'mathy' of the logarithms.)

²This is also the 'if' part of the statement $\log_b(u) = \log_b(w)$ if and only if $u = w$ in Theorem 6.4.

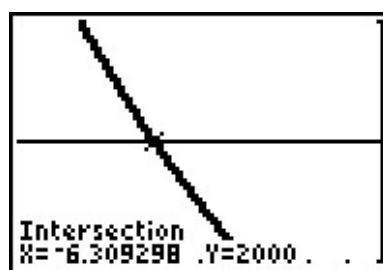
³Please resist the temptation to divide both sides by 'ln' instead of $\ln(2)$. Just like it wouldn't make sense to divide both sides by the square root symbol ' $\sqrt{\quad}$ ' when solving $x\sqrt{2} = 5$, it makes no sense to divide by 'ln'.

- Since 16 is a power of 2, we can rewrite $2^{3x} = 16^{1-x}$ as $2^{3x} = (2^4)^{1-x}$. Using properties of exponents, we get $2^{3x} = 2^{4(1-x)}$. Using the one-to-one property of exponential functions, we get $3x = 4(1-x)$ which gives $x = \frac{4}{7}$. To check graphically, we set $f(x) = 2^{3x}$ and $g(x) = 16^{1-x}$ and see that they intersect at $x = \frac{4}{7} \approx 0.5714$.
- We begin solving $2000 = 1000 \cdot 3^{-0.1t}$ by dividing both sides by 1000 to isolate the exponential which yields $3^{-0.1t} = 2$. Since it is inconvenient to write 2 as a power of 3, we use the natural log to get $\ln(3^{-0.1t}) = \ln(2)$. Using the Power Rule, we get $-0.1t \ln(3) = \ln(2)$, so we divide both sides by $-0.1 \ln(3)$ to get $t = -\frac{\ln(2)}{0.1 \ln(3)} = -\frac{10 \ln(2)}{\ln(3)}$. On the calculator, we graph $f(x) = 2000$ and $g(x) = 1000 \cdot 3^{-0.1x}$ and find that they intersect at $x = -\frac{10 \ln(2)}{\ln(3)} \approx -6.3093$.



$$y = f(x) = 2^{3x} \text{ and}$$

$$y = g(x) = 16^{1-x}$$



$$y = f(x) = 2000 \text{ and}$$

$$y = g(x) = 1000 \cdot 3^{-0.1x}$$

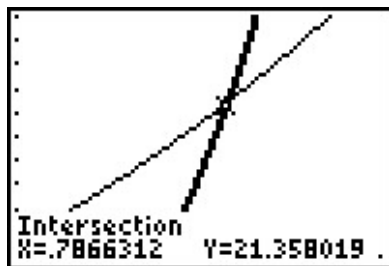
- We first note that we can rewrite the equation $9 \cdot 3^x = 7^{2x}$ as $3^2 \cdot 3^x = 7^{2x}$ to obtain $3^{x+2} = 7^{2x}$. Since it is not convenient to express both sides as a power of 3 (or 7 for that matter) we use the natural log: $\ln(3^{x+2}) = \ln(7^{2x})$. The power rule gives $(x+2) \ln(3) = 2x \ln(7)$. Even though this equation appears very complicated, keep in mind that $\ln(3)$ and $\ln(7)$ are just constants. The equation $(x+2) \ln(3) = 2x \ln(7)$ is actually a linear equation and as such we gather all of the terms with x on one side, and the constants on the other. We then divide both sides by the coefficient of x , which we obtain by factoring.

$$\begin{aligned} (x+2) \ln(3) &= 2x \ln(7) \\ x \ln(3) + 2 \ln(3) &= 2x \ln(7) \\ 2 \ln(3) &= 2x \ln(7) - x \ln(3) \\ 2 \ln(3) &= x(2 \ln(7) - \ln(3)) \quad \text{Factor.} \\ x &= \frac{2 \ln(3)}{2 \ln(7) - \ln(3)} \end{aligned}$$

Graphing $f(x) = 9 \cdot 3^x$ and $g(x) = 7^{2x}$ on the calculator, we see that these two graphs intersect at $x = \frac{2 \ln(3)}{2 \ln(7) - \ln(3)} \approx 0.7866$.

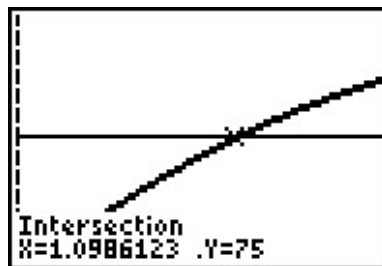
- Our objective in solving $75 = \frac{100}{1+3e^{-2t}}$ is to first isolate the exponential. To that end, we clear denominators and get $75(1+3e^{-2t}) = 100$. From this we get $75 + 225e^{-2t} = 100$, which leads to $225e^{-2t} = 25$, and finally, $e^{-2t} = \frac{1}{9}$. Taking the natural log of both sides

gives $\ln(e^{-2t}) = \ln(\frac{1}{9})$. Since natural log is log base e , $\ln(e^{-2t}) = -2t$. We can also use the Power Rule to write $\ln(\frac{1}{9}) = -\ln(9)$. Putting these two steps together, we simplify $\ln(e^{-2t}) = \ln(\frac{1}{9})$ to $-2t = -\ln(9)$. We arrive at our solution, $t = \frac{\ln(9)}{2}$ which simplifies to $t = \ln(3)$. (Can you explain why?) The calculator confirms the graphs of $f(x) = 75$ and $g(x) = \frac{100}{1+3e^{-2x}}$ intersect at $x = \ln(3) \approx 1.099$.



$$y = f(x) = 9 \cdot 3^x \text{ and}$$

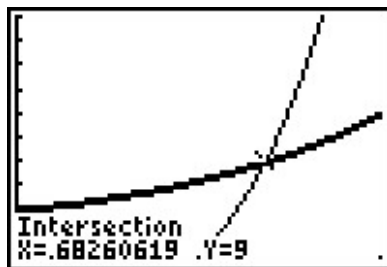
$$y = g(x) = 7^{2x}$$



$$y = f(x) = 75 \text{ and}$$

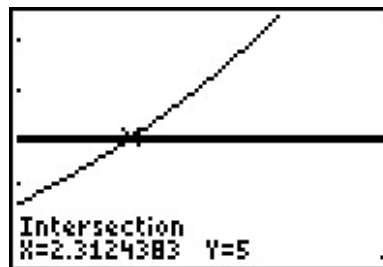
$$y = g(x) = \frac{100}{1+3e^{-2x}}$$

- We start solving $25^x = 5^x + 6$ by rewriting $25 = 5^2$ so that we have $(5^2)^x = 5^x + 6$, or $5^{2x} = 5^x + 6$. Even though we have a common base, having two terms on the right hand side of the equation foils our plan of equating exponents or taking logs. If we stare at this long enough, we notice that we have three terms with the exponent on one term exactly twice that of another. To our surprise and delight, we have a 'quadratic in disguise'. Letting $u = 5^x$, we have $u^2 = (5^x)^2 = 5^{2x}$ so the equation $5^{2x} = 5^x + 6$ becomes $u^2 = u + 6$. Solving this as $u^2 - u - 6 = 0$ gives $u = -2$ or $u = 3$. Since $u = 5^x$, we have $5^x = -2$ or $5^x = 3$. Since $5^x = -2$ has no real solution, (Why not?) we focus on $5^x = 3$. Since it isn't convenient to express 3 as a power of 5, we take natural logs and get $\ln(5^x) = \ln(3)$ so that $x \ln(5) = \ln(3)$ or $x = \frac{\ln(3)}{\ln(5)}$. When we graph $f(x) = 25^x$ and $g(x) = 5^x + 6$, we see that they intersect at $x = \frac{\ln(3)}{\ln(5)} \approx 0.6826$.
- At first, it's unclear how to proceed with $\frac{e^x - e^{-x}}{2} = 5$, besides clearing the denominator to obtain $e^x - e^{-x} = 10$. Of course, if we rewrite $e^{-x} = \frac{1}{e^x}$, we see we have another denominator lurking in the problem: $e^x - \frac{1}{e^x} = 10$. Clearing this denominator gives us $e^{2x} - 1 = 10e^x$, and once again, we have an equation with three terms where the exponent on one term is exactly twice that of another - a 'quadratic in disguise.' If we let $u = e^x$, then $u^2 = e^{2x}$ so the equation $e^{2x} - 1 = 10e^x$ can be viewed as $u^2 - 1 = 10u$. Solving $u^2 - 10u - 1 = 0$, we obtain by the quadratic formula $u = 5 \pm \sqrt{26}$. From this, we have $e^x = 5 \pm \sqrt{26}$. Since $5 - \sqrt{26} < 0$, we get no real solution to $e^x = 5 - \sqrt{26}$, but for $e^x = 5 + \sqrt{26}$, we take natural logs to obtain $x = \ln(5 + \sqrt{26})$. If we graph $f(x) = \frac{e^x - e^{-x}}{2}$ and $g(x) = 5$, we see that the graphs intersect at $x = \ln(5 + \sqrt{26}) \approx 2.312$



$$y = f(x) = 25^x \text{ and}$$

$$y = g(x) = 5^x + 6$$



$$y = f(x) = \frac{e^x - e^{-x}}{2} \text{ and}$$

$$y = g(x) = 5$$

□

The authors would be remiss not to mention that Example 6.3.1 still holds great educational value. Much can be learned about logarithms and exponentials by verifying the solutions obtained in Example 6.3.1 analytically. For example, to verify our solution to $2000 = 1000 \cdot 3^{-0.1t}$, we substitute $t = -\frac{10 \ln(2)}{\ln(3)}$ and obtain

$$\begin{aligned} 2000 &\stackrel{?}{=} 1000 \cdot 3^{-0.1\left(-\frac{10 \ln(2)}{\ln(3)}\right)} \\ 2000 &\stackrel{?}{=} 1000 \cdot 3^{\frac{\ln(2)}{\ln(3)}} \\ 2000 &\stackrel{?}{=} 1000 \cdot 3^{\log_3(2)} && \text{Change of Base} \\ 2000 &\stackrel{?}{=} 1000 \cdot 2 && \text{Inverse Property} \\ 2000 &\stackrel{\checkmark}{=} 2000 \end{aligned}$$

The other solutions can be verified by using a combination of log and inverse properties. Some fall out quite quickly, while others are more involved. We leave them to the reader.

Since exponential functions are continuous on their domains, the Intermediate Value Theorem 3.1 applies. As with the algebraic functions in Section 5.3, this allows us to solve inequalities using sign diagrams as demonstrated below.

EXAMPLE 6.3.2. Solve the following inequalities. Check your answer graphically using a calculator.

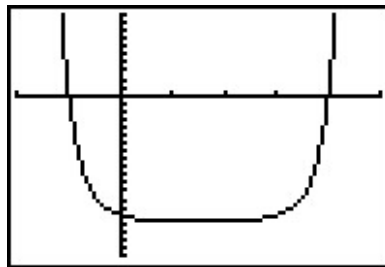
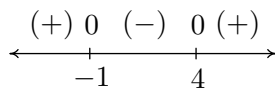
1. $2^{x^2-3x} - 16 \geq 0$

2. $\frac{e^x}{e^x - 4} \leq 3$

3. $xe^{2x} < 4x$

SOLUTION.

1. Since we already have 0 on one side of the inequality, we set $r(x) = 2^{x^2-3x} - 16$. The domain of r is all real numbers, so in order to construct our sign diagram, we need to find the zeros of r . Setting $r(x) = 0$ gives $2^{x^2-3x} - 16 = 0$ or $2^{x^2-3x} = 16$. Since $16 = 2^4$ we have $2^{x^2-3x} = 2^4$, so by the one-to-one property of exponential functions, $x^2 - 3x = 4$. Solving $x^2 - 3x - 4 = 0$ gives $x = 4$ and $x = -1$. From the sign diagram, we see $r(x) \geq 0$ on $(-\infty, -1] \cup [4, \infty)$, which corresponds to where the graph of $y = r(x) = 2^{x^2-3x} - 16$, is on or above the x -axis.



$$y = r(x) = 2^{x^2-3x} - 16$$

2. The first step we need to take to solve $\frac{e^x}{e^x-4} \leq 3$ is to get 0 on one side of the inequality. To that end, we subtract 3 from both sides and get a common denominator

$$\begin{aligned} \frac{e^x}{e^x-4} &\leq 3 \\ \frac{e^x}{e^x-4} - 3 &\leq 0 \\ \frac{e^x}{e^x-4} - \frac{3(e^x-4)}{e^x-4} &\leq 0 \quad \text{Common denominators.} \\ \frac{12-2e^x}{e^x-4} &\leq 0 \end{aligned}$$

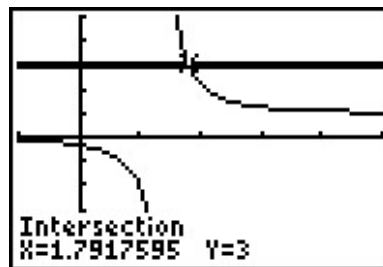
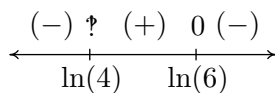
We set $r(x) = \frac{12-2e^x}{e^x-4}$ and we note that r is undefined when its denominator $e^x - 4 = 0$, or when $e^x = 4$. Solving this gives $x = \ln(4)$, so the domain of r is $(-\infty, \ln(4)) \cup (\ln(4), \infty)$. To find the zeros of r , we solve $r(x) = 0$ and obtain $12 - 2e^x = 0$. Solving for e^x , we find $e^x = 6$, or $x = \ln(6)$. When we build our sign diagram, finding test values may be a little tricky since we need to check values around $\ln(4)$ and $\ln(6)$. Recall that the function $\ln(x)$ is increasing⁴ which means $\ln(3) < \ln(4) < \ln(5) < \ln(6) < \ln(7)$. While the prospect of determining the sign of $r(\ln(3))$ may be very unsettling, remember that $e^{\ln(3)} = 3$, so

$$r(\ln(3)) = \frac{12 - 2e^{\ln(3)}}{e^{\ln(3)} - 4} = \frac{12 - 2(3)}{3 - 4} = -6$$

We determine the signs of $r(\ln(5))$ and $r(\ln(7))$ similarly.⁵ From the sign diagram, we find our answer to be $(-\infty, \ln(4)) \cup [\ln(6), \infty)$. Using the calculator, we see the graph of $f(x) = \frac{e^x}{e^x-4}$ is below the graph of $g(x) = 3$ on $(-\infty, \ln(4)) \cup (\ln(6), \infty)$, and they intersect at $x = \ln(6) \approx 1.792$.

⁴This is because the base of $\ln(x)$ is $e > 1$. If the base b were in the interval $0 < b < 1$, then $\log_b(x)$ would decrease.

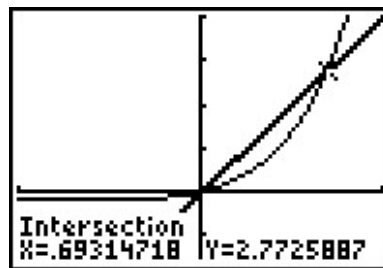
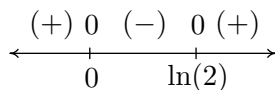
⁵We could, of course, use the calculator, but what fun would that be?



$$y = f(x) = \frac{e^x}{e^x - 4}$$

$$y = g(x) = 3$$

3. As before, we start solving $xe^{2x} < 4x$ by getting 0 on one side of the inequality, $xe^{2x} - 4x < 0$. We set $r(x) = xe^{2x} - 4x$ and since there are no denominators, even-indexed radicals, or logs, the domain of r is all real numbers. Setting $r(x) = 0$ produces $xe^{2x} - 4x = 0$. With x both in and out of the exponent, this could cause some difficulty. However, before panic sets in, we factor out the x to obtain $x(e^{2x} - 4) = 0$ which gives $x = 0$ or $e^{2x} - 4 = 0$. To solve the latter, we isolate the exponential and take logs to get $2x = \ln(4)$, or $x = \frac{\ln(4)}{2} = \ln(2)$. (Can you explain the last equality using properties of logs?) As in the previous example, we need to be careful about choosing test values. Since $\ln(1) = 0$, we choose $\ln(\frac{1}{2})$, $\ln(\frac{3}{2})$ and $\ln(3)$. Evaluating,⁶ we have $r(\ln(\frac{1}{2})) = \ln(\frac{1}{2})e^{2\ln(\frac{1}{2})} - 4\ln(\frac{1}{2})$. Applying the Power Rule to the log in the exponent, we obtain $\ln(\frac{1}{2})e^{\ln(\frac{1}{2})^2} - 4\ln(\frac{1}{2}) = \ln(\frac{1}{2})e^{\ln(\frac{1}{4})} - 4\ln(\frac{1}{2})$. Using the inverse properties of logs, this reduces to $\frac{1}{4}\ln(\frac{1}{2}) - 4\ln(\frac{1}{2}) = -\frac{15}{4}\ln(\frac{1}{2})$. Since $\frac{1}{2} < 1$, $\ln(\frac{1}{2}) < 0$ and we get $r(\ln(\frac{1}{2}))$ is (+). Continuing in this manner, we find $r(x) < 0$ on $(0, \ln(2))$. The calculator confirms that the graph of $f(x) = xe^{2x}$ is below the graph of $g(x) = 4x$ on this intervals.⁷



$$y = f(x) = xe^{2x} \text{ and}$$

$$y = g(x) = 4x$$

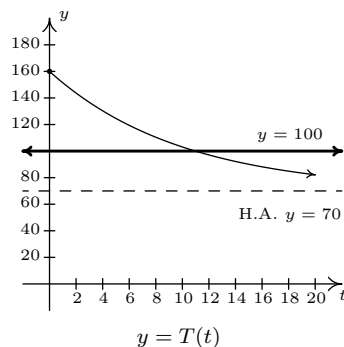
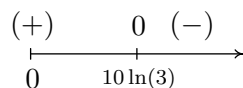
⁶A calculator can be used at this point. As usual, we proceed without apologies, with the analytical method.

⁷Note: $\ln(2) \approx 0.693$.

□

EXAMPLE 6.3.3. Recall from Example 6.1.2 that the temperature of coffee T (in degrees Fahrenheit) t minutes after it is served can be modeled by $T(t) = 70 + 90e^{-0.1t}$. When will the coffee be warmer than 100°F ?

SOLUTION. We need to find when $T(t) > 100$, or in other words, we need to solve the inequality $70 + 90e^{-0.1t} > 100$. Getting 0 on one side of the inequality, we have $90e^{-0.1t} - 30 > 0$, and we set $r(t) = 90e^{-0.1t} - 30$. The domain of r is artificially restricted due to the context of the problem to $[0, \infty)$, so we proceed to find the zeros of r . Solving $90e^{-0.1t} - 30 = 0$ results in $e^{-0.1t} = \frac{1}{3}$ so that $t = -10 \ln\left(\frac{1}{3}\right)$ which, after a quick application of the Power Rule leaves us with $t = 10 \ln(3)$. If we wish to avoid using the calculator to choose test values, we note that since $1 < 3$, $0 = \ln(1) < \ln(3)$ so that $10 \ln(3) > 0$. So we choose $t = 0$ as a test value in $[0, 10 \ln(3))$. Since $3 < 4$, $10 \ln(3) < 10 \ln(4)$, so the latter is our choice of a test value for the interval $(10 \ln(3), \infty)$. Our sign diagram is below, and next to it is our graph of $t = T(t)$ from Example 6.1.2 with the horizontal line $y = 100$.



In order to interpret what this means in the context of the real world, we need a reasonable approximation of the number $10 \ln(3) \approx 10.986$. This means it takes approximately 11 minutes for the coffee to cool to 100°F . Until then, the coffee is warmer than that.⁸ □

We close this section by finding the inverse of a function which is a composition of a rational function with an exponential function.

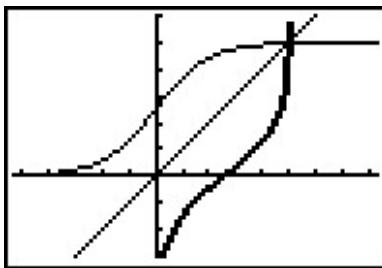
EXAMPLE 6.3.4. The function $f(x) = \frac{5e^x}{e^x + 1}$ is one-to-one. Find a formula for $f^{-1}(x)$ and check your answer graphically using your calculator.

SOLUTION. We start by writing $y = f(x)$, and interchange the roles of x and y . To solve for y , we first clear denominators and then isolate the exponential function.

⁸Critics may point out that since we needed to use the calculator to interpret our answer anyway, why not use it earlier to simplify the computations? It is a fair question which we answer unfairly: it's our book.

$$\begin{aligned}
 y &= \frac{5e^x}{e^x + 1} \\
 x &= \frac{5e^y}{e^y + 1} && \text{Switch } x \text{ and } y \\
 x(e^y + 1) &= 5e^y \\
 xe^y + x &= 5e^y \\
 x &= 5e^y - xe^y \\
 x &= e^y(5 - x) \\
 e^y &= \frac{x}{5 - x} \\
 \ln(e^y) &= \ln\left(\frac{x}{5 - x}\right) \\
 y &= \ln\left(\frac{x}{5 - x}\right)
 \end{aligned}$$

We claim $f^{-1}(x) = \ln\left(\frac{x}{5-x}\right)$. To verify this analytically, we would need to verify the compositions $(f^{-1} \circ f)(x) = x$ for all x in the domain of f and that $(f \circ f^{-1})(x) = x$ for all x in the domain of f^{-1} . We leave this to the reader. To verify our solution graphically, we graph $y = f(x) = \frac{5e^x}{e^x + 1}$ and $y = g(x) = \ln\left(\frac{x}{5-x}\right)$ on the same set of axes and observe the symmetry about the line $y = x$. Note the domain of f is the range of g and vice-versa.



$$y = f(x) = \frac{5e^x}{e^x + 1} \text{ and } y = g(x) = \ln\left(\frac{x}{5-x}\right)$$

□

6.3.1 EXERCISES

1. Solve the following equations analytically.

(a) $3^{(x-1)} = 27$

(g) $9 \cdot 3^{7x} = \left(\frac{1}{9}\right)^{2x}$

(l) $2^{(x^3-x)} = 1$

(b) $3^{(x-1)} = 29$

(h) $7e^{2x} = 28e^{-6x}$

(m) $e^{2x} = 2e^x$

(c) $3^{(x-1)} = 2^x$

(i) $7^{3+7x} = 3^{4-2x}$

(n) $70 + 90e^{-0.1t} = 75$

(d) $3^{(x-1)} = \left(\frac{1}{2}\right)^{(x+5)}$

(j) $\left(1 + \frac{0.06}{12}\right)^{12t} = 3$

(o) $\frac{150}{1+29e^{-0.8t}} = 75$

(e) $8^x = \frac{1}{128}$

(k) $e^{-5730k} = \frac{1}{2}$

(p) $25\left(\frac{4}{5}\right)^x = 10$

(f) $3^{7x} = 81^{4-2x}$

2. Solve the following inequalities analytically.

(a) $e^x > 53$

(d) $25\left(\frac{4}{5}\right)^x \geq 10$

(b) $1000\left(1 + \frac{0.06}{12}\right)^{12t} \geq 3000$

(e) $\frac{150}{1+29e^{-0.8t}} \leq 130$

(c) $2^{(x^3-x)} < 1$

(f) $70 + 90e^{-0.1t} \leq 75$

3. Use your calculator to help you solve the following equations and inequalities.

(a) $e^x < x^3 - x$

(c) $e^{\sqrt{x}} = x + 1$

(e) $3^{(x-1)} < 2^x$

(b) $2^x = x^2$

(d) $e^{-x} - xe^{-x} \geq 0$

(f) $e^x = \ln(x) + 5$

4. Since $f(x) = \ln(x)$ is a strictly increasing function, if $0 < a < b$ then $\ln(a) < \ln(b)$. Use this fact to solve the inequality $e^{(3x-1)} > 6$ without a sign diagram.

5. Compute the inverse of $f(x) = \frac{e^x - e^{-x}}{2}$. State the domain and range of both f and f^{-1} .

6. In Example 6.3.4, we found that the inverse of $f(x) = \frac{5e^x}{e^x + 1}$ was $f^{-1}(x) = \ln\left(\frac{x}{5-x}\right)$ but we left a few loose ends for you to tie up.

(a) Show that $(f^{-1} \circ f)(x) = x$ for all x in the domain of f and that $(f \circ f^{-1})(x) = x$ for all x in the domain of f^{-1} .

(b) Find the range of f by finding the domain of f^{-1} .

(c) Let $g(x) = \frac{5x}{x+1}$ and $h(x) = e^x$. Show that $f = g \circ h$ and that $(g \circ h)^{-1} = h^{-1} \circ g^{-1}$.⁹

7. With the help of your classmates, solve the inequality $e^x > x^n$ for a variety of natural numbers n . What might you conjecture about the “speed” at which $f(x) = e^x$ grows versus any polynomial?

⁹We know this is true in general by Exercise 8 in Section 5.2, but it’s nice to see a specific example of the property.

6.3.2 ANSWERS

1. (a) $x = 4$
 (b) $x = \frac{\ln(29) + \ln(3)}{\ln(3)}$
 (c) $x = \frac{\ln(3)}{\ln(3) - \ln(2)}$
 (d) $x = \frac{\ln(3) + 5 \ln(\frac{1}{2})}{\ln(3) - \ln(\frac{1}{2})}$
 (e) $x = -\frac{7}{3}$
 (f) $x = \frac{16}{15}$
 (g) $x = -\frac{2}{11}$
 (h) $x = -\frac{1}{8} \ln(\frac{1}{4}) = \frac{1}{4} \ln(2)$
 (i) $x = \frac{4 \ln(3) - 3 \ln(7)}{7 \ln(7) + 2 \ln(3)}$
 (j) $t = \frac{\ln(3)}{12 \ln(1.005)}$
 (k) $k = \frac{\ln(\frac{1}{2})}{-5730}$
 (l) $x = -1, 0, 1$
 (m) $x = \ln(2)$
 (n) $t = 10 \ln(18)$
 (o) $t = \frac{\ln(\frac{1}{29})}{-0.8}$
 (p) $x = \frac{\ln(\frac{2}{5})}{\ln(\frac{4}{5})}$
2. (a) $(\ln(53), \infty)$
 (b) $\left[\frac{\ln(3)}{12 \ln(1.005)}, \infty \right)$
 (c) $(-\infty, -1) \cup (0, 1)$
 (d) $\left(-\infty, \frac{\ln(\frac{2}{5})}{\ln(\frac{4}{5})} \right]$
 (e) $\left(-\infty, \frac{\ln(\frac{2}{377})}{-0.8} \right] = (-\infty, -\frac{5}{4} \ln(\frac{2}{377})]$
 (f) $\left[\frac{\ln(\frac{1}{18})}{-0.1}, \infty \right) = [10 \ln(18), \infty)$
3. (a) $(2.3217, 4.3717)$
 (b) $x \approx -0.766666, x = 2, x = 4$
 (c) $x = 0$
 (d) $(-\infty, 1]$
 (e) $(-\infty, 2.7095)$
 (f) $x \approx 0.01866, x \approx 1.7115$
4. $x > \frac{1}{3}(\ln(6) + 1)$
5. $f^{-1} = \ln(x + \sqrt{x^2 + 1})$. Both f and f^{-1} have domain $(-\infty, \infty)$ and range $(-\infty, \infty)$.

6.4 LOGARITHMIC EQUATIONS AND INEQUALITIES

In Section 6.3 we solved equations and inequalities involving exponential functions using one of two basic strategies. We now turn our attention to equations and inequalities involving logarithmic functions, and not surprisingly, there are two basic strategies to choose from. For example, suppose we wish to solve $\log_2(x) = \log_2(5)$. Theorem 6.4 tells us that the *only* solution to this equation is $x = 5$. Now suppose we wish to solve $\log_2(x) = 3$. If we want to use Theorem 6.4, we need to rewrite 3 as a logarithm base 2. We can use Theorem 6.3 to do just that: $3 = \log_2(2^3) = \log_2(8)$. Our equation then becomes $\log_2(x) = \log_2(8)$ so that $x = 8$. However, we could have arrived at the same answer, in fewer steps, by using Theorem 6.3 to rewrite the equation $\log_2(x) = 3$ as $2^3 = x$, or $x = 8$. We summarize the two common ways to solve log equations below.

Steps for Solving an Equation involving Logarithmic Functions

1. Isolate the logarithmic function.
2. (a) If convenient, express both sides as logs with the same base and equate the arguments of the log functions.
(b) Otherwise, rewrite the log equation as an exponential equation.

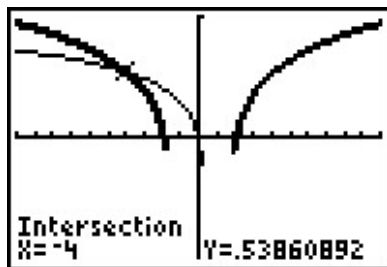
EXAMPLE 6.4.1. Solve the following equations. Check your solutions graphically using a calculator.

1. $\log_{117}(1 - 3x) = \log_{117}(x^2 - 3)$
2. $2 - \ln(x - 3) = 1$
3. $\log_6(x + 4) + \log_6(3 - x) = 1$
4. $\log_7(1 - 2x) = 1 - \log_7(3 - x)$
5. $\log_2(x + 3) = \log_2(6 - x) + 3$
6. $1 + 2\log_4(x + 1) = 2\log_2(x)$

SOLUTION.

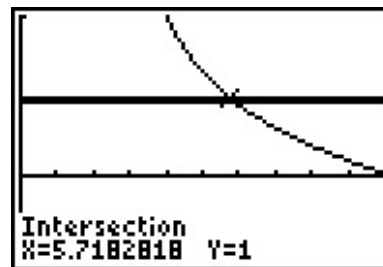
1. Since we have the same base on both sides of the equation $\log_{117}(1 - 3x) = \log_{117}(x^2 - 3)$, we equate what's inside the logs to get $1 - 3x = x^2 - 3$. Solving $x^2 + 3x - 4 = 0$ gives $x = -4$ and $x = 1$. To check these answers using the calculator, we make use of the change of base formula and graph $f(x) = \frac{\ln(1-3x)}{\ln(117)}$ and $g(x) = \frac{\ln(x^2-3)}{\ln(117)}$ and we see they intersect only at $x = -4$. To see what happened to the solution $x = 1$, we substitute it into our original equation to obtain $\log_{117}(-2) = \log_{117}(-2)$. While these expressions look identical, neither is a real number,¹ which means $x = 1$ is not in the domain of the original equation, and is not a solution.
2. Our first objective in solving $2 - \ln(x - 3) = 1$ is to isolate the logarithm. We get $\ln(x - 3) = 1$, which, as an exponential equation, is $e^1 = x - 3$. We get our solution $x = e + 3$. On the calculator, we see the graph of $f(x) = 2 - \ln(x - 3)$ intersects the graph of $g(x) = 1$ at $x = e + 3 \approx 5.718$.

¹They do, however, represent the same **family** of complex numbers. We stop ourselves at this point and refer the reader to a good course in Complex Variables.



$$y = f(x) = \log_{117}(1 - 3x) \text{ and}$$

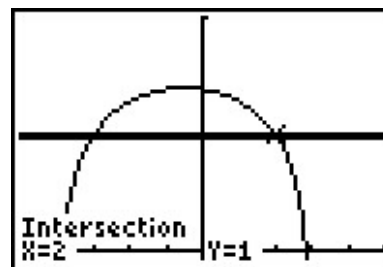
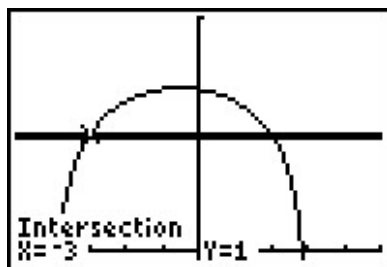
$$y = g(x) = \log_{117}(x^2 - 3)$$



$$y = f(x) = 2 - \ln(x - 3) \text{ and}$$

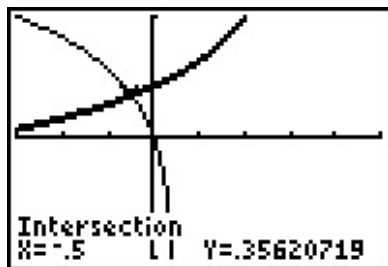
$$y = g(x) = 1$$

3. We can start solving $\log_6(x+4) + \log_6(3-x) = 1$ by using the Product Rule for logarithms to rewrite the equation as $\log_6[(x+4)(3-x)] = 1$. Rewriting this as an exponential equation, we get $6^1 = (x+4)(3-x)$. This reduces to $x^2 + x - 6 = 0$, which gives $x = -3$ and $x = 2$. Graphing $y = f(x) = \frac{\ln(x+4)}{\ln(6)} + \frac{\ln(3-x)}{\ln(6)}$ and $y = g(x) = 1$, we see they intersect twice, at $x = -3$ and $x = 2$.



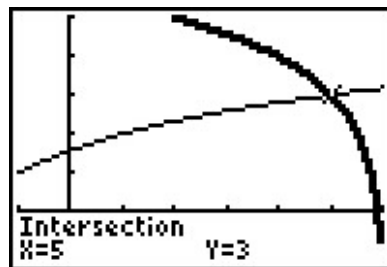
$$y = f(x) = \log_6(x + 4) + \log_6(3 - x) \text{ and } y = g(x) = 1$$

4. Taking a cue from the previous problem, we begin solving $\log_7(1 - 2x) = 1 - \log_7(3 - x)$ by first collecting the logarithms on the same side, $\log_7(1 - 2x) + \log_7(3 - x) = 1$, and then using the Product Rule to get $\log_7[(1 - 2x)(3 - x)] = 1$. Rewriting this as an exponential equation gives $7^1 = (1 - 2x)(3 - x)$ which gives the quadratic equation $2x^2 - 7x - 4 = 0$. Solving, we find $x = -\frac{1}{2}$ and $x = 4$. Graphing, we find $y = f(x) = \frac{\ln(1-2x)}{\ln(7)}$ and $y = g(x) = 1 - \frac{\ln(3-x)}{\ln(7)}$ intersect only at $x = -\frac{1}{2}$. Checking $x = 4$ in the original equation produces $\log_7(-7) = 1 - \log_7(-1)$, which is a clear domain violation.
5. Starting with $\log_2(x + 3) = \log_2(6 - x) + 3$, we gather the logarithms to one side and get $\log_2(x + 3) - \log_2(6 - x) = 3$, and then use the Quotient Rule to obtain $\log_2\left(\frac{x+3}{6-x}\right) = 3$. Rewriting this as an exponential equation gives $2^3 = \frac{x+3}{6-x}$. This reduces to the linear equation $8(6 - x) = x + 3$, which gives us $x = 5$. When we graph $f(x) = \frac{\ln(x+3)}{\ln(2)}$ and $g(x) = \frac{\ln(6-x)}{\ln(2)} + 3$, we find they intersect at $x = 5$.



$$y = f(x) = \log_7(1 - 2x) \text{ and}$$

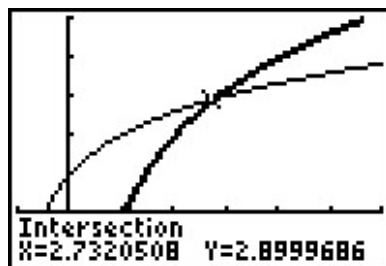
$$y = g(x) = 1 - \log_7(3 - x)$$



$$y = f(x) = \log_2(x + 3) \text{ and}$$

$$y = g(x) = \log_2(6 - x) + 3$$

6. Starting with $1 + 2 \log_4(x + 1) = 2 \log_2(x)$, we gather the logs to one side to get the equation $1 = 2 \log_2(x) - 2 \log_4(x + 1)$. Before we can combine the logarithms, however, we need a common base. Since 4 is a power of 2, we use change of base to convert $\log_4(x + 1) = \frac{\log_2(x + 1)}{\log_2(4)} = \frac{1}{2} \log_2(x + 1)$. Hence, our original equation becomes $1 = 2 \log_2(x) - 2 \left(\frac{1}{2} \log_2(x + 1)\right)$ or $1 = 2 \log_2(x) - \log_2(x + 1)$. Using the Power and Quotient Rules, we obtain $1 = \log_2\left(\frac{x^2}{x + 1}\right)$. Rewriting this in exponential form, we get $\frac{x^2}{x + 1} = 2$ or $x^2 - 2x - 2 = 0$. Using the quadratic formula, we get $x = 1 \pm \sqrt{3}$. Graphing $f(x) = 1 + \frac{2 \ln(x + 1)}{\ln(4)}$ and $g(x) = \frac{2 \ln(x)}{\ln(2)}$, we see the graphs intersect only at $x = 1 + \sqrt{3} \approx 2.732$. The solution $x = 1 - \sqrt{3} < 0$, which means if substituted into the original equation, the term $2 \log_2(1 - \sqrt{3})$ is undefined.



$$y = f(x) = 1 + 2 \log_4(x + 1) \text{ and } y = g(x) = 2 \log_2(x)$$

□

If nothing else, Example 6.4.1 demonstrates the importance of checking for extraneous solutions² when solving equations involving logarithms. Even though we checked our answers graphically, extraneous solutions are easy to spot - any supposed solution which causes a negative number inside a logarithm needs to be discarded. As with the equations in Example 6.3.1, much can be learned from checking all of the answers in Example 6.4.1 analytically. We leave this to the reader and turn our attention to inequalities involving logarithmic functions. Since logarithmic functions are continuous on their domains, we can use sign diagrams.

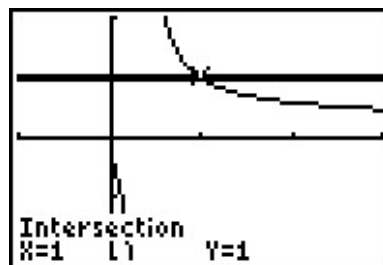
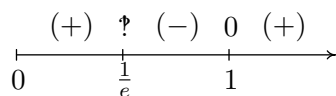
EXAMPLE 6.4.2. Solve the following inequalities. Check your answer graphically using a calculator.

²Recall that an extraneous solution is an answer obtained analytically which does not satisfy the original equation.

1. $\frac{1}{\ln(x)+1} \leq 1$ 2. $(\log_2(x))^2 < 2\log_2(x) + 3$ 3. $x \log(x+1) \geq x$

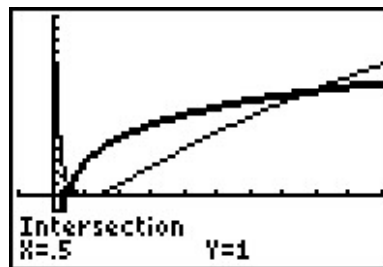
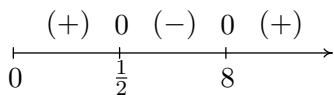
SOLUTION.

1. We start solving $\frac{1}{\ln(x)+1} \leq 1$ by getting 0 on one side of the inequality: $\frac{1}{\ln(x)+1} - 1 \leq 0$. Getting a common denominator yields $\frac{1}{\ln(x)+1} - \frac{\ln(x)+1}{\ln(x)+1} \leq 0$ which reduces to $\frac{-\ln(x)}{\ln(x)+1} \leq 0$, or $\frac{\ln(x)}{\ln(x)+1} \geq 0$. We define $r(x) = \frac{\ln(x)}{\ln(x)+1}$ and set about finding the domain and the zeros of r . Due to the appearance of the term $\ln(x)$, we require $x > 0$. In order to keep the denominator away from zero, we solve $\ln(x) + 1 = 0$ so $\ln(x) = -1$, so $x = e^{-1} = \frac{1}{e}$. Hence, the domain of r is $(0, \frac{1}{e}) \cup (\frac{1}{e}, \infty)$. To find the zeros of r , we set $r(x) = \frac{\ln(x)}{\ln(x)+1} = 0$ so that $\ln(x) = 0$, and we find $x = e^0 = 1$. In order to determine test values for r without resorting to the calculator, we need to find numbers between $0, \frac{1}{e}$, and 1 which have a base of e . Since $e \approx 2.718 > 1$, $0 < \frac{1}{e^2} < \frac{1}{e} < \frac{1}{\sqrt{e}} < 1 < e$. To determine the sign of $r(\frac{1}{e^2})$, we use the fact that $\ln(\frac{1}{e^2}) = \ln(e^{-2}) = -2$, and find $r(\frac{1}{e^2}) = \frac{-2}{-2+1} = 2$, which is (+). The rest of the test values are determined similarly. From our sign diagram, we find the solution to be $(0, \frac{1}{e}) \cup [1, \infty)$. Graphing $f(x) = \frac{1}{\ln(x)+1}$ and $g(x) = 1$, we see the the graph of f is below the graph of g on the solution intervals, and that the graphs intersect at $x = 1$.



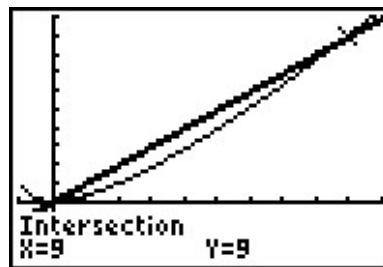
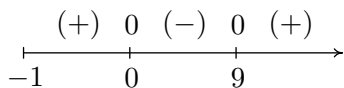
$$y = f(x) = \frac{1}{\ln(x)+1} \text{ and } y = g(x) = 1$$

2. Moving all of the nonzero terms of $(\log_2(x))^2 < 2\log_2(x) + 3$ to one side of the inequality, we have $(\log_2(x))^2 - 2\log_2(x) - 3 < 0$. Defining $r(x) = (\log_2(x))^2 - 2\log_2(x) - 3$, we get the domain of r is $(0, \infty)$, due to the presence of the logarithm. To find the zeros of r , we set $r(x) = (\log_2(x))^2 - 2\log_2(x) - 3 = 0$ which results in a ‘quadratic in disguise.’ We set $u = \log_2(x)$ so our equation becomes $u^2 - 2u - 3 = 0$ which gives us $u = -1$ and $u = 3$. Since $u = \log_2(x)$, we get $\log_2(x) = -1$, which gives us $x = 2^{-1} = \frac{1}{2}$, and $\log_2(x) = 3$, which yields $x = 2^3 = 8$. We use test values which are powers of 2: $0 < \frac{1}{4} < \frac{1}{2} < 1 < 8 < 16$, and from our sign diagram, we see $r(x) < 0$ on $(\frac{1}{2}, 8)$. Geometrically, we see the graph of $f(x) = \left(\frac{\ln(x)}{\ln(2)}\right)^2$ is below the graph of $y = g(x) = \frac{2\ln(x)}{\ln(2)} + 3$ on the solution interval.

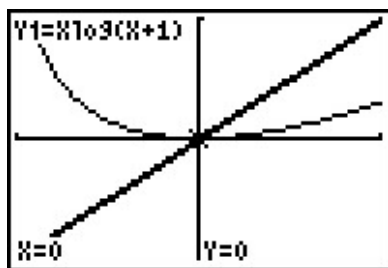


$$y = f(x) = (\log_2(x))^2 \text{ and } y = g(x) = 2 \log_2(x) + 3$$

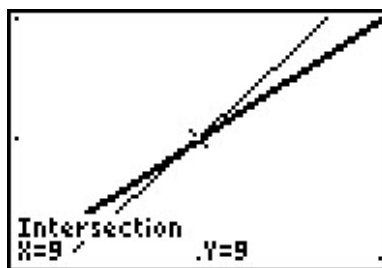
3. We begin to solve $x \log(x+1) \geq x$ by subtracting x from both sides to get $x \log(x+1) - x \geq 0$. We define $r(x) = x \log(x+1) - x$ and due to the presence of the logarithm, we require $x+1 > 0$, or $x > -1$. To find the zeros of r , we set $r(x) = x \log(x+1) - x = 0$. Factoring, we get $x (\log(x+1) - 1) = 0$, which gives $x = 0$ or $\log(x+1) - 1 = 0$. The latter gives $\log(x+1) = 1$, or $x+1 = 10^1$, which admits $x = 9$. We select test values x so that $x+1$ is a power of 10, and we obtain $-1 < -0.9 < 0 < \sqrt{10} - 1 < 9 < 99$. Our sign diagram gives the solution to be $(-1, 0] \cup [9, \infty)$. The calculator indicates the graph of $y = f(x) = x \log(x+1)$ is above $y = g(x) = x$ on the solution intervals, and the graphs intersect at $x = 0$ and $x = 9$.



$$y = f(x) = x \log(x+1) \text{ and } y = g(x) = x$$



Near $x = 0$



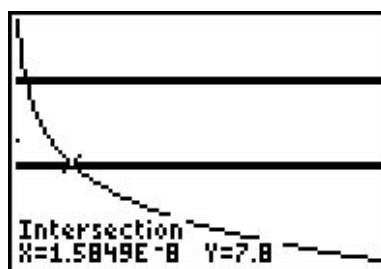
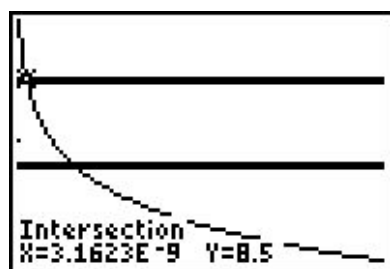
Near $x = 9$

□

Our next example revisits the concept of pH as first introduced in the exercises in Section 6.1.

EXAMPLE 6.4.3. In order to successfully breed Ippizuti fish the pH of a freshwater tank must be at least 7.8 but can be no more than 8.5. Determine the corresponding range of hydrogen ion concentration.

SOLUTION. Recall from Exercise 6c in Section 6.1 that $\text{pH} = -\log[\text{H}^+]$ where $[\text{H}^+]$ is the hydrogen ion concentration in moles per liter. We require $7.8 \leq -\log[\text{H}^+] \leq 8.5$ or $-7.8 \geq \log[\text{H}^+] \geq -8.5$. To solve this compound inequality we solve $-7.8 \geq \log[\text{H}^+]$ and $\log[\text{H}^+] \geq -8.5$ and take the intersection of the solution sets.³ The former inequality yields $0 < [\text{H}^+] \leq 10^{-7.8}$ and the latter yields $[\text{H}^+] \geq 10^{-8.5}$. Taking the intersection gives us our final answer $10^{-8.5} \leq [\text{H}^+] \leq 10^{-7.8}$. (Your Chemistry professor may want the answer written as $3.16 \times 10^{-9} \leq [\text{H}^+] \leq 1.58 \times 10^{-8}$.) After carefully adjusting the viewing window on the graphing calculator we see that the graph of $f(x) = -\log(x)$ lies between the lines $y = 7.8$ and $y = 8.5$ on the interval $[3.16 \times 10^{-9}, 1.58 \times 10^{-8}]$.



The graphs of $y = f(x) = -\log(x)$, $y = 7.8$ and $y = 8.5$

□

We close this section by finding an inverse of a one-to-one function which involves logarithms.

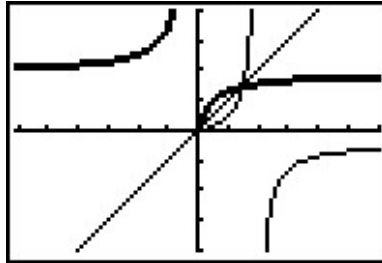
EXAMPLE 6.4.4. The function $f(x) = \frac{\log(x)}{1 - \log(x)}$ is one-to-one. Find a formula for $f^{-1}(x)$ and check your answer graphically using your calculator.

SOLUTION. We first write $y = f(x)$ then interchange the x and y and solve for y .

$$\begin{aligned} y &= f(x) \\ y &= \frac{\log(x)}{1 - \log(x)} \\ x &= \frac{\log(y)}{1 - \log(y)} && \text{Interchange } x \text{ and } y. \\ x(1 - \log(y)) &= \log(y) \\ x - x \log(y) &= \log(y) \\ x &= x \log(y) + \log(y) \\ x &= (x + 1) \log(y) \\ \frac{x}{x + 1} &= \log(y) \\ y &= 10^{\frac{x}{x+1}} && \text{Rewrite as an exponential equation.} \end{aligned}$$

³Refer to page 158 for a discussion of what this means.

We have $f^{-1}(x) = 10^{\frac{x}{x+1}}$. Graphing f and f^{-1} on the same viewing window yields



$$y = f(x) = \frac{\log(x)}{1 - \log(x)} \text{ and } y = g(x) = 10^{\frac{x}{x+1}}$$

□

6.4.1 EXERCISES

1. Solve the following equations analytically.

(a) $\log_{\frac{1}{2}} x = -3$

(b) $\ln(x^2) = (\ln(x))^2$

(c) $\log_3(x-4) + \log_3(x+4) = 2$

(d) $\log_5(2x+1) + \log_5(x+2) = 1$

(e) $\log_2(x^3) = \log_2(x)$

(f) $\log_{169}(3x+7) - \log_{169}(5x-9) = \frac{1}{2}$

(g) $\log\left(\frac{x}{10^{-3}}\right) = 4.7$

(h) $-\log(x) = 5.4$

(i) $10 \log\left(\frac{x}{10^{-12}}\right) = 150$

(j) $\log_3(x) = \log_{\frac{1}{3}}(x) + 8$

(k) $\log_{125}\left(\frac{3x-2}{2x+3}\right) = \frac{1}{3}$

(l) $\ln(x+1) - \ln(x) = 3$

(m) $\ln(\ln(x)) = 3$

(n) $2 \log_7(x) = \log_7(2) + \log_7(x+12)$

(o) $\log(x) - \log(2) = \log(x+8) - \log(x+2)$

2. Solve the following inequalities analytically.

(a) $x \ln(x) - x > 0$

(b) $5.6 \leq \log\left(\frac{x}{10^{-3}}\right) \leq 7.1$

(c) $10 \log\left(\frac{x}{10^{-12}}\right) \geq 90$

(d) $2.3 < -\log(x) < 5.4$

(e) $\frac{1 - \ln(x)}{x^2} < 0$

(f) $\ln(x^2) \leq (\ln(x))^2$

3. Use your calculator to help you solve the following equations and inequalities.

(a) $\ln(x) = e^{-x}$

(b) $\ln(x^2 + 1) \geq 5$

(c) $\ln(x) = \sqrt[4]{x}$

(d) $\ln(-2x^3 - x^2 + 13x - 6) < 0$

4. Since $f(x) = e^x$ is a strictly increasing function, if $a < b$ then $e^a < e^b$. Use this fact to solve the inequality $\ln(2x+1) < 3$ without a sign diagram. Also, compare this exercise to question 4 in Section 6.3.

5. Solve $\ln(3-y) - \ln(y) = 2x + \ln(5)$ for y .

6. In Example 6.4.4 we found the inverse of $f(x) = \frac{\log(x)}{1 - \log(x)}$ to be $f^{-1}(x) = 10^{\frac{x}{x+1}}$.

(a) Show that $(f^{-1} \circ f)(x) = x$ for all x in the domain of f and that $(f \circ f^{-1})(x) = x$ for all x in the domain of f^{-1} .

(b) Find the range of f by finding the domain of f^{-1} .

(c) Let $g(x) = \frac{x}{1-x}$ and $h(x) = \log(x)$. Show that $f = g \circ h$ and $(g \circ h)^{-1} = h^{-1} \circ g^{-1}$.

(We know this is true in general by Exercise 8 in Section 5.2, but it's nice to see a specific example of the property.)

7. Let $f(x) = \frac{1}{2} \ln \left(\frac{1+x}{1-x} \right)$. Compute $f^{-1}(x)$ and find its domain and range.
8. Explain the equation in Exercise 1g and the inequality in Exercise 2b above in terms of the Richter scale for earthquake magnitude. (See Exercise 6a in Section 6.1.)
9. Explain the equation in Exercise 1i and the inequality in Exercise 2c above in terms of sound intensity level as measured in decibels. (See Exercise 6b in Section 6.1.)
10. Explain the equation in Exercise 1h and the inequality in Exercise 2d above in terms of the pH of a solution. (See Exercise 6c in Section 6.1.)
11. With the help of your classmates, solve the inequality $\sqrt[n]{x} > \ln(x)$ for a variety of natural numbers n . What might you conjecture about the “speed” at which $f(x) = \ln(x)$ grows versus any principal n^{th} root function?

6.4.2 ANSWERS

1. (a) $x = 8$ (i) $x = 10^3$
 (b) $x = 1, x = e^2$ (j) $x = 81$
 (c) $x = 5$ (k) $x = -\frac{17}{7}$
 (d) $x = \frac{1}{2}$ (l) $x = \frac{1}{e^3 - 1}$
 (e) $x = 1$ (m) $x = e^{e^3}$
 (f) $x = 2$ (n) $x = 6$
 (g) $x = 10^{1.7}$ (o) $x = 4$
 (h) $x = 10^{-5.4}$

2. (a) (e, ∞) (d) $(10^{-5.4}, 10^{-2.3})$
 (b) $[10^{2.6}, 10^{4.1}]$ (e) (e, ∞)
 (c) $[10^{-3}, \infty)$ (f) $(0, 1] \cup [e^2, \infty)$

3. (a) $x \approx 1.3098$ (c) $x \approx 4.177, x \approx 5503.665$
 (b) $(-\infty, -12.1414) \cup (12.1414, \infty)$ (d) $(-3.0281, -3) \cup (0.5, 0.5991) \cup (1.9299, 2)$

4. $-\frac{1}{2} < x < \frac{e^3 - 1}{2}$

5. $y = \frac{3}{5e^{2x} + 1}$

7. $f^{-1}(x) = \frac{e^{2x} - 1}{e^{2x} + 1} = \frac{e^x - e^{-x}}{e^x + e^{-x}}$. (To see why we rewrite this in this form, see Exercise 7e in Section 11.10.) The domain of f^{-1} is $(-\infty, \infty)$ and its range is the same as the domain of f , namely $(-1, 1)$.

6.5 APPLICATIONS OF EXPONENTIAL AND LOGARITHMIC FUNCTIONS

As we mentioned in Section 6.1, exponential and logarithmic functions are used to model a wide variety of behaviors in the real world. In the examples that follow, note that while the applications are drawn from many different disciplines, the mathematics remains essentially the same. Due to the applied nature of the problems we will examine in this section, the calculator is often used to express our answers as decimal approximations.

6.5.1 APPLICATIONS OF EXPONENTIAL FUNCTIONS

Perhaps the most well-known application of exponential functions comes from the financial world. Suppose you have \$100 to invest at your local bank and they are offering a whopping 5% annual percentage interest rate. This means that after one year, the bank will pay **you** 5% of that \$100, or $\$100(0.05) = \5 in interest, so you now have \$105.¹ This is in accordance with the formula for **simple interest** which you have undoubtedly run across at some point in your mathematical upbringing.

EQUATION 6.1. **Simple Interest** The amount of interest I accrued at an annual rate r on an investment^a P after t years is

$$I = Prt$$

The amount A in the account after t years is given by

$$A = P + I = P + Prt = P(1 + rt)$$

^aCalled the **principal**

Suppose, however, that six months into the year, you hear of a better deal at a rival bank.² Naturally, you withdraw your money and try to invest it at the higher rate there. Since six months is one half of a year, that initial \$100 yields $\$100(0.05) \left(\frac{1}{2}\right) = \2.50 in interest. You take your \$102.50 off to the competitor and find out that those restrictions which *may* apply actually do apply to you, and you return to your bank which happily accepts your \$102.50 for the remaining six months of the year. To your surprise and delight, at the end of the year your statement reads \$105.06, not \$105 as you had expected.³ Where did those extra six cents come from? For the first six months of the year, interest was earned on the original principal of \$100, but for the second six months, interest was earned on \$102.50, that is, you earned interest on your interest. This is the basic concept behind **compound interest**. In the previous discussion, we would say that the interest was compounded twice, or semiannually.⁴ If more money can be earned by earning interest on interest already earned, a natural question to ask is what happens if the interest is compounded more often, say 4 times a year, which is every three months, or ‘quarterly.’ In this case, the money is in the account for three months, or $\frac{1}{4}$ of a year, at a time. After the first quarter, we

¹How generous of them!

²Some restrictions may apply.

³Actually, the final balance should be \$105.0625.

⁴Using this convention, simple interest after one year is the same as compounding the interest only once.

have $A = P(1 + rt) = \$100(1 + 0.05 \cdot \frac{1}{4}) = \101.25 . We now invest the \$101.25 for the next three months and find that at the end of the second quarter, we have $A = \$101.25(1 + 0.05 \cdot \frac{1}{4}) \approx \102.51 . Continuing in this manner, the balance at the end of the third quarter is \$103.79, and, at last, we obtain \$105.08. The extra two cents hardly seems worth it, but we see that we do in fact get more money the more often we compound. In order to develop a formula for this phenomenon, we need to do some abstract calculations. Suppose we wish to invest our principal P at an annual rate r and compound the interest n times per year. This means the money sits in the account $\frac{1}{n}$ of a year between compoundings. Let A_k denote the amount in the account after the k^{th} compounding. Then $A_1 = P(1 + r(\frac{1}{n}))$ which simplifies to $A_1 = P(1 + \frac{r}{n})$. After the second compounding, we use A_1 as our new principal and get $A_2 = A_1(1 + \frac{r}{n}) = [P(1 + \frac{r}{n})](1 + \frac{r}{n}) = P(1 + \frac{r}{n})^2$. Continuing in this fashion, we get $A_3 = P(1 + \frac{r}{n})^3$, $A_4 = P(1 + \frac{r}{n})^4$, and so on, so that $A_k = P(1 + \frac{r}{n})^k$. Since we compound the interest n times per year, after t years, we have nt compoundings. We have just derived the general formula for compound interest below.

EQUATION 6.2. Compounded Interest: If an initial principal P is invested at an annual rate r and the interest is compounded n times per year, the amount A in the account after t years is

$$A(t) = P \left(1 + \frac{r}{n}\right)^{nt}$$

If we take $P = 100$, $r = 0.05$, and $n = 4$, Equation 6.2 becomes $A = 100(1 + \frac{0.05}{4})^{4t}$ which reduces to $A = 100(1.0125)^{4t}$. This equation defines the amount A as an exponential function of time t , $A(t)$. To check this against our previous calculations, we find $A(\frac{1}{4}) = 100(1.0125)^4(\frac{1}{4}) = 101.25$, $A(\frac{1}{2}) \approx \$102.51$, $A(\frac{3}{4}) \approx \$103.79$, and $A(1) \approx \$105.08$.

EXAMPLE 6.5.1. Suppose \$2000 is invested in an account which offers 7.125% compounded monthly.

1. Express the amount A in the account as a function of the term of the investment t in years.
2. How much is in the account after 5 years?
3. How long will it take for the initial investment to double?
4. Find and interpret the average rate of change⁵ of the amount in the account from the end of the fourth year to the end of the fifth year, and from the end of the thirty-fourth year to the end of the thirty-fifth year.

SOLUTION.

1. Substituting $P = 2000$, $r = 0.07125$, and $n = 12$ (monthly) into Equation 6.2 yields $A = 2000(1 + \frac{0.07125}{12})^{12t}$. Using function notation, we get $A(t) = 2000(1.0059375)^{12t}$.
2. Since t represents the length of the investment, we substitute $t = 5$ into $A(t)$ to find $A(5) = 2000(1.0059375)^{12(5)} \approx 2852.92$. After 5 years, we have approximately \$2852.92.

⁵See Definition 2.3 in Section 2.1.

3. Our initial investment is \$2000, so to find the time it takes this to double, we need to find t when $A(t) = 4000$. We get $2000(1.0059375)^{12t} = 4000$, or $(1.0059375)^{12t} = 2$. Taking natural logs as in Section 6.3, we get $t = \frac{\ln(2)}{12 \ln(1.0059375)} \approx 9.75$. Hence, it takes approximately 9 years 9 months for the investment to double.
4. To find the average rate of change of A from the end of the fourth year to the end of the fifth year, we compute $\frac{A(5)-A(4)}{5-4} \approx 195.63$. Similarly, the average rate of change of A from the end of the thirty-fourth year to the end of the thirty-fifth year is $\frac{A(35)-A(34)}{35-34} \approx 1648.21$. This means that the value of the investment is increasing at a rate of approximately \$195.63 per year between the end of the fourth and fifth years, while that rate jumps to \$1648.21 per year between the end of the thirty-fourth and thirty-fifth years. So, not only is it true that the longer you wait, the more money you have, but also the longer you wait, the faster the money increases.⁶ \square

We have observed that the more times you compound the interest per year, the more money you will earn in a year. Let's push this notion to the limit.⁷ Consider an investment of \$1 invested at 100% interest for 1 year compounded n times a year. Equation 6.2 tells us that the amount of money in the account after 1 year is $A = \left(1 + \frac{1}{n}\right)^n$. Below is a table of values relating n and A .

n	A
1	2
2	2.25
4	≈ 2.4414
12	≈ 2.6130
360	≈ 2.7145
1000	≈ 2.7169
10000	≈ 2.7181
100000	≈ 2.7182

As promised, the more compoundings per year, the more money there is in the account, but we also observe that the increase in money is greatly diminishing. We are witnessing a mathematical 'tug of war'. While we are compounding more times per year, and hence getting interest on our interest more often, the amount of time between compoundings is getting smaller and smaller, so there is less time to build up additional interest. With Calculus, we can show⁸ that as $n \rightarrow \infty$, $A = \left(1 + \frac{1}{n}\right)^n \rightarrow e$, where e is the natural base first presented in Section 6.1. Taking the number of compoundings per year to infinity results in what is called **continuously** compounded interest.

THEOREM 6.8. If you invest \$1 at 100% interest compounded continuously, then you will have \$ e at the end of one year.

⁶In fact, the rate of increase of the amount in the account is exponential as well. This is the quality that really defines exponential functions and we refer the reader to a course in Calculus.

⁷Once you've had a semester of Calculus, you'll be able to fully appreciate this very lame pun.

⁸Or define, depending on your point of view.

Using this definition of e and a little Calculus, we can take Equation 6.2 and produce a formula for continuously compounded interest.

EQUATION 6.3. Continuously Compounded Interest: If an initial principal P is invested at an annual rate r and the interest is compounded continuously, the amount A in the account after t years is

$$A(t) = Pe^{rt}$$

If we take the scenario of Example 6.5.1 and compare monthly compounding to continuous compounding over 35 years, we find that monthly compounding yields $A(35) = 2000(1.0059375)^{12(35)}$ which is about \$24,035.28, whereas continuously compounding gives $A(35) = 2000e^{0.07125(35)}$ which is about \$24,213.18 - a difference of less than 1%.

Equations 6.2 and 6.3 both use exponential functions to describe the growth of an investment. Curiously enough, the same principles which govern compound interest are also used to model short term growth of populations. In Biology, **The Law of Uninhibited Growth** states as its premise that the *instantaneous* rate at which a population increases at any time is directly proportional to the population at that time.⁹ In other words, the more organisms there are at a given moment, the faster they reproduce. Formulating the law as stated results in a differential equation, which requires Calculus to solve. Its solution is stated below.

EQUATION 6.4. Uninhibited Growth: If a population increases according to The Law of Uninhibited Growth, the number of organisms N at time t is given by the formula

$$N(t) = N_0e^{kt},$$

where $N(0) = N_0$ (read ‘ N nought’) is the initial number of organisms and $k > 0$ is the constant of proportionality which satisfies the equation

$$(\text{instantaneous rate of change of } N(t) \text{ at time } t) = kN(t)$$

It is worth taking some time to compare Equations 6.3 and 6.4. In Equation 6.3, we use P to denote the initial investment; in Equation 6.4, we use N_0 to denote the initial population. In Equation 6.3, r denotes the annual interest rate, and so it shouldn’t be too surprising that the k in Equation 6.4 corresponds to a growth rate as well. While Equations 6.3 and 6.4 look entirely different, they both represent the same mathematical concept.

EXAMPLE 6.5.2. In order to perform arthrosclerosis research, epithelial cells are harvested from discarded umbilical tissue and grown in the laboratory. A technician observes that a culture of twelve thousand cells grows to five million cells in one week. Assuming that the cells follow The Law of Uninhibited Growth, find a formula for the number of cells, N , in thousands, after t days.

SOLUTION. We begin with $N(t) = N_0e^{kt}$. Since N is to give the number of cells *in thousands*, we have $N_0 = 12$, so $N(t) = 12e^{kt}$. In order to complete the formula, we need to determine the growth rate k . We know that after one week, the number of cells has grown to five million. Since t

⁹The average rate of change of a function over an interval was first introduced in Section 2.1. *Instantaneous* rates of change are the business of Calculus, as is mentioned on Page 121.

measures days and the units of N are in thousands, this translates mathematically to $N(7) = 5000$. We get the equation $12e^{7k} = 5000$ which gives $k = \frac{1}{7} \ln\left(\frac{1250}{3}\right)$. Hence, $N(t) = 12e^{\frac{t}{7} \ln\left(\frac{1250}{3}\right)}$. Of course, in practice, we would approximate k to some desired accuracy, say $k \approx 0.8618$, which we can interpret as an 86.18% daily growth rate for the cells. \square

Whereas Equations 6.3 and 6.4 model the growth of quantities, we can use equations like them to describe the decline of quantities. One example we've seen already is Example 6.1.1 in Section 6.1. There, the value of a car declined from its purchase price of \$25,000 to nothing at all. Another real world phenomenon which follows suit is radioactive decay. There are elements which are unstable and emit energy spontaneously. In doing so, the amount of the element itself diminishes. The assumption behind this model is that the rate of decay of an element at a particular time is directly proportional to the amount of the element present at that time. In other words, the more of the element there is, the faster the element decays. This is precisely the same kind of hypothesis which drives The Law of Uninhibited Growth, and as such, the equation governing radioactive decay is hauntingly similar to Equation 6.4 with the exception that the rate constant k is negative.

EQUATION 6.5. Radioactive Decay The amount of a radioactive element A at time t is given by the formula

$$A(t) = A_0 e^{kt},$$

where $A(0) = A_0$ is the initial amount of the element and $k < 0$ is the constant of proportionality which satisfies the equation

$$(\text{instantaneous rate of change of } A(t) \text{ at time } t) = k A(t)$$

EXAMPLE 6.5.3. Iodine-131 is a commonly used radioactive isotope used to help detect how well the thyroid is functioning. Suppose the decay of Iodine-131 follows the model given in Equation 6.5, and that the half-life¹⁰ of Iodine-131 is approximately 8 days. If 5 grams of Iodine-131 is present initially, find a function which gives the amount of Iodine-131, A , in grams, t days later.

SOLUTION. Since we start with 5 grams initially, Equation 6.5 gives $A(t) = 5e^{kt}$. Since the half-life is 8 days, it takes 8 days for half of the Iodine-131 to decay, leaving half of it behind. Hence, $A(8) = 2.5$ which means $5e^{8k} = 2.5$. Solving, we get $k = \frac{1}{8} \ln\left(\frac{1}{2}\right) = -\frac{\ln(2)}{8} \approx -0.08664$, which we can interpret as a loss of material at a rate of 8.664% daily. Hence, $A(t) = 5e^{-\frac{t \ln(2)}{8}} \approx 5e^{-0.08664t}$. \square

We now turn our attention to some more mathematically sophisticated models. One such model is Newton's Law of Cooling, which we first encountered in Example 6.1.2 of Section 6.1. In that example we had a cup of coffee cooling from 160°F to room temperature 70°F according to the formula $T(t) = 70 + 90e^{-0.1t}$, where t was measured in minutes. In this situation, we know the physical limit of the temperature of the coffee is room temperature,¹¹ and the differential equation which gives rise to our formula for $T(t)$ takes this into account. Whereas the radioactive decay

¹⁰The time it takes for half of the substance to decay.

¹¹The Second Law of Thermodynamics states that heat can spontaneously flow from a hotter object to a colder one, but not the other way around. Thus, the coffee could not continue to release heat into the air so as to cool below room temperature.

model had a rate of decay at time t directly proportional to the amount of the element which remained at time t , Newton's Law of Cooling states that the rate of cooling of the coffee at a given time t is directly proportional to how much of a temperature gap exists between the coffee at time t and room temperature, not the temperature of the coffee itself. In other words, the coffee cools faster when it is first served, and as its temperature nears room temperature, the coffee cools ever more slowly. Of course, if we take an item from the refrigerator and let it sit out in the kitchen, the object's temperature will rise to room temperature, and since the physics behind warming and cooling is the same, we combine both cases in the equation below.

EQUATION 6.6. Newton's Law of Cooling (Warming): The temperature T of an object at time t is given by the formula

$$T(t) = T_a + (T_0 - T_a)e^{-kt},$$

where $T(0) = T_0$ is the initial temperature of the object, T_a is the ambient temperature^a and $k > 0$ is the constant of proportionality which satisfies the equation

$$(\text{instantaneous rate of change of } T(t) \text{ at time } t) = k(T(t) - T_a)$$

^aThat is, the temperature of the surroundings.

If we re-examine the situation in Example 6.1.2 with $T_0 = 160$, $T_a = 70$, and $k = 0.1$, we get, according to Equation 6.6, $T(t) = 70 + (160 - 70)e^{-0.1t}$ which reduces to the original formula given. The rate constant $k = 0.1$ indicates the coffee is cooling at a rate equal to 10% of the difference between the temperature of the coffee and its surroundings. Note in Equation 6.6 that the constant k is positive for both the cooling and warming scenarios. What determines if the function $T(t)$ is increasing or decreasing is if T_0 (the initial temperature of the object) is greater than T_a (the ambient temperature) or vice-versa, as we see in our next example.

EXAMPLE 6.5.4. A 40°F roast is cooked in a 350°F oven. After 2 hours, the temperature of the roast is 125°F.

1. Assuming the temperature of the roast follows Newton's Law of Warming, find a formula for the temperature of the roast T as a function of its time in the oven, t , in hours.
2. The roast is done when the internal temperature reaches 165°F. When will the roast be done?

SOLUTION.

1. The initial temperature of the roast is 40°F, so $T_0 = 40$. The environment in which we are placing the roast is the 350°F oven, so $T_a = 350$. Newton's Law of Warming tells us $T(t) = 350 + (40 - 350)e^{-kt}$, or $T(t) = 350 - 310e^{-kt}$. To determine k , we use the fact that after 2 hours, the roast is 125°F, which means $T(2) = 125$. This gives rise to the equation $350 - 310e^{-2k} = 125$ which yields $k = -\frac{1}{2} \ln\left(\frac{45}{62}\right) \approx 0.1602$. The temperature function is

$$T(t) = 350 - 310e^{\frac{t}{2} \ln\left(\frac{45}{62}\right)} \approx 350 - 310e^{-0.1602t}.$$

2. To determine when the roast is done, we set $T(t) = 165$. This gives $350 - 310e^{-0.1602t} = 165$ whose solution is $t = -\frac{1}{0.1602} \ln\left(\frac{37}{62}\right) \approx 3.22$. It takes roughly 3 hours and 15 minutes to cook the roast completely. \square

If we had taken the time to graph $y = T(t)$ in Example 6.5.4, we would have found the horizontal asymptote to be $y = 350$, which corresponds to the temperature of the oven. We can also arrive at this conclusion by applying a bit of ‘number sense’. As $t \rightarrow \infty$, $-0.1602t \approx$ very big ($-$) so that $e^{-0.1602t} \approx$ very small ($+$). The larger the value of t , the smaller $e^{-0.1602t}$ becomes so that $T(t) \approx 350 -$ very small ($+$), which indicates the graph of $y = T(t)$ is approaching its horizontal asymptote $y = 350$ from below. Physically, this means the roast will eventually warm up to 350°F .¹² The function T is sometimes called a **limited** growth model, since the function T remains bounded as $t \rightarrow \infty$. If we apply the principles behind Newton’s Law of Cooling to a biological example, it says the growth rate of a population is directly proportional to how much room the population has to grow. In other words, the more room for expansion, the faster the growth rate. The **logistic** growth model combines The Law of Uninhibited Growth with limited growth and states that the rate of growth of a population varies jointly with the population itself as well as the room the population has to grow.

EQUATION 6.7. Logistic Growth: If a population behaves according to the assumptions of logistic growth, the number of organisms N at time t is given by the equation

$$N(t) = \frac{L}{1 + Ce^{-kLt}},$$

where $N(0) = N_0$ is the initial population, L is the limiting population^a, C is a measure of how much room there is to grow given by

$$C = \frac{L}{N_0} - 1.$$

and $k > 0$ is the constant of proportionality which satisfies the equation

$$(\text{instantaneous rate of change of } N(t) \text{ at time } t) = kN(t)(L - N(t))$$

^aThat is, as $t \rightarrow \infty$, $N(t) \rightarrow L$

The logistic function is used not only to model the growth of organisms, but is also often used to model the spread of disease and rumors.¹³

EXAMPLE 6.5.5. The number of people N , in hundreds, at a local community college who have heard the rumor ‘Carl is afraid of Virginia Woolf’ can be modeled using the logistic equation

$$N(t) = \frac{84}{1 + 2799e^{-t}},$$

where $t \geq 0$ is the number of days after April 1, 2009.

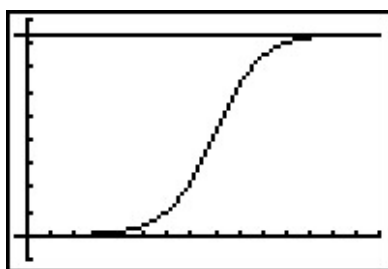
¹²at which point it would be more toast than roast.

¹³Which can be just as damaging as diseases.

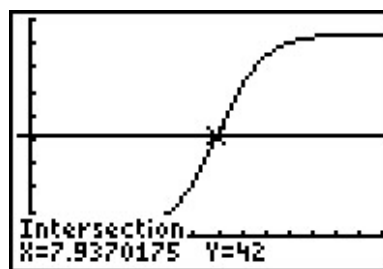
1. Find and interpret $N(0)$.
2. Find and interpret the end behavior of $N(t)$.
3. How long until 4200 people have heard the rumor?
4. Check your answers to 2 and 3 using your calculator.

SOLUTION.

1. We find $N(0) = \frac{84}{1+2799e^0} = \frac{84}{2800} = \frac{3}{100}$. Since $N(t)$ measures the number of people who have heard the rumor in hundreds, $N(0)$ corresponds to 3 people. Since $t = 0$ corresponds to April 1, 2009, we may conclude that on that day, 3 people have heard the rumor.¹⁴
2. We could simply note that $N(t)$ is written in the form of Equation 6.7, and identify $L = 84$. However, to see why the answer is 84, we proceed analytically. Since the domain of N is restricted to $t \geq 0$, the only end behavior of significance is $t \rightarrow \infty$. As we've seen before,¹⁵ as $t \rightarrow \infty$, have $1997e^{-t} \rightarrow 0^+$ and so $N(t) \approx \frac{84}{1+\text{very small } (+)} \approx 84$. Hence, as $t \rightarrow \infty$, $N(t) \rightarrow 84$. This means that as time goes by, the number of people who will have heard the rumor approaches 8400.
3. To find how long it takes until 4200 people have heard the rumor, we set $N(t) = 42$. Solving $\frac{84}{1+2799e^{-t}} = 42$ gives $t = \ln(2799) \approx 7.937$. It takes around 8 days until 4200 people have heard the rumor.
4. We graph $y = N(x)$ using the calculator and see that the line $y = 84$ is the horizontal asymptote of the graph, confirming our answer to part 2, and the graph intersects the line $y = 42$ at $x = \ln(2799) \approx 7.937$, which confirms our answer to part 3.



$$y = f(x) = \frac{84}{1+2799e^{-x}} \text{ and } y = 84$$



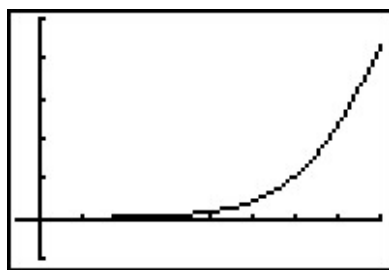
$$y = f(x) = \frac{84}{1+2799e^{-x}} \text{ and } y = 42$$

□

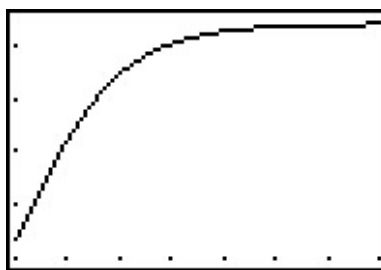
¹⁴Or, more likely, three people started the rumor. I'd wager Jeff, Jamie, and Jason started it. So much for telling your best friends something in confidence!

¹⁵See, for example, Example 6.1.2.

If we take the time to analyze the graph of $y = N(x)$ above, we can see graphically how logistic growth combines features of uninhibited and limited growth. The curve seems to rise steeply, then at some point, begins to level off. The point at which this happens is called an **inflection point** or is sometimes called the ‘point of diminishing returns’. At this point, even though the function is still increasing, the rate at which it does so begins to decline. It turns out the point of diminishing returns always occurs at half the limiting population. (In our case, when $y = 42$.) While these concepts are more precisely quantified using Calculus, below are two views of the graph of $y = N(x)$, one on the interval $[0, 8]$, the other on $[8, 15]$. The former looks strikingly like uninhibited growth; the latter like limited growth.



$$y = f(x) = \frac{84}{1+2799e^{-x}} \text{ for } 0 \leq x \leq 8$$



$$y = f(x) = \frac{84}{1+2799e^{-x}} \text{ for } 8 \leq x \leq 16$$

6.5.2 APPLICATIONS OF LOGARITHMS

Just as many physical phenomena can be modeled by exponential functions, the same is true of logarithmic functions. In Exercises 6a, 6b and 6c of Section 6.1, we showed that logarithms are useful in measuring the intensities of earthquakes (the Richter scale), sound (decibels) and acids and bases (pH). We now present yet a different use of the a basic logarithm function, [password strength](#).

EXAMPLE 6.5.6. The [information entropy](#) H , in bits, of a randomly generated password consisting of L characters is given by $H = L \log_2(N)$, where N is the number of possible symbols for each character in the password. In general, the higher the entropy, the stronger the password.

1. If a 7 character case-sensitive¹⁶ password is comprised of letters and numbers only, find the associated information entropy.
2. How many possible symbol options per character is required to produce a 7 character password with an information entropy of 50 bits?

SOLUTION.

1. There are 26 letters in the alphabet, 52 if upper and lower case letters are counted as different. There are 10 digits (0 through 9) for a total of $N = 62$ symbols. Since the password is to be 7 characters long, $L = 7$. Thus, $H = 7 \log_2(62) = \frac{7 \ln(62)}{\ln(2)} \approx 41.68$.

¹⁶That is, upper and lower case letters are treated as different characters.

2. We have $L = 7$ and $H = 50$ and we need to find N . Solving the equation $50 = 7 \log_2(N)$ gives $N = 2^{50/7} \approx 141.323$, so we would need 142 different symbols to choose from.¹⁷ \square

Chemical systems known as [buffer solutions](#) have the ability to adjust to small changes in acidity to maintain a range of pH values. Buffer solutions have a wide variety of applications from maintaining a healthy fish tank to regulating the pH levels in blood. Our next example shows how the pH in a buffer solution is a little more complicated than the pH we first encountered in Exercise 6c in Section 6.1.

EXAMPLE 6.5.7. Blood is a buffer solution. When carbon dioxide is absorbed into the bloodstream it produces carbonic acid and lowers the pH. The body compensates by producing bicarbonate, a weak base to partially neutralize the acid. The equation¹⁸ which models blood pH in this situation is $\text{pH} = 6.1 + \log\left(\frac{800}{x}\right)$, where x is the partial pressure of carbon dioxide in arterial blood, measured in torr. Find the partial pressure of carbon dioxide in arterial blood if the pH is 7.4.

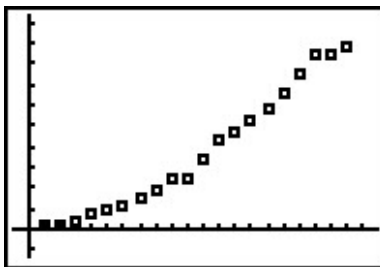
SOLUTION. We set $\text{pH} = 7.4$ and get $7.4 = 6.1 + \log\left(\frac{800}{x}\right)$, or $\log\left(\frac{800}{x}\right) = 1.3$. Solving, we find $x = \frac{800}{10^{1.3}} \approx 40.09$. Hence, the partial pressure of carbon dioxide in the blood is about 40 torr. \square

Another place logarithms are used is in data analysis. Suppose, for instance, we wish to model the spread of influenza A (H1N1), the so-called ‘Swine Flu’. Below is data taken from the World Health Organization ([WHO](#)) where t represents the number of days since April 28, 2009, and N represents the number of confirmed cases of H1N1 virus worldwide.

t	1	2	3	4	5	6	7	8	9	10	11	12	13
N	148	257	367	658	898	1085	1490	1893	2371	2500	3440	4379	4694

t	14	15	16	17	18	19	20
N	5251	5728	6497	7520	8451	8480	8829

Making a scatter plot of the data treating t as the independent variable and N as the dependent variable gives



Which models are suggested by the shape of the data? Thinking back Section 2.5, we try a Quadratic Regression, with pretty good results.

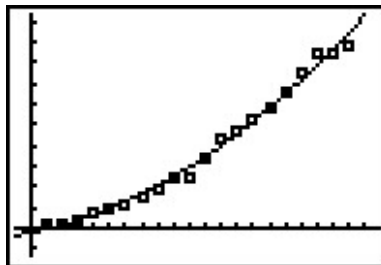
¹⁷Since there are only 94 distinct ASCII keyboard characters, to achieve this strength, the number of characters in the password should be increased.

¹⁸Derived from the [Henderson-Hasselbalch Equation](#). See Exercise 8 in Section 6.2. Hasselbalch himself was studying carbon dioxide dissolving in blood - a process called [metabolic acidosis](#).

```

QuadReg
y=ax2+bx+c
a=16.71303258
b=149.6789474
c=-223.1491228
R2=.9917669998

```



However, is there any scientific reason for the data to be quadratic? Are there other models which fit the data equally well, or better? Scientists often use logarithms in an attempt to ‘linearize’ data sets - in other words, transform the data sets to produce ones which result in straight lines. To see how this could work, suppose we guessed the relationship between N and t was some kind of power function, not necessarily quadratic, say $N = Bt^A$. To try to determine the A and B , we can take the natural log of both sides and get $\ln(N) = \ln(Bt^A)$. Using properties of logs to expand the right hand side of this equation, we get $\ln(N) = A \ln(t) + \ln(B)$. If we set $X = \ln(t)$ and $Y = \ln(N)$, this equation becomes $Y = AX + \ln(B)$. In other words, we have a line with slope A and Y -intercept $\ln(B)$. So, instead of plotting N versus t , we plot $\ln(N)$ versus $\ln(t)$.

$\ln(t)$	0	0.693	1.099	1.386	1.609	1.792	1.946	2.079	2.197	2.302	2.398	2.485	2.565
$\ln(N)$	4.997	5.549	5.905	6.489	6.800	6.989	7.306	7.546	7.771	7.824	8.143	8.385	8.454

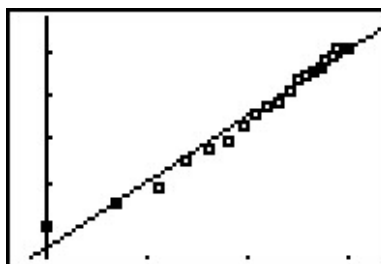
$\ln(t)$	2.639	2.708	2.773	2.833	2.890	2.944	2.996
$\ln(N)$	8.566	8.653	8.779	8.925	9.042	9.045	9.086

Running a linear regression on the data gives

```

LinReg
y=ax+b
a=1.511621138
b=4.513068438
r2=.9814139399
r=.9906633837

```



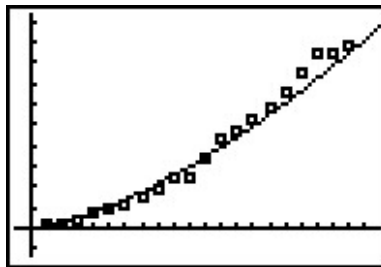
The slope of the regression line is $a \approx 1.512$ which corresponds to our exponent A . The y -intercept $b \approx 4.513$ corresponds to $\ln(B)$, so that $B \approx 91.201$. In other words, we get the model $N = 91.201t^{1.512}$, something from Section 5.3. Of course, the calculator has a built-in ‘Power Regression’ feature. If we apply this to our original data set, we get the same model we arrived at before.¹⁹

¹⁹Critics may question why the authors of the book have chosen to even discuss linearization of data when the calculator has a Power Regression built-in and ready to go. Our response: talk to your science faculty.


```

PwrReg
y=a*x^b
a=91.20123492
b=1.511621138
r^2=.9814139399
r=.9906633837

```

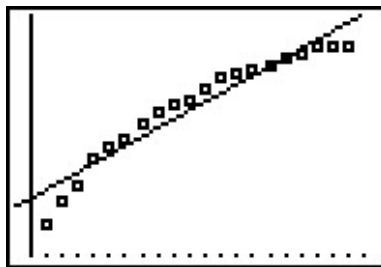


This is all well and good, but the quadratic model appears to fit the data better, and we've yet to mention any scientific principle which would lead us to believe the actual spread of the flu follows any kind of power function at all. If we are to attack this data from a scientific perspective, it does seem to make sense that, at least in the early stages of the outbreak, the more people who have the flu, the faster it will spread, which leads us to proposing an uninhibited growth model. If we assume $N = Be^{At}$ then, taking logs as before, we get $\ln(N) = At + \ln(B)$. If we set $X = t$ and $Y = \ln(N)$, then, once again, we get $Y = AX + \ln(B)$, a line with slope A and Y -intercept $\ln(B)$. Plotting $\ln(N)$ versus t and gives the following linear regression.

```

LinReg
y=ax+b
a=.2015800733
b=5.596248304
r^2=.9248161731
r=.9616736313

```

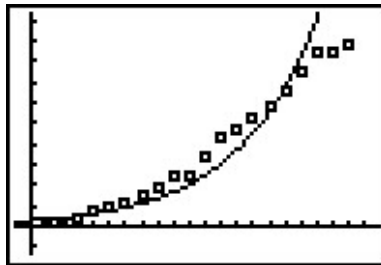


We see the slope is $a \approx 0.202$ and which corresponds to A in our model, and the y -intercept is $b \approx 5.596$ which corresponds to $\ln(B)$. We get $B \approx 269.414$, so that our model is $N = 269.414e^{0.202t}$. Of course, the calculator has a built-in 'Exponential Regression' feature which produces what appears to be a different model $N = 269.414(1.22333419)^t$. Using properties of exponents, we write $e^{0.202t} = (e^{0.202})^t \approx (1.223848)^t$, which, had we carried more decimal places, would have matched the base of the calculator model exactly.

```

ExpReg
y=a*b^x
a=269.4137506
b=1.22333419
r^2=.9248161731
r=.9616736313

```



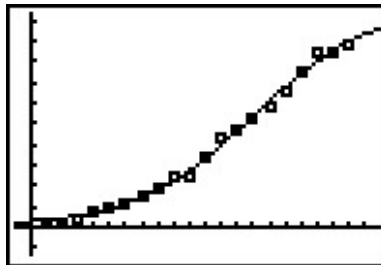
The exponential model didn't fit the data as well as the quadratic or power function model, but it stands to reason that, perhaps, the spread of the flu is not unlike that of the spread of a rumor

and that a logistic model can be used to model the data. The calculator does have a ‘Logistic Regression’ feature, and using it produces the model $N = \frac{10739.147}{1+42.416e^{0.268t}}$.

```

Logistic
y=c/(1+ae^(-bx))
a=42.41647582
b=.267807066
c=10739.14742

```



This appears to be an excellent fit, but there is no friendly coefficient of determination, R^2 , by which to judge this numerically. There are good reasons for this, but they are far beyond the scope of the text. Which of the models, quadratic, power, exponential, or logistic is the ‘best model’? If by ‘best’ we mean ‘fits closest to the data,’ then the quadratic and logistic models are arguably the winners with the power function model a close second. However, if we think about the science behind the spread of the flu, the logistic model gets an edge. For one thing, it takes into account that only a finite number of people will ever get the flu (according to our model, 10,739), whereas the quadratic model predicts no limit to the number of cases. As we have stated several times before in the text, mathematical models, regardless of their sophistication, are just that: models, and they all have their limitations.²⁰

²⁰Speaking of limitations, as of June 3, 2009, there were 19,273 confirmed cases of influenza A (H1N1). This is well above our prediction of 10,739. Each time a new report is issued, the data set increases and the model must be recalculated. We leave this recalculation to the reader.

6.5.3 EXERCISES

1. On May, 31, 2009, the Annual Percentage Rate listed at Jeff's bank for regular savings accounts was 0.25% compounded monthly. Use Equation 6.2 to answer the following.
 - (a) If $P = 2000$ what is $A(8)$?
 - (b) Solve the equation $A(t) = 4000$ for t .
 - (c) What principal P should be invested so that the account balance is \$2000 in three years?
2. Jeff's bank also offers a 36-month Certificate of Deposit (CD) with an APR of 2.25%.
 - (a) If $P = 2000$ what is $A(8)$?
 - (b) Solve the equation $A(t) = 4000$ for t .
 - (c) What principal P should be invested so that the account balance is \$2000 in three years?
 - (d) The Annual Percentage Yield is the simple interest rate that returns the same amount of interest after one year as the compound interest does. With the help of your classmates, compute the APY for this investment.
3. A finance company offers a promotion on \$5000 loans. The borrower does not have to make any payments for the first three years, however interest will continue to be charged to the loan at 29.9% compounded continuously. What amount will be due at the end of the three year period, assuming no payments are made? If the promotion is extended an additional six years, and no payments are made, what amount would be due?
4. Use Equation 6.2 to show that the time it takes for an investment to double in value does not depend on the principal P , but rather, depends only on the APR and the number of compoundings per year. Let $n = 12$ and with the help of your classmates compute the doubling time for a variety of rates r . Then look up the Rule of 72 and compare your answers to what that rule says. If you're really interested²¹ in financial mathematics, you could also compare and contrast the Rule of 72 with the Rule of 70 and the Rule of 69.
5. The half-life of the radioactive isotope Carbon-14 is about 5730 years.
 - (a) Use Equation 6.5 to express the amount of Carbon-14 left from an initial N milligrams as a function of time t in years.
 - (b) What percentage of the original amount of Carbon-14 is left after 20,000 years?
 - (c) If an old wooden tool is found in a cave and the amount of Carbon-14 present in it is estimated to be only 42% of the original amount, approximately how old is the tool?
 - (d) Radiocarbon dating is not as easy as these exercises might lead you to believe. With the help of your classmates, research radiocarbon dating and discuss why our model is somewhat over-simplified.

²¹Awesome pun!

6. Carbon-14 cannot be used to date inorganic material such as rocks, but there are many other methods of radiometric dating which estimate the age of rocks. One of them, Rubidium-Strontium dating, uses Rubidium-87 which decays to Strontium-87 with a half-life of 50 billion years. Use Equation 6.5 to express the amount of Rubidium-87 left from an initial 2.3 micrograms as a function of time t in *billions* of years. Research this and other radiometric techniques and discuss the margins of error for various methods with your classmates.
7. Use Equation 6.5 to show that $k = -\frac{\ln(2)}{h}$ where h is the half-life of the radioactive isotope.
8. In Example 6.1.1 in Section 6.1, the exponential function $V(x) = 25 \left(\frac{4}{5}\right)^x$ was used to model the value of a car over time. Use the properties of logs and/or exponents to rewrite the model in the form $V(t) = 25e^{kt}$.
9. A pork roast was taken out of a hardwood smoker when its internal temperature had reached 180°F and it was allowed to rest in a 75°F house for 20 minutes after which its internal temperature had dropped to 170°F.²² Assuming that the temperature of the roast follows Newton's Law of Cooling (Equation 6.6),
- Express the temperature T as a function of time t .
 - Find the time at which the roast would have dropped to 140°F had it not been carved and eaten.
10. In reference to Exercise 12 in Section 5.3, if Fritzzy the Fox's speed is the same as Chewbacca the Bunny's speed, Fritzzy's pursuit curve is given by

$$y(x) = \frac{1}{4}x^2 - \frac{1}{4}\ln(x) - \frac{1}{4}$$

Use your calculator to graph this path for $x > 0$. Describe the behavior of y as $x \rightarrow 0^+$ and interpret this physically.

11. The current i measured in amps in a certain electronic circuit with a constant impressed voltage of 120 volts is given by $i(t) = 2 - 2e^{-10t}$ where $t \geq 0$ is the number of seconds after the circuit is switched on. Determine the value of i as $t \rightarrow \infty$. (This is called the **steady state** current.)
12. If the voltage in the circuit in Exercise 11 above is switched off after 30 seconds, the current is given by the piecewise-defined function

$$i(t) = \begin{cases} 2 - 2e^{-10t} & \text{if } 0 \leq t < 30 \\ (2 - 2e^{-300})e^{-10t+300} & \text{if } t \geq 30 \end{cases}$$

²²This roast was enjoyed by Jeff and his family on June 10, 2009. This is real data, folks!

With the help of your calculator, graph $y = i(t)$ and discuss with your classmates the physical significance of the two parts of the graph $0 \leq t < 30$ and $t \geq 30$.

13. In Exercise 7 in Section 2.3, we stated that the cable of a suspension bridge formed a parabola but that a free hanging cable did not. A free hanging cable forms a catenary and its basic shape is given by $y = \frac{e^x + e^{-x}}{2}$. Use your calculator to graph this function. What are its domain and range? What is its end behavior? Is it invertible? How do you think it is related to the function given in Exercise 5 in Section 6.3 and the one given in the answer to Exercise 7 in Section 6.4? When flipped upside down, the catenary makes an arch. In fact, the Gateway Arch in St. Louis, Missouri has the shape $y = 757.7 - 127.7 \left(\frac{e^{\frac{x}{127.7}} + e^{-\frac{x}{127.7}}}{2} \right)$ where x and y are measured in feet and $-315 \leq x \leq 315$. What is the highest point on the arch?
14. In Exercise 4a in Section 2.5, we examined the data set given below which showed how two cats and their surviving offspring can produce over 80 million cats in just ten years. It is virtually impossible to see this data plotted on your calculator, so plot x versus $\ln(x)$ as was done on page 389. Find a linear model for this new data and comment on its goodness of fit. Find an exponential model for the original data and comment on its goodness of fit.

Year x	1	2	3	4	5	6	7	8	9	10
Number of Cats $N(x)$	12	66	382	2201	12680	73041	420715	2423316	13968290	80399780

15. According to this [website](#), the number of active users of Facebook has grown significantly since its initial launch from a Harvard dorm room in February 2004. The chart below has the approximate number $U(x)$ of active users, in millions, x months after February 2004. For example, the first entry (10, 1) means that there were 1 million active users in December 2004 and the last entry (62, 200) means that there were 200 million active users in April 2009.

Month x	10	22	34	38	44	54	59	60	62
Active Users in Millions $U(x)$	1	5.5	12	20	50	100	150	175	200

With the help of your classmates, find a model for this data.

16. Each Monday during the registration period before the Fall Semester at LCCC, the Enrollment Planning Council gets a report prepared by the data analysts in Institutional Effectiveness and Planning.²³ While the ongoing enrollment data is analyzed in many different ways, we shall focus only on the overall headcount. Below is a chart of the enrollment data for Fall Semester 2008. It starts 21 weeks before “Opening Day” and ends on “Day 15” of the semester, but we have relabeled the top row to be $x = 1$ through $x = 24$ so that the math is easier. (Thus, $x = 22$ is Opening Day.)

²³The authors thank Dr. Wendy Marley and her staff for this data and Dr. Marcia Ballinger for the permission to use it in this problem.

Week x	1	2	3	4	5	6	7	8
Total Headcount	1194	1564	2001	2475	2802	3141	3527	3790

Week x	9	10	11	12	13	14	15	16
Total Headcount	4065	4371	4611	4945	5300	5657	6056	6478

Week x	17	18	19	20	21	22	23	24
Total Headcount	7161	7772	8505	9256	10201	10743	11102	11181

With the help of your classmates, find a model for this data. Unlike most of the phenomena we have studied in this section, there is no single differential equation which governs the enrollment growth. Thus there is no scientific reason to rely on a logistic function even though the data plot may lead us to that model. What are some factors which influence enrollment at a community college and how can you take those into account mathematically?

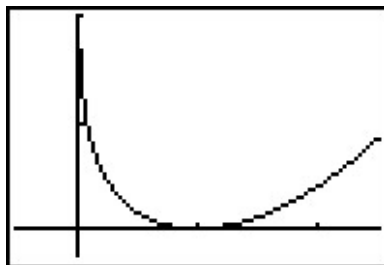
17. As of the writing of this set of exercises, the Enrollment Planning Report for Fall Semester 2009 has only 10 data points for the first 10 weeks of the registration period. Those numbers are given below.

Week x	1	2	3	4	5	6	7	8	9	10
Total Headcount	1380	2000	2639	3153	3499	3831	4283	4742	5123	5398

With the help of your classmates, find a model for this data and make a prediction for the Opening Day enrollment as well as the Day 15 enrollment. (WARNING: This year's registration period is one week shorter than it was in 2008 so Opening Day would be $x = 21$ and Day 15 is $x = 23$.)

6.5.4 ANSWERS

1. (a) $A(8) = 2000 \left(1 + \frac{0.0025}{12}\right)^{12 \cdot 8} \approx \2040.40
 (b) $t = \frac{\ln(2)}{12 \ln \left(1 + \frac{0.0025}{12}\right)} \approx 277.29$ years
 (c) $P = \frac{2000}{\left(1 + \frac{0.0025}{12}\right)^{36}} \approx \1985.06
2. (a) $A(8) = 2000 \left(1 + \frac{0.0225}{12}\right)^{12 \cdot 8} \approx \2394.03
 (b) $t = \frac{\ln(2)}{12 \ln \left(1 + \frac{0.0225}{12}\right)} \approx 30.83$ years
 (c) $P = \frac{2000}{\left(1 + \frac{0.0225}{12}\right)^{36}} \approx \1869.57
 (d) $\left(1 + \frac{0.0225}{12}\right)^{12} \approx 1.0227$ so the APY is 2.27%
3. $A(3) = 5000e^{0.299 \cdot 3} \approx \$12,226.18$, $A(6) = 5000e^{0.299 \cdot 6} \approx \$30,067.29$
5. (a) $A(t) = Ne^{-\left(\frac{\ln(2)}{5730}\right)t} \approx Ne^{-0.00012097t}$
 (b) $A(20000) \approx 0.088978 \cdot N$ so about 8.9% remains
 (c) $t \approx \frac{\ln(.42)}{-0.00012097} \approx 7171$ years old
6. $A(t) = 2.3e^{-0.0138629t}$
8. $V(t) = 25e^{\ln\left(\frac{4}{5}\right)t} \approx 25e^{-0.22314355t}$
9. (a) $T(t) = 75 + 105e^{-0.005005t}$
 (b) The roast would have cooled to 140°F in about 95 minutes.
10. From the graph, it appears that as $x \rightarrow 0^+$, $y \rightarrow \infty$. This is due to the presence of the $\ln(x)$ term in the function. This means Fritzy will never catch Chewbacca, which makes sense since Chewbacca has a head start and Fritzy only runs as fast as he does.



$$y(x) = \frac{1}{4}x^2 - \frac{1}{4}\ln(x) - \frac{1}{4}$$

11. The steady state current is 2 amps.
14. The linear regression on the data below is $y = 1.74899x + 0.70739$ with $r^2 \approx 0.999995$. This is an excellent fit.

x	1	2	3	4	5	6	7	8	9	10
$\ln(N(x))$	2.4849	4.1897	5.9454	7.6967	9.4478	11.1988	12.9497	14.7006	16.4523	18.2025


$N(x) = 2.02869(5.74879)^x = 2.02869e^{1.74899x}$ with $r^2 \approx 0.999995$. This is also an excellent fit and corresponds to our linearized model because $\ln(2.02869) \approx 0.70739$.

CHAPTER 7

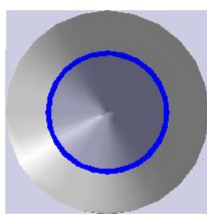
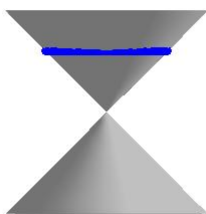
HOOKEED ON CONICS

7.1 INTRODUCTION TO CONICS

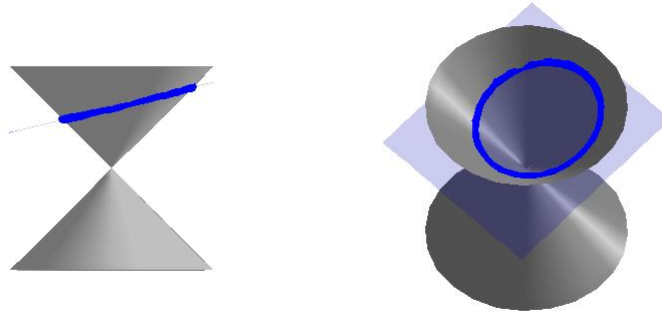
In this chapter, we study the **Conic Sections** - literally 'sections of a cone.' Imagine a double-napped cone as seen below being 'sliced' by a plane.



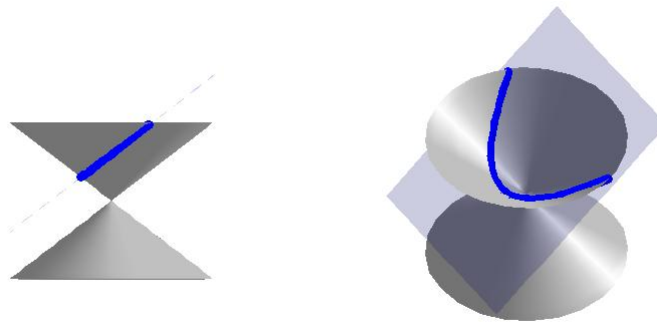
If we slice the cone with a horizontal plane the resulting curve is a **circle**.




Tilting the plane ever so slightly produces an **ellipse**.



If the plane cuts parallel to the cone, we get a **parabola**.

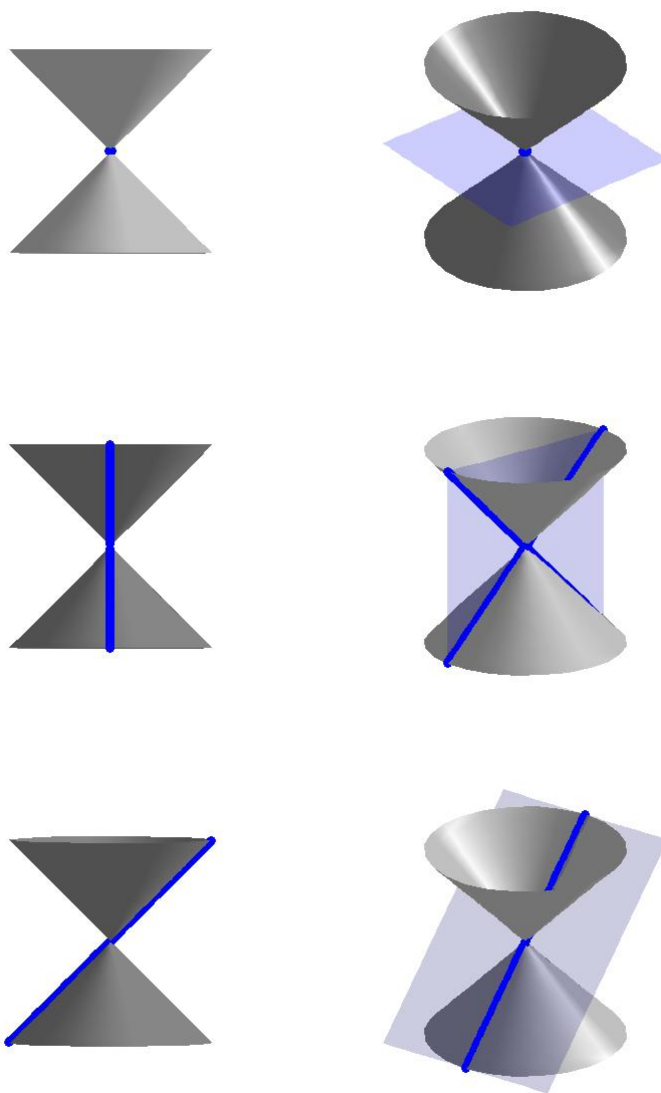


If we slice the cone with a vertical plane, we get a **hyperbola**.



For a wonderful animation describing the conics as intersections of planes and cones, see Dr. Louis Talman's [Mathematics Animated Website](#).

If the slicing plane contains the vertex of the cone, we get the so-called ‘degenerate’ conics: a point, a line, or two intersecting lines.

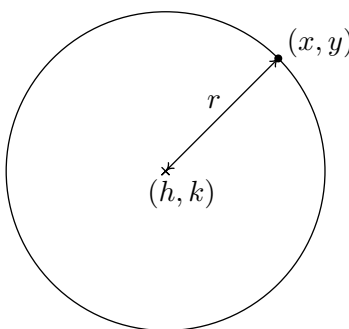


We will focus the discussion on the non-degenerate cases: circles, parabolas, ellipses, and hyperbolas, in that order. To determine equations which describe these curves, we will make use of their definitions in terms of distances.

7.2 CIRCLES

Recall from geometry that a circle can be determined by fixing a point (called the center) and a positive number (called the radius) as follows.

DEFINITION 7.1. A **circle** with center (h, k) and radius $r > 0$ is the set of all points (x, y) in the plane whose distance to (h, k) is r .



From the picture, we see that a point (x, y) is on the circle if and only if its distance to (h, k) is r . We express this relationship algebraically using the Distance Formula, Equation 1.1, as

$$r = \sqrt{(x - h)^2 + (y - k)^2}$$

By squaring both sides of this equation, we get an equivalent equation (since $r > 0$) which gives us the standard equation of a circle.

EQUATION 7.1. The Standard Equation of a Circle: The equation of a circle with center (h, k) and radius $r > 0$ is $(x - h)^2 + (y - k)^2 = r^2$.

EXAMPLE 7.2.1. Write the standard equation of the circle with center $(-2, 3)$ and radius 5.

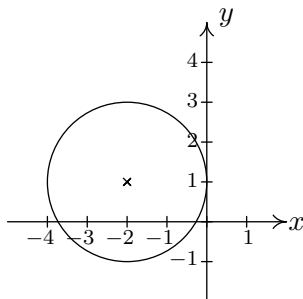
SOLUTION. Here, $(h, k) = (-2, 3)$ and $r = 5$, so we get

$$\begin{aligned} (x - (-2))^2 + (y - 3)^2 &= (5)^2 \\ (x + 2)^2 + (y - 3)^2 &= 25 \end{aligned}$$

□

EXAMPLE 7.2.2. Graph $(x + 2)^2 + (y - 1)^2 = 4$. Find the center and radius.

SOLUTION. From the standard form of a circle, Equation 7.1, we have that $x + 2$ is $x - h$, so $h = -2$ and $y - 1$ is $y - k$ so $k = 1$. This tells us that our center is $(-2, 1)$. Furthermore, $r^2 = 4$, so $r = 2$. Thus we have a circle centered at $(-2, 1)$ with a radius of 2. Graphing gives us



□

If we were to expand the equation in the previous example and gather up like terms, instead of the easily recognizable $(x + 2)^2 + (y - 1)^2 = 4$, we'd be contending with $x^2 + 4x + y^2 - 2y + 1 = 0$. If we're given such an equation, we can complete the square in each of the variables to see if it fits the form given in Equation 7.1 by following the steps given below.

To Write the Equation of a Circle in Standard Form

1. Group the same variables together on one side of the equation and position the constant on the other side.
2. Complete the square on both variables as needed.
3. Divide both sides by the coefficient of the squares. (For circles, they will be the same.)

EXAMPLE 7.2.3. Complete the square to find the center and radius of $3x^2 - 6x + 3y^2 + 4y - 4 = 0$.

SOLUTION.

$$\begin{aligned}
 3x^2 - 6x + 3y^2 + 4y - 4 &= 0 \\
 3x^2 - 6x + 3y^2 + 4y &= 4 && \text{add 4 to both sides} \\
 3(x^2 - 2x) + 3\left(y^2 + \frac{4}{3}y\right) &= 4 && \text{factor out leading coefficients} \\
 3(x^2 - 2x + 1) + 3\left(y^2 + \frac{4}{3}y + \frac{4}{9}\right) &= 4 + 3(1) + 3\left(\frac{4}{9}\right) && \text{complete the square in } x, y \\
 3(x - 1)^2 + 3\left(y + \frac{2}{3}\right)^2 &= \frac{25}{3} && \text{factor} \\
 (x - 1)^2 + \left(y + \frac{2}{3}\right)^2 &= \frac{25}{9} && \text{divide both sides by 3}
 \end{aligned}$$

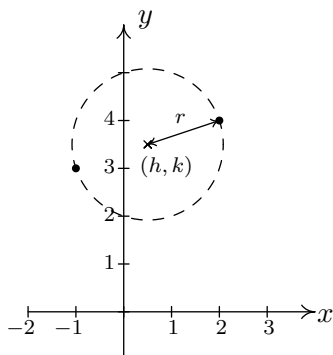
From Equation 7.1, we identify $x - 1$ as $x - h$, so $h = 1$, and $y + \frac{2}{3}$ as $y - k$, so $k = -\frac{2}{3}$. Hence, the center is $(h, k) = (1, -\frac{2}{3})$. Furthermore, we see that $r^2 = \frac{25}{9}$ so the radius is $r = \frac{5}{3}$. □

It is possible to obtain equations like $(x - 3)^2 + (y + 1)^2 = 0$ or $(x - 3)^2 + (y + 1)^2 = -1$, neither of which describes a circle. (Do you see why not?) The reader is encouraged to think about what, if

any, points lie on the graphs of these two equations. The next example uses the Midpoint Formula, Equation 1.2, in conjunction with the ideas presented so far in this section.

EXAMPLE 7.2.4. Write the standard equation of the circle which has $(-1, 3)$ and $(2, 4)$ as the endpoints of a diameter.

SOLUTION. We recall that a diameter of a circle is a line segment containing the center and two points on the circle. Plotting the given data yields



Since the given points are endpoints of a diameter, we know their midpoint (h, k) is the center of the circle. Equation 1.2 gives us

$$\begin{aligned} (h, k) &= \left(\frac{x_1 + x_2}{2}, \frac{y_1 + y_2}{2} \right) \\ &= \left(\frac{-1 + 2}{2}, \frac{3 + 4}{2} \right) \\ &= \left(\frac{1}{2}, \frac{7}{2} \right) \end{aligned}$$

The diameter of the circle is the distance between the given points, so we know that half of the distance is the radius. Thus,

$$\begin{aligned} r &= \frac{1}{2} \sqrt{(x_2 - x_1)^2 + (y_2 - y_1)^2} \\ &= \frac{1}{2} \sqrt{(2 - (-1))^2 + (4 - 3)^2} \\ &= \frac{1}{2} \sqrt{3^2 + 1^2} \\ &= \frac{\sqrt{10}}{2} \end{aligned}$$

Finally, since $\left(\frac{\sqrt{10}}{2}\right)^2 = \frac{10}{4}$, our answer becomes $\left(x - \frac{1}{2}\right)^2 + \left(y - \frac{7}{2}\right)^2 = \frac{10}{4}$ □

We close this section with the most important¹ circle in all of mathematics: the **Unit Circle**.

DEFINITION 7.2. The **Unit Circle** is the circle centered at $(0, 0)$ with a radius of 1. The standard equation of the Unit Circle is $x^2 + y^2 = 1$.

EXAMPLE 7.2.5. Find the points on the unit circle with y -coordinate $\frac{\sqrt{3}}{2}$.

SOLUTION. We replace y with $\frac{\sqrt{3}}{2}$ in the equation $x^2 + y^2 = 1$ to get

$$\begin{aligned}x^2 + y^2 &= 1 \\x^2 + \left(\frac{\sqrt{3}}{2}\right)^2 &= 1 \\ \frac{3}{4} + x^2 &= 1 \\x^2 &= \frac{1}{4} \\x &= \pm\sqrt{\frac{1}{4}} \\x &= \pm\frac{1}{2}\end{aligned}$$

Our final answers are $\left(\frac{1}{2}, \frac{\sqrt{3}}{2}\right)$ and $\left(-\frac{1}{2}, \frac{\sqrt{3}}{2}\right)$. □

¹While this may seem like an opinion, it is indeed a fact.

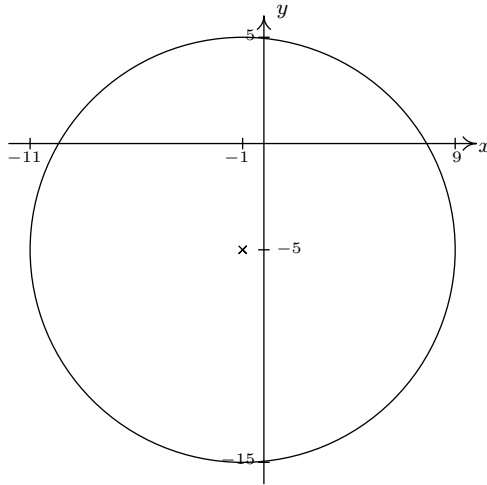
7.2.1 EXERCISES

- Find the standard equation of the circle given the center and radius and sketch its graph.
 - Center $(-1, -5)$, radius 10
 - Center $(4, -2)$, radius 3
 - Center $(-3, \frac{7}{13})$, radius $\frac{1}{2}$
 - Center (π, e^2) , radius $\sqrt[3]{91}$
 - Center $(5, -9)$, radius $\ln(8)$
 - Center $(-e, \sqrt{2})$, radius π
- Complete the square in order to put the equation into standard form. Identify the center and the radius or explain why the equation does not represent a circle.
 - $x^2 - 4x + y^2 + 10y = -25$
 - $-2x^2 - 36x - 2y^2 - 112 = 0$
 - $x^2 + y^2 + 8x - 10y - 1 = 0$
 - $x^2 + y^2 + 5x - y - 1 = 0$
 - $4x^2 + 4y^2 - 24y + 36 = 0$
 - $x^2 + x + y^2 - \frac{6}{5}y = 1$
- Find the standard equation of the circle which satisfies the following criteria:
 - center $(3, 5)$, passes through $(-1, -2)$
 - center $(3, 6)$, passes through $(-1, 4)$
 - endpoints of a diameter: $(3, 6)$ and $(-1, 4)$
 - endpoints of a diameter: $(\frac{1}{2}, 4)$, $(\frac{3}{2}, -1)$
- Verify the following points lie on the Unit Circle: $(\pm 1, 0)$, $(0, \pm 1)$, $(\pm \frac{\sqrt{2}}{2}, \pm \frac{\sqrt{2}}{2})$, $(\pm \frac{1}{2}, \pm \frac{\sqrt{3}}{2})$ and $(\pm \frac{\sqrt{3}}{2}, \pm \frac{1}{2})$
- The Giant Wheel at Cedar Point is a circle with diameter 128 feet which sits on an 8 foot tall platform making its overall height is 136 feet.² Find an equation for the wheel assuming that its center lies on the y -axis.
- Find an equation for the function represented graphically by the top half of the Unit Circle. Explain how the transformations in Section 1.8 can be used to produce a function whose graph is either the top or bottom of an arbitrary circle.
- Circles and semi-circles have been used many times throughout the book to illustrate specific concepts. With the help of your classmates, find the Examples or Exercises in which a circle or semi-circle was used to discuss the following.
 - Symmetry (or lack thereof)
 - The Vertical Line Test
 - Local and absolute extrema
 - Transformations
 - Unusual steepness
- Find a one-to-one function whose graph is half of a circle. (Hint: Think piecewise.)

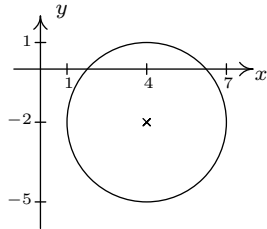
²Source: [Cedar Point's webpage](#).

7.2.2 ANSWERS

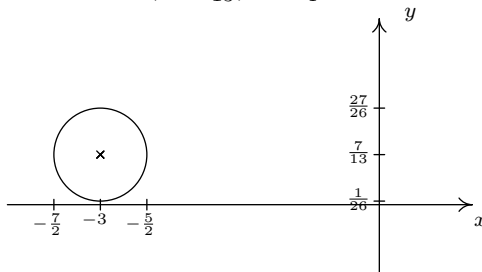
1. (a) $(x + 1)^2 + (y + 5)^2 = 100$



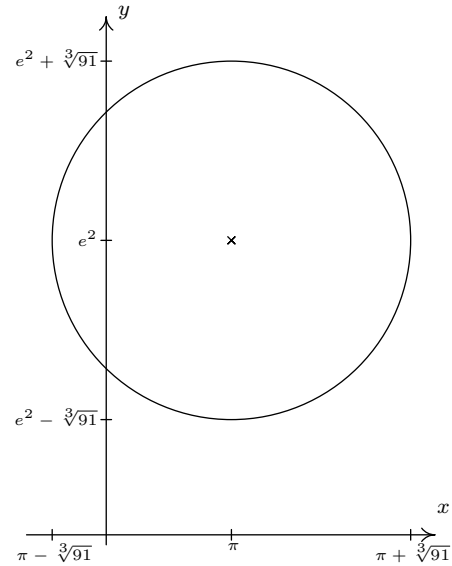
(b) $(x - 4)^2 + (y + 2)^2 = 9$



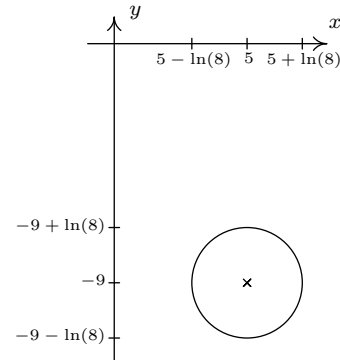
(c) $(x + 3)^2 + (y - \frac{7}{13})^2 = \frac{1}{4}$



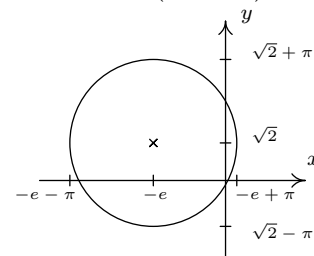
(d) $(x - \pi)^2 + (y - e^2)^2 = 91^{\frac{2}{3}}$



(e) $(x - 5)^2 + (y + 9)^2 = (\ln(8))^2$



(f) $(x + e)^2 + (y - \sqrt{2})^2 = \pi^2$



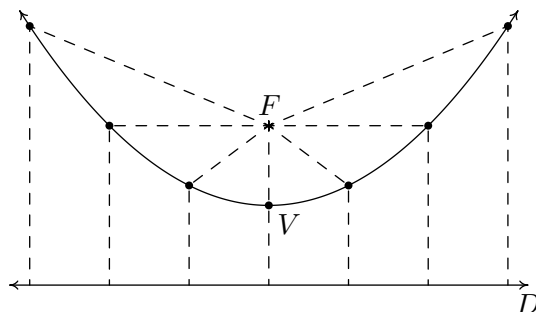
2. (a) $(x - 2)^2 + (y + 5)^2 = 4$
Center $(2, -5)$, radius $r = 2$
- (b) $(x + 9)^2 + y^2 = 25$
Center $(-9, 0)$, radius $r = 5$
- (c) $(x + 4)^2 + (y - 5)^2 = 42$
Center $(-4, 5)$, radius $r = \sqrt{42}$
- (d) $(x + \frac{5}{2})^2 + (y - \frac{1}{2})^2 = \frac{30}{4}$
Center $(-\frac{5}{2}, \frac{1}{2})$, radius $r = \frac{\sqrt{30}}{2}$
- (e) $x^2 + (y - 3)^2 = 0$
This is not a circle.
- (f) $(x + \frac{1}{2})^2 + (y - \frac{3}{5})^2 = \frac{161}{100}$
Center $(-\frac{1}{2}, \frac{3}{5})$, radius $r = \frac{\sqrt{161}}{10}$
3. (a) $(x - 3)^2 + (y - 5)^2 = 65$
- (b) $(x - 3)^2 + (y - 6)^2 = 20$
- (c) $(x - 1)^2 + (y - 5)^2 = 5$
- (d) $(x - 1)^2 + (y - \frac{3}{2})^2 = \frac{13}{2}$
5. $x^2 + (y - 72)^2 = 4096$

7.3 PARABOLAS

We have already learned that the graph of a quadratic function $f(x) = ax^2 + bx + c$ ($a \neq 0$) is called a **parabola**. To our surprise and delight, we may also define parabolas in terms of distance.

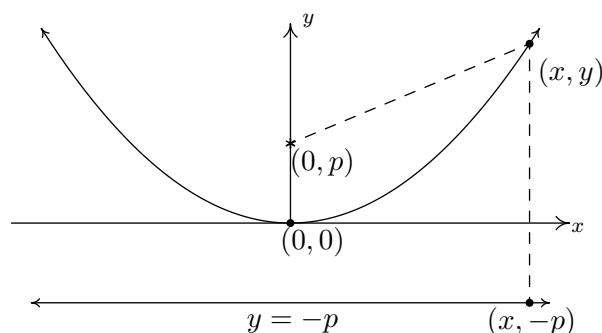
DEFINITION 7.3. Let F be a point in the plane and D be a line not containing F . A **parabola** is the set of all points equidistant from F and D . The point F is called the **focus** of the parabola and the line D is called the **directrix** of the parabola.

Schematically, we have the following.



Each dashed line from the point F to a point on the curve has the same length as the dashed line from the point on the curve to the line D . The point suggestively labeled V is, as you should expect, the **vertex**. The vertex is the point on the parabola closest to the focus.

We want to use only the distance definition of parabola to derive the equation of a parabola and, if all is right with the universe, we should get an expression much like those studied in Section 2.3. Let p denote the directed¹ distance from the vertex to the focus, which by definition is the same as the distance from the vertex to the directrix. For simplicity, assume that the vertex is $(0, 0)$ and that the parabola opens upwards. Hence, the focus is $(0, p)$ and the directrix is the line $y = -p$. Our picture becomes



From the definition of parabola, we know the distance from $(0, p)$ to (x, y) is the same as the distance from $(x, -p)$ to (x, y) . Using the Distance Formula, Equation 1.1, we get

¹We'll talk more about what 'directed' means later.

$$\begin{aligned}
\sqrt{(x-0)^2 + (y-p)^2} &= \sqrt{(x-x)^2 + (y-(-p))^2} \\
\sqrt{x^2 + (y-p)^2} &= \sqrt{(y+p)^2} \\
x^2 + (y-p)^2 &= (y+p)^2 && \text{square both sides} \\
x^2 + y^2 - 2py + p^2 &= y^2 + 2py + p^2 && \text{expand quantities} \\
x^2 &= 4py && \text{gather like terms}
\end{aligned}$$

Solving for y yields $y = \frac{x^2}{4p}$, which is a quadratic function of the form found in Equation 2.4 with $a = \frac{1}{4p}$ and vertex $(0, 0)$.

We know from previous experience that if the coefficient of x^2 is negative, the parabola opens downwards. In the equation $y = \frac{x^2}{4p}$ this happens when $p < 0$. In our formulation, we say that p is a ‘directed distance’ from the vertex to the focus: if $p > 0$, the focus is above the vertex; if $p < 0$, the focus is below the vertex. The **focal length** of a parabola is $|p|$.

What if we choose to place the vertex at an arbitrary point (h, k) ? We can either use transformations (vertical and horizontal shifts from Section 1.8) or re-derive the equation from Definition 7.3 to arrive at the following.

EQUATION 7.2. The Standard Equation of a Vertical^a Parabola: The equation of a (vertical) parabola with vertex (h, k) and focal length $|p|$ is

$$(x - h)^2 = 4p(y - k)$$

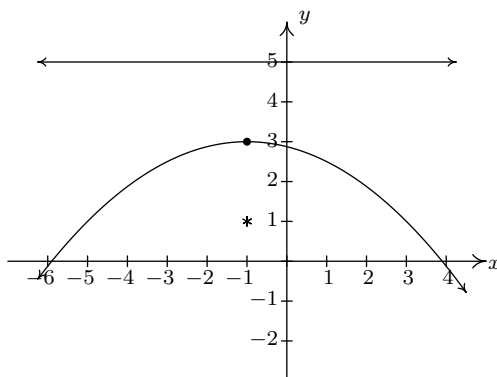
If $p > 0$, the parabola opens upwards; if $p < 0$, it opens downwards.

^aThat is, a parabola which opens either upwards or downwards.

Notice that in the standard equation of the parabola above, only one of the variables, x , is squared. This is a quick way to distinguish an equation of a parabola from that of a circle because in the equation of a circle, both variables are squared.

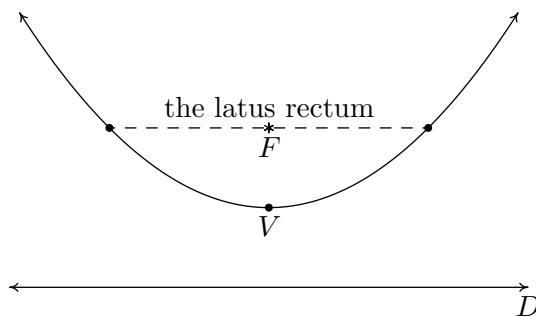
EXAMPLE 7.3.1. Graph $(x + 1)^2 = -8(y - 3)$. Find the vertex, focus, and directrix.

SOLUTION. We recognize this as the form given in Equation 7.2. Here, $x - h$ is $x + 1$ so $h = -1$, and $y - k$ is $y - 3$ so $k = 3$. Hence, the vertex is $(-1, 3)$. We also see that $4p = -8$ so $p = -2$. Since $p < 0$, the focus will be below the vertex and the parabola will open downwards. The distance from the vertex to the focus is $|p| = 2$, which means the focus is 2 units below the vertex. If we start at $(-1, 3)$ and move down 2 units, we arrive at the focus $(-1, 1)$. The directrix, then, is 2 units above the vertex and if we move 2 units up from $(-1, 3)$, we’d be on the horizontal line $y = 5$.



□

Of all of the information requested in the previous example, only the vertex is part of the graph of the parabola. So in order to get a sense of the actual shape of the graph, we need some more information. While we could plot a few points randomly, a more useful measure of how wide a parabola opens is the length of the parabola's latus rectum.² The **latus rectum** of a parabola is the line segment parallel to the directrix which contains the focus. The endpoints of the latus rectum are, then, two points on 'opposite' sides of the parabola. Graphically, we have the following.



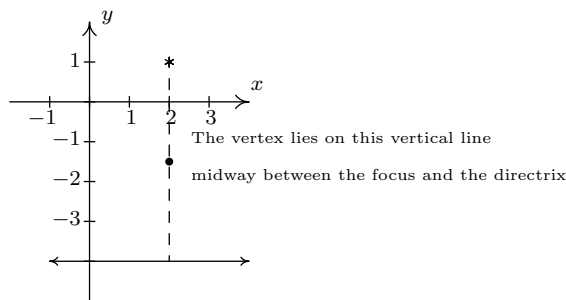
It turns out³ that the length of the latus rectum, called the **focal diameter** of the parabola is $|4p|$, which, in light of Equation 7.2, is easy to find. In our last example, for instance, when graphing $(x + 1)^2 = -8(y - 3)$, we can use the fact that the focal diameter is $|-8| = 8$, which means the parabola is 8 units wide at the focus, to help generate a more accurate graph by plotting points 4 units to the left and right of the focus.

EXAMPLE 7.3.2. Find the standard form of the parabola with focus $(2, 1)$ and directrix $y = -4$.

SOLUTION. Sketching the data yields,

²No, I'm not making this up.

³Consider this an exercise to show what follows.

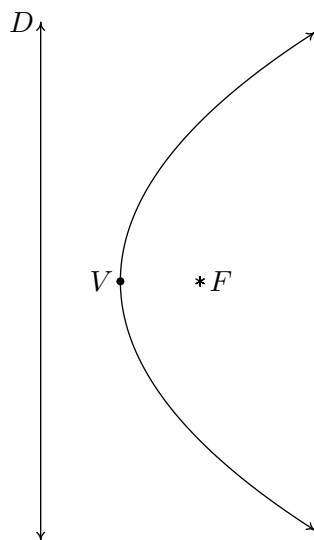


From the diagram, we see the parabola opens upwards. (Take a moment to think about it if you don't see that immediately.) Hence, the vertex lies below the focus and has an x -coordinate of 2. To find the y -coordinate, we note that the distance from the focus to the directrix is $1 - (-4) = 5$, which means the vertex lies $5/2$ units (halfway) below the focus. Starting at $(2, 1)$ and moving down $5/2$ units leaves us at $(2, -3/2)$, which is our vertex. Since the parabola opens upwards, we know p is positive. Thus $p = 5/2$. Plugging all of this data into Equation 7.2 give us

$$\begin{aligned}(x - 2)^2 &= 4 \left(\frac{5}{2} \right) \left(y - \left(-\frac{3}{2} \right) \right) \\(x - 2)^2 &= 10 \left(y + \frac{3}{2} \right)\end{aligned}$$

□

If we interchange the roles of x and y , we can produce 'horizontal' parabolas: parabolas which open to the left or to the right. The directrices⁴ of such animals would be vertical lines and the focus would either lie to the left or to the right of the vertex. A typical 'horizontal' parabola is sketched below.



⁴plural of 'directrix'

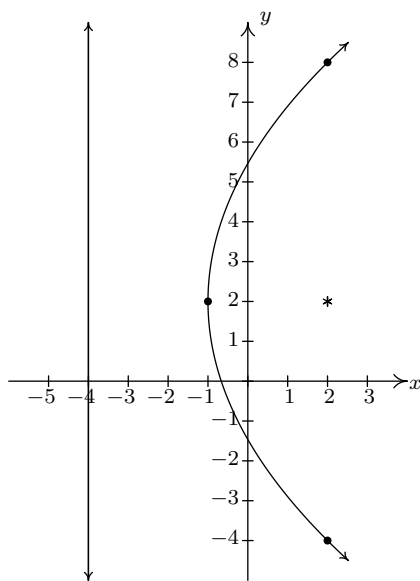
EQUATION 7.3. The Standard Equation of a Horizontal Parabola: The equation of a (horizontal) parabola with vertex (h, k) and focal length $|p|$ is

$$(y - k)^2 = 4p(x - h)$$

If $p > 0$, the parabola opens to the right; if $p < 0$, it opens to the left.

EXAMPLE 7.3.3. Graph $(y - 2)^2 = 12(x + 1)$. Find the vertex, focus, and directrix.

SOLUTION. We recognize this as the form given in Equation 7.3. Here, $x - h$ is $x + 1$ so $h = -1$, and $y - k$ is $y - 2$ so $k = 2$. Hence, the vertex is $(-1, 2)$. We also see that $4p = 12$ so $p = 3$. Since $p > 0$, the focus will be to the right of the vertex and the parabola will open to the right. The distance from the vertex to the focus is $|p| = 3$, which means the focus is 3 units to the right. If we start at $(-1, 2)$ and move right 3 units, we arrive at the focus $(2, 2)$. The directrix, then, is 3 units to the left of the vertex and if we move left 3 units from $(-1, 2)$, we'd be on the vertical line $x = -4$. Since the focal diameter is $|4p| = 12$, the parabola is 12 units wide at the focus, and thus there are points 6 units above and below the focus on the parabola.



As with circles, not all parabolas will come to us in the forms in Equations 7.2 or 7.3. If we encounter an equation with two variables in which exactly one variable is squared, we can attempt to put the equation into a standard form using the following steps.

To Write the Equation of a Parabola in Standard Form

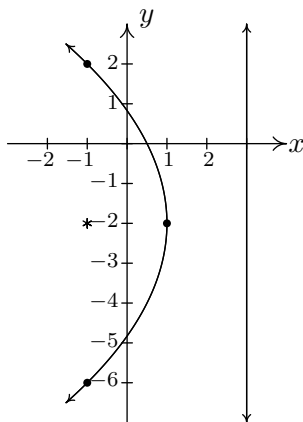
1. Group the variable which is squared on one side of the equation and position the non-squared variable and the constant on the other side.
2. Complete the square if necessary and divide by the coefficient of the perfect square.
3. Factor out the coefficient of the non-squared variable from it and the constant.

EXAMPLE 7.3.4. Consider the equation $y^2 + 4y + 8x = 4$. Put this equation into standard form and graph the parabola. Find the vertex, focus, and directrix.

SOLUTION. We need to get a perfect square (in this case, using y) on the left-hand side of the equation and factor out the coefficient of the non-squared variable (in this case, the x) on the other.

$$\begin{aligned} y^2 + 4y + 8x &= 4 \\ y^2 + 4y &= -8x + 4 \\ y^2 + 4y + 4 &= -8x + 4 + 4 \quad \text{complete the square in } y \text{ only} \\ (y + 2)^2 &= -8x + 8 \quad \text{factor} \\ (y + 2)^2 &= -8(x - 1) \end{aligned}$$

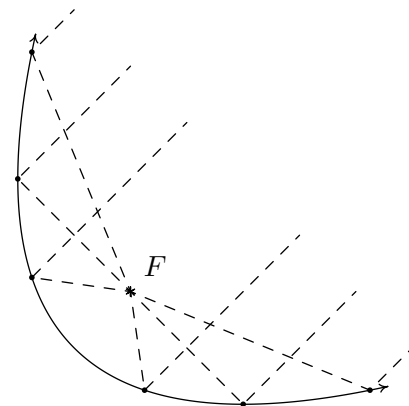
Now that the equation is in the form given in Equation 7.3, we see that $x - h$ is $x - 1$ so $h = 1$, and $y - k$ is $y + 2$ so $k = -2$. Hence, the vertex is $(1, -2)$. We also see that $4p = -8$ so that $p = -2$. Since $p < 0$, the focus will be to the left of the vertex and the parabola will open to the left. The distance from the vertex to the focus is $|p| = 2$, which means the focus is 2 units to the left of 1, so if we start at $(1, -2)$ and move left 2 units, we arrive at the focus $(-1, -2)$. The directrix, then, is 2 units to the right of the vertex, so if we move right 2 units from $(1, -2)$, we'd be on the vertical line $x = 3$. Since the focal diameter is $|4p|$ is 8, the parabola is 8 units wide at the focus, so there are points 4 units above and below the focus on the parabola.



In studying quadratic functions, we have seen parabolas used to model physical phenomena such as the trajectories of projectiles. Other applications of the parabola concern its ‘reflective property’ which necessitates knowing about the focus of a parabola. For example, many satellite dishes are formed in the shape of a **paraboloid of revolution** as depicted below.

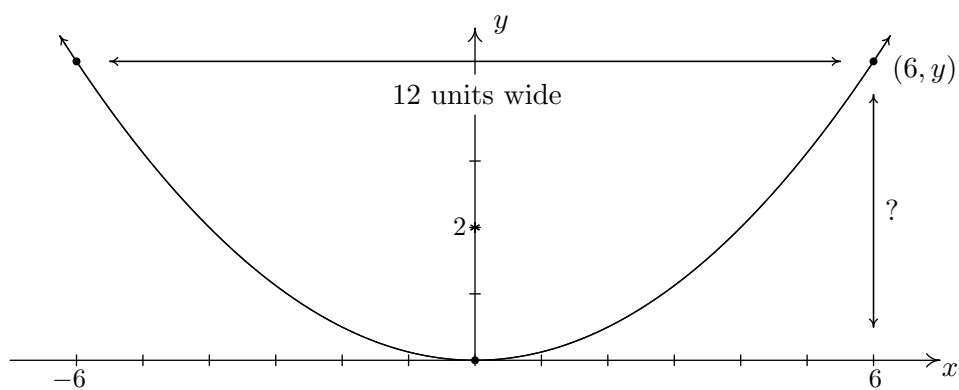


Every cross section through the vertex of the paraboloid is a parabola with the same focus. To see why this is important, imagine the dashed lines below as electromagnetic waves heading towards a parabolic dish. It turns out that the waves reflect off the parabola and concentrate at the focus which then becomes the optimal place for the receiver. If, on the other hand, we imagine the dashed lines as emanating from the focus, we see that the waves are reflected off the parabola in a coherent fashion as in the case in a flashlight. Here, the bulb is placed at the focus and the light rays are reflected off a parabolic mirror to give directional light.



EXAMPLE 7.3.5. A satellite dish is to be constructed in the shape of a paraboloid of revolution. If the receiver placed at the focus is located 2 ft above the vertex of the dish, and the dish is to be 12 feet wide, how deep will the dish be?

SOLUTION. One way to approach this problem is to determine the equation of the parabola suggested to us by this data. For simplicity, we'll assume the vertex is $(0, 0)$ and the parabola opens upwards. Our standard form for such a parabola is $x^2 = 4py$. Since the focus is 2 units above the vertex, we know $p = 2$, so we have $x^2 = 8y$. Visually,



Since the parabola is 12 feet wide, we know the edge is 6 feet from the vertex. To find the depth, we are looking for the y value when $x = 6$. Substituting $x = 6$ into the equation of the parabola yields $6^2 = 8y$ or $y = 36/8 = 9/2 = 4.5$. Hence, the dish will be $9/2$ or 4.5 feet deep. \square

7.3.1 EXERCISES

1. Sketch the graph of the given parabola. Find the vertex, focus and directrix. Include the endpoints of the latus rectum in your sketch.

(a) $(y - 2)^2 = -12(x + 3)$

(e) $(x - 1)^2 = 4(y + 3)$

(b) $(y + 4)^2 = 4x$

(f) $(x + 2)^2 = -20(y - 5)$

(c) $(x - 3)^2 = -16y$

(g) $(y - 4)^2 = 18(x - 2)$

(d) $(x + \frac{7}{3})^2 = 2(y + \frac{5}{2})$

(h) $(y + \frac{3}{2})^2 = -7(x + \frac{9}{2})$

2. Put the equation into standard form and identify the vertex, focus and directrix.

(a) $y^2 - 10y - 27x + 133 = 0$

(d) $2y^2 + 4y + x - 8 = 0$

(b) $25x^2 + 20x + 5y - 1 = 0$

(e) $x^2 - 10x + 12y + 1 = 0$

(c) $x^2 + 2x - 8y + 49 = 0$

(f) $3y^2 - 27y + 4x + \frac{211}{4} = 0$

3. Find an equation for the parabola which fits the given criteria.

(a) Vertex $(7, 0)$, focus $(0, 0)$

(b) Vertex $(-8, -9)$, Both $(0, 0)$, $(-16, 0)$ are points on the curve

(c) Focus $(10, 1)$, directrix $x = 5$

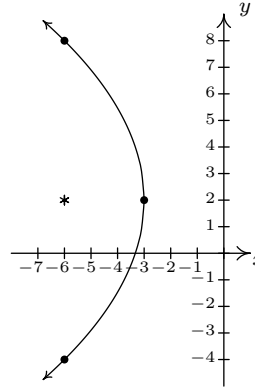
(d) The endpoints of latus rectum are $(-2, -7)$ and $(4, -7)$

4. The mirror in Carl's flashlight is a paraboloid of revolution. If the mirror is 5 centimeters in diameter and 2.5 centimeters deep, where should the light bulb be placed so it is at the focus of the mirror?
5. A parabolic Wi-Fi antenna is constructed by taking a flat sheet of metal and bending it into a parabolic shape.⁵ If the cross section of the antenna is a parabola which is 45 centimeters wide and 25 centimeters deep, where receiver be placed to maximize reception?
6. The graphs of vertical parabolas represent y as a function of x , but those of horizontal parabolas do not (Why?) However, the top half or bottom half of a horizontal parabola does form the graph of a function which we have studied thoroughly. To what functions am I referring and where in the text have they appeared? How could we use the transformations in Section 1.8 to better understand the graphs of horizontal parabolas?
7. A popular novelty item is the 'mirage bowl.' Follow this [link](#) to see another startling application of the reflective property of the parabola.
8. With the help of your classmates, research spinning liquid mirrors. To get you started, check out this [website](#).

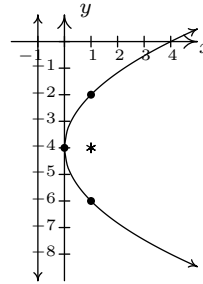
⁵This shape is called a 'parabolic cylinder.'

7.3.2 ANSWERS

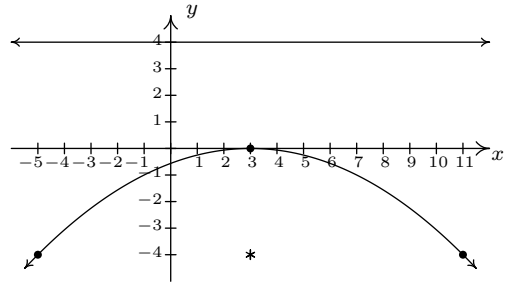
1. (a) $(y - 2)^2 = -12(x + 3)$
 Vertex $(-3, 2)$
 Focus $(-6, 2)$
 Directrix $x = 0$
 Endpoints of latus rectum $(-6, 8), (-6, -4)$



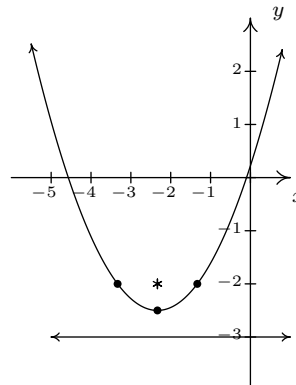
- (b) $(y + 4)^2 = 4x$
 Vertex $(0, -4)$
 Focus $(1, -4)$
 Directrix $x = -1$
 Endpoints of latus rectum $(1, -2), (1, -6)$



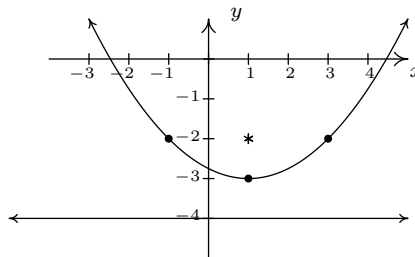
- (c) $(x - 3)^2 = -16y$
 Vertex $(3, 0)$
 Focus $(3, -4)$
 Directrix $y = 4$
 Endpoints of latus rectum $(-5, -4), (11, -4)$



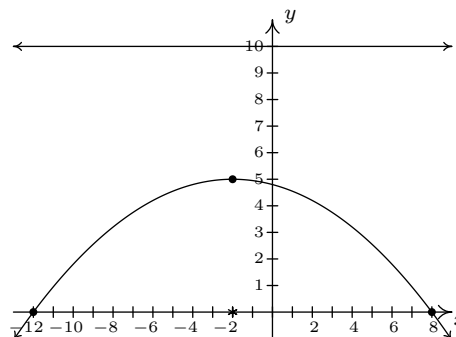
- (d) $(x + \frac{7}{3})^2 = 2(y + \frac{5}{2})$
 Vertex $(-\frac{7}{3}, -\frac{5}{2})$
 Focus $(-\frac{7}{3}, -2)$
 Directrix $y = -3$
 Endpoints of latus rectum $(-\frac{10}{3}, -2), (-\frac{4}{3}, -2)$



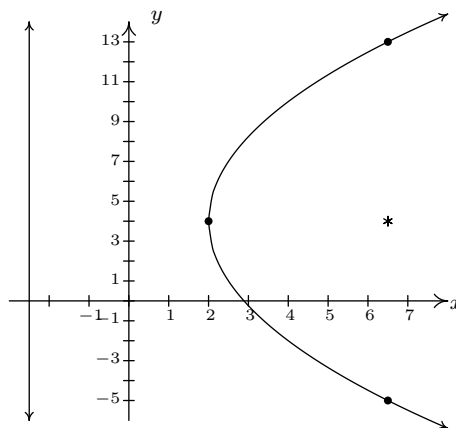
(e) $(x - 1)^2 = 4(y + 3)$

Vertex $(1, -3)$ Focus $(1, -2)$ Directrix $y = -4$ Endpoints of latus rectum $(3, -2), (-1, -2)$ 

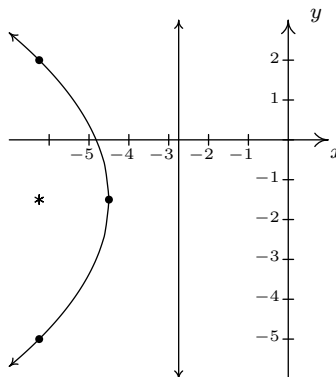
(f) $(x + 2)^2 = -20(y - 5)$

Vertex $(-2, 5)$ Focus $(-2, 0)$ Directrix $y = 10$ Endpoints of latus rectum $(-12, 0), (8, 0)$ 

(g) $(y - 4)^2 = 18(x - 2)$

Vertex $(2, 4)$ Focus $(\frac{13}{2}, 4)$ Directrix $x = -\frac{5}{2}$ Endpoints of latus rectum $(\frac{13}{2}, -5), (\frac{13}{2}, 13)$ 

(h) $(y + \frac{3}{2})^2 = -7(x + \frac{9}{2})$

Vertex $(-\frac{9}{2}, -\frac{3}{2})$ Focus $(-\frac{25}{4}, -\frac{3}{2})$ Directrix $x = -\frac{11}{4}$ Endpoints of latus rectum $(-\frac{25}{4}, 2), (-\frac{25}{4}, -5)$ 

2. (a) $(y - 5)^2 = 27(x - 4)$
 Vertex $(4, 5)$
 Focus $(\frac{43}{4}, 5)$
 Directrix $x = -\frac{11}{4}$
- (b) $(x + \frac{2}{5})^2 = -\frac{1}{5}(y - 1)$
 Vertex $(-\frac{2}{5}, 1)$
 Focus $(-\frac{2}{5}, \frac{19}{20})$
 Directrix $y = \frac{21}{20}$
- (c) $(x + 1)^2 = 8(y - 6)$
 Vertex $(-1, 6)$
 Focus $(-1, 8)$
 Directrix $y = 4$
- (d) $(y + 1)^2 = -\frac{1}{2}(x - 10)$
 Vertex $(10, -1)$
 Focus $(\frac{79}{8}, -1)$
 Directrix $x = \frac{81}{8}$
- (e) $(x - 5)^2 = -12(y - 2)$
 Vertex $(5, 2)$
 Focus $(5, -1)$
 Directrix $y = 5$
- (f) $(y - \frac{9}{2})^2 = -\frac{4}{3}(x - 2)$
 Vertex $(2, \frac{9}{2})$
 Focus $(\frac{5}{3}, \frac{9}{2})$
 Directrix $x = \frac{7}{3}$
3. (a) $y^2 = -28(x - 7)$
 (b) $(x + 8)^2 = \frac{64}{9}(y + 9)$
 (c) $(y - 1)^2 = 10(x - \frac{15}{2})$
- (d) $(x - 1)^2 = 6(y + \frac{17}{2})$ or
 $(x - 1)^2 = -6(y + \frac{11}{2})$

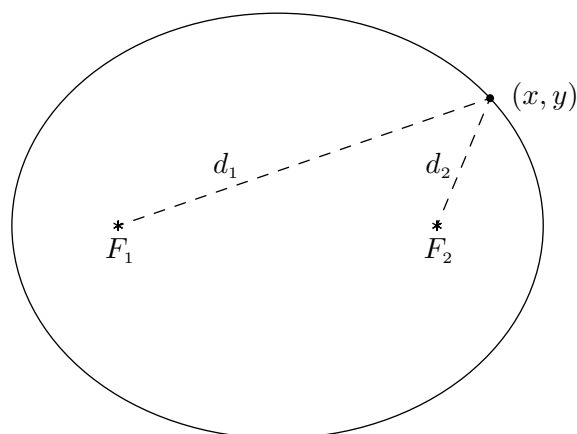
4. The bulb should be placed 0.625 centimeters above the vertex of the mirror. (This actually checks out, folks!)
5. The receiver should be placed 5.0625 centimeters above the vertex of the cross section of the antenna.

7.4 ELLIPSES

In the definition of a circle, Definition 7.1, we fixed a point called the **center** and considered all of the points which were a fixed distance r from that one point. For our next conic section, the ellipse, we fix two distinct points and a distance d to use in our definition.

DEFINITION 7.4. Given two distinct points F_1 and F_2 in the plane and a fixed distance d , an **ellipse** is the set of all points (x, y) in the plane such that the sum of the distance from F_1 to (x, y) and the distance from F_2 to (x, y) is d . The points F_1 and F_2 are called the **foci**^a of the ellipse.

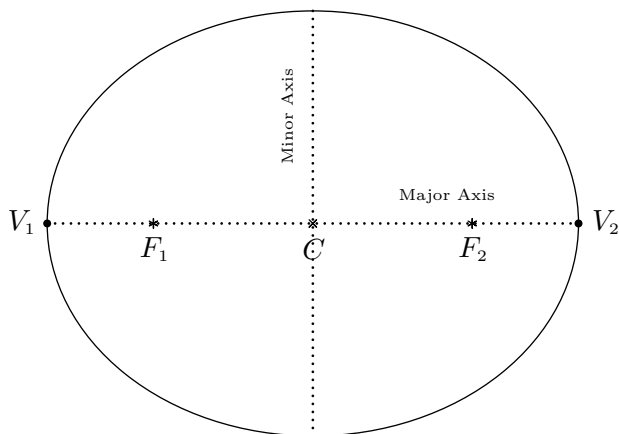
^athe plural of 'focus'



$$d_1 + d_2 = d \text{ for all } (x, y) \text{ on the ellipse}$$

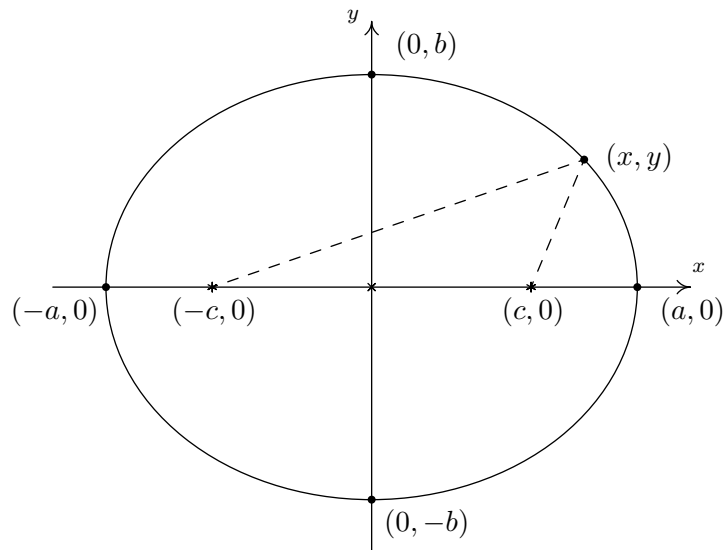
We may imagine taking a length of string and anchoring it to two points on a piece of paper. The curve traced out by taking a pencil and moving it so the string is always taut is an ellipse.

The **center** of the ellipse is the midpoint of the line segment connecting the two foci. The **major axis** of the ellipse is the line segment connecting two opposite ends of the ellipse which also contains the center and foci. The **minor axis** of the ellipse is the line segment connecting two opposite ends of the ellipse which contains the center but is perpendicular to the major axis. The **vertices** of an ellipse are the points of the ellipse which lie on the major axis. Notice that the center is also the midpoint of the major axis, hence it is the midpoint of the vertices. In pictures we have,



An ellipse with center C ; foci F_1, F_2 ; and vertices V_1, V_2

Note that the major axis is the longer of the two axes through the center, and likewise, the minor axis is the shorter of the two. In order to derive the standard equation of an ellipse, we assume that the ellipse has its center at $(0, 0)$, its major axis along the x -axis, and has foci $(c, 0)$ and $(-c, 0)$ and vertices $(-a, 0)$ and $(a, 0)$. We will label the y -intercepts of the ellipse as $(0, b)$ and $(0, -b)$ (We assume a, b , and c are all positive numbers.) Schematically,



Note that since $(a, 0)$ is on the ellipse, it must satisfy the conditions of Definition 7.4. That is, the distance from $(-c, 0)$ to $(a, 0)$ plus the distance from $(c, 0)$ to $(a, 0)$ must equal the fixed distance d . Since all of these points lie on the x -axis, we get

$$\begin{aligned} \text{distance from } (-c, 0) \text{ to } (a, 0) + \text{distance from } (c, 0) \text{ to } (a, 0) &= d \\ (a + c) + (a - c) &= d \\ 2a &= d \end{aligned}$$

In other words, the fixed distance d mentioned in the definition of the ellipse is none other than the length of the major axis. We now use that fact $(0, b)$ is on the ellipse, along with the fact that $d = 2a$ to get

$$\begin{aligned} \text{distance from } (-c, 0) \text{ to } (0, b) + \text{distance from } (c, 0) \text{ to } (0, b) &= 2a \\ \sqrt{(0 - (-c))^2 + (b - 0)^2} + \sqrt{(0 - c)^2 + (b - 0)^2} &= 2a \\ \sqrt{b^2 + c^2} + \sqrt{b^2 + c^2} &= 2a \\ 2\sqrt{b^2 + c^2} &= 2a \\ \sqrt{b^2 + c^2} &= a \end{aligned}$$

From this, we get $a^2 = b^2 + c^2$, or $b^2 = a^2 - c^2$, which will prove useful later. Now consider a point (x, y) on the ellipse. Applying Definition 7.4, we get

$$\begin{aligned} \text{distance from } (-c, 0) \text{ to } (x, y) + \text{distance from } (c, 0) \text{ to } (x, y) &= 2a \\ \sqrt{(x - (-c))^2 + (y - 0)^2} + \sqrt{(x - c)^2 + (y - 0)^2} &= 2a \\ \sqrt{(x + c)^2 + y^2} + \sqrt{(x - c)^2 + y^2} &= 2a \end{aligned}$$

In order to make sense of this situation, we need to do some rearranging, squaring, and more rearranging.¹

$$\begin{aligned} \sqrt{(x + c)^2 + y^2} + \sqrt{(x - c)^2 + y^2} &= 2a \\ \sqrt{(x + c)^2 + y^2} &= 2a - \sqrt{(x - c)^2 + y^2} \\ \left(\sqrt{(x + c)^2 + y^2}\right)^2 &= \left(2a - \sqrt{(x - c)^2 + y^2}\right)^2 \\ (x + c)^2 + y^2 &= 4a^2 - 4a\sqrt{(x - c)^2 + y^2} + (x - c)^2 + y^2 \\ 4a\sqrt{(x - c)^2 + y^2} &= 4a^2 + (x - c)^2 - (x + c)^2 \\ 4a\sqrt{(x - c)^2 + y^2} &= 4a^2 - 4cx \\ a\sqrt{(x - c)^2 + y^2} &= a^2 - cx \\ \left(a\sqrt{(x - c)^2 + y^2}\right)^2 &= (a^2 - cx)^2 \\ a^2((x - c)^2 + y^2) &= a^4 - 2a^2cx + c^2x^2 \\ a^2x^2 - 2a^2cx + a^2c^2 + a^2y^2 &= a^4 - 2a^2cx + c^2x^2 \\ a^2x^2 - c^2x^2 + a^2y^2 &= a^4 - a^2c^2 \\ (a^2 - c^2)x^2 + a^2y^2 &= a^2(a^2 - c^2) \end{aligned}$$

We are nearly finished. Recall that $b^2 = a^2 - c^2$ so that

$$\begin{aligned} (a^2 - c^2)x^2 + a^2y^2 &= a^2(a^2 - c^2) \\ b^2x^2 + a^2y^2 &= a^2b^2 \\ \frac{x^2}{a^2} + \frac{y^2}{b^2} &= 1 \end{aligned}$$

¹In other words, tons and tons of Intermediate Algebra. Stay sharp, this is not for the faint of heart.

This equation is for an ellipse centered at the origin. If the ellipse were centered at a point (h, k) , we would get the following

EQUATION 7.4. The Standard Equation of an Ellipse: For positive unequal numbers a and b , the equation of an ellipse with center (h, k) is

$$\frac{(x - h)^2}{a^2} + \frac{(y - k)^2}{b^2} = 1$$

Some remarks about Equation 7.4 are in order. First note that the values a and b determine how far in the x and y directions, respectively, one counts from the center to arrive at points on the ellipse. Also take note that if $a > b$, then we have an ellipse whose major axis is horizontal, and hence, the foci lie to the left and right of the center. In this case, as we've seen in the derivation, the distance from the center to the focus, c , can be found by $c = \sqrt{a^2 - b^2}$. If $b > a$, the roles of the major and minor axes are reversed, and the foci lie above and below the center. In this case, $c = \sqrt{b^2 - a^2}$. In either case, c is the distance from the center to each focus, and $c = \sqrt{\text{bigger denominator} - \text{smaller denominator}}$. Finally, it is worth mentioning that if we take the standard equation of a circle, Equation 7.1, and divide both sides by r^2 , we get

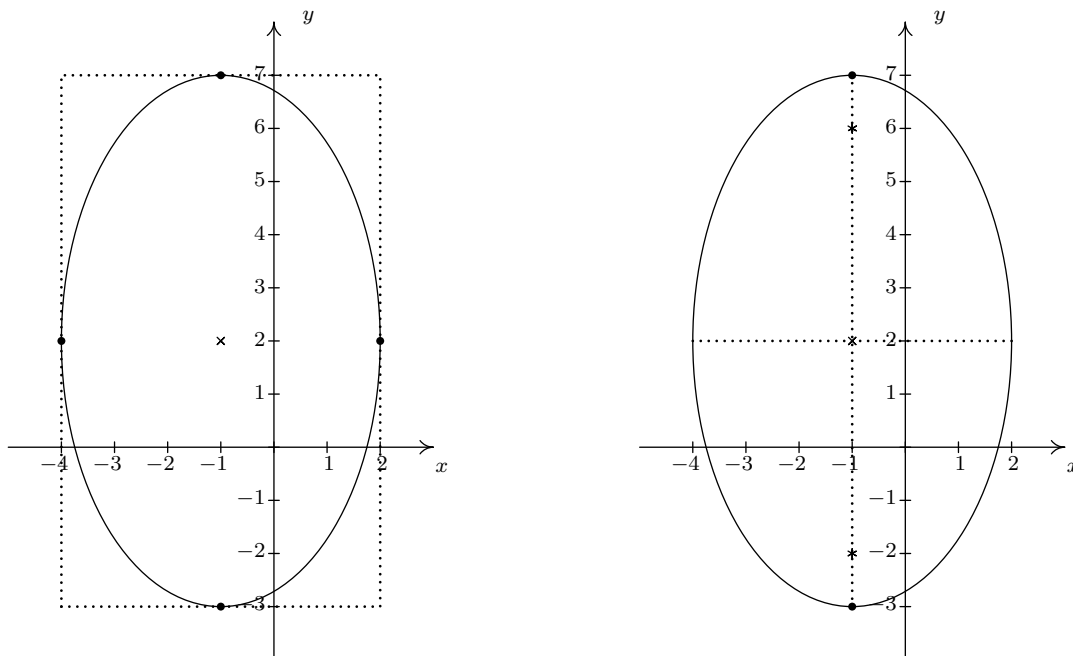
EQUATION 7.5. The Alternate Standard Equation of a Circle: The equation of a circle with center (h, k) and radius $r > 0$ is

$$\frac{(x - h)^2}{r^2} + \frac{(y - k)^2}{r^2} = 1$$

Notice the similarity between Equation 7.4 and Equation 7.5. Both equations involve a sum of squares equal to 1; the difference is that with a circle, the denominators are the same, and with an ellipse, they are different. If we take a transformational approach, we can consider both equations as shifts and stretches of the Unit Circle $x^2 + y^2 = 1$ in Definition 7.2. Replacing x with $(x - h)$ and y with $(y - k)$ causes the usual horizontal and vertical shifts. Replacing x with $\frac{x}{a}$ and y with $\frac{y}{b}$ causes the usual vertical and horizontal stretches. In other words, it is perfectly fine to think of an ellipse as the deformation of a circle in which the circle is stretched farther in one direction than the other.

EXAMPLE 7.4.1. Graph $\frac{(x + 1)^2}{9} + \frac{(y - 2)^2}{25} = 1$. Find the center, the lines which contain the major and minor axes, the vertices, and the foci.

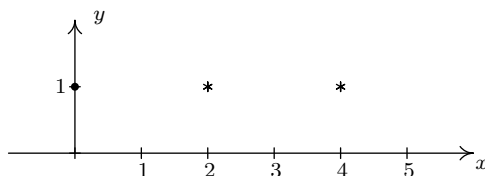
SOLUTION. We see that this equation is in the standard form of Equation 7.4. Here $x - h$ is $x + 1$ so $h = -1$, and $y - k$ is $y - 2$ so $k = 2$. Hence, our ellipse is centered at $(-1, 2)$. We see that $a^2 = 9$ so $a = 3$, and $b^2 = 25$ so $b = 5$. This means that we move 3 units left and right from the center and 5 units up and down from the center to arrive at points on the ellipse. As an aid to sketching, we draw a rectangle matching this description, called a **guide rectangle**, and sketch the ellipse inside this rectangle as seen below on the left.



Since we moved farther in the y direction than in the x direction, the major axis will lie along the vertical line $x = -1$, which means the minor axis lies along the horizontal line, $y = 2$. The vertices are the points on the ellipse which lie along the major axis so in this case, they are the points $(-1, 7)$ and $(-1, -3)$. (Notice that these are two of the points we plotted when drawing the ellipse.) To find the foci, we find $c = \sqrt{25 - 9} = \sqrt{16} = 4$, which means the foci lie 4 units from the center. Since the major axis is vertical, the foci lie 4 units above and below the center, at $(-1, -2)$ and $(-1, 6)$. Plotting all this information gives the graph seen above on the right. \square

EXAMPLE 7.4.2. Find the equation of the ellipse with foci $(2, 1)$ and $(4, 1)$ and vertex $(0, 1)$.

SOLUTION. Plotting the data given to us, we have



From this sketch, we know that the major axis is horizontal, meaning $a > b$. Since the center is the midpoint of the foci, we know it is $(3, 1)$. Since one vertex is $(0, 1)$ we have that $a = 3$, so $a^2 = 9$. All that remains is to find b^2 . To that end, we use the fact that $c = 1$ to get

$$\begin{aligned}
 c &= \sqrt{a^2 - b^2} \\
 1 &= \sqrt{9 - b^2} \\
 1^2 &= (\sqrt{9 - b^2})^2 \\
 1 &= 9 - b^2 \\
 b^2 &= 8
 \end{aligned}$$

Substituting all of our findings into the equation $\frac{(x-h)^2}{a^2} + \frac{(y-k)^2}{b^2} = 1$, we get our final answer to be $\frac{(x-3)^2}{9} + \frac{(y-1)^2}{8} = 1$. □

As with circles and parabolas, an equation may be given which is an ellipse, but isn't in the standard form of Equation 7.4. In those cases, as with circles and parabolas before, we will need to massage the given equation into the standard form.

To Write the Equation of an Ellipse in Standard Form

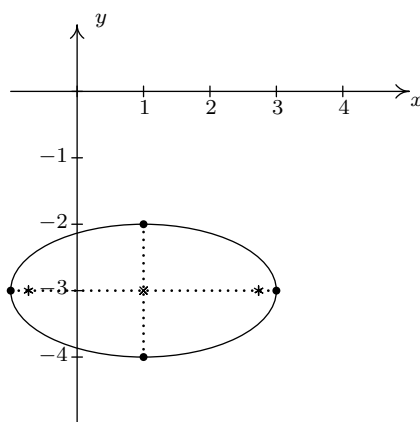
1. Group the same variables together on one side of the equation and position the constant on the other side.
2. Complete the square in both variables as needed.
3. Divide both sides by the constant term so that the constant on the other side of the equation becomes 1.

EXAMPLE 7.4.3. Graph $x^2 + 4y^2 - 2x + 24y + 33 = 0$. Find the center, the lines which contain the major and minor axes, the vertices, and the foci.

SOLUTION. Since we have a sum of squares and the squared terms have unequal coefficients, it's a good bet we have an ellipse on our hands. (A parabola would have only one squared variable and a circle would have the same coefficient on the squared terms.) We need to complete both squares, and then divide, if necessary, to get the right-hand side equal to 1.

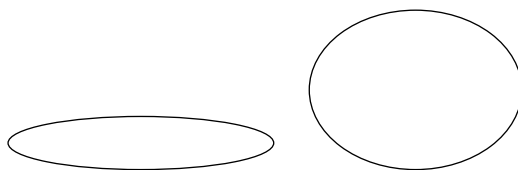
$$\begin{aligned}
 x^2 + 4y^2 - 2x + 24y + 33 &= 0 \\
 x^2 - 2x + 4y^2 + 24y &= -33 \\
 x^2 - 2x + 4(y^2 + 6y) &= -33 \\
 (x^2 - 2x + 1) + 4(y^2 + 6y + 9) &= -33 + 1 + 4(9) \\
 (x-1)^2 + 4(y+3)^2 &= 4 \\
 \frac{(x-1)^2 + 4(y+3)^2}{4} &= \frac{4}{4} \\
 \frac{(x-1)^2}{4} + (y+3)^2 &= 1 \\
 \frac{(x-1)^2}{4} + \frac{(y+3)^2}{1} &= 1
 \end{aligned}$$

Now that this equation is in the standard form of Equation 7.4, we see that $x - h$ is $x - 1$ so $h = 1$, and $y - k$ is $y + 3$ so $k = -3$. Hence, our ellipse is centered at $(1, -3)$. We see that $a^2 = 4$ so $a = 2$, and $b^2 = 1$ so $b = 1$. This means we move 2 units left and right from the center and 1 unit up and down from the center to arrive at points on the ellipse. Since we moved farther in the x direction than in the y direction, the major axis will lie along the horizontal line $y = -3$, which means the minor axis lies along the vertical line $x = 1$. The vertices are the points on the ellipse which lie along the major axis so in this case, they are the points $(-1, -3)$ and $(3, -3)$. To find the foci, we find $c = \sqrt{4 - 1} = \sqrt{3}$, which means the foci lie $\sqrt{3}$ units from the center. Since the major axis is horizontal, the foci lie $\sqrt{3}$ units to the left and right of the center, at $(1 - \sqrt{3}, -3)$ and $(1 + \sqrt{3}, -3)$. Plotting all of this information gives



□

As you come across ellipses in the homework exercises and in the wild, you'll notice they come in all shapes in sizes. Compare the two ellipses below.



Certainly, one ellipse is 'rounder' than the other. This notion of roundness is quantified below.

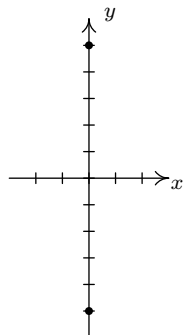
DEFINITION 7.5. The **eccentricity** of an ellipse, denoted e , is the following ratio:

$$e = \frac{\text{distance from the center to a focus}}{\text{distance from the center to a vertex}}$$

In an ellipse, the foci are closer to the center than the vertices, so $0 < e < 1$. For the ellipse above on the left, $e \approx 0.98$; for the ellipse on the right, $e \approx 0.66$. In general, the closer the eccentricity is to 0, the more 'circular' the ellipse; the closer the eccentricity is to 1, the more 'eccentric' the ellipse.

EXAMPLE 7.4.4. Find the equation of the ellipse whose vertices are $(0, \pm 5)$ with eccentricity $e = \frac{1}{4}$.

SOLUTION. As before, we plot the data given to us



From this sketch, we know that the major axis is vertical, meaning $b > a$. With the vertices located at $(0, \pm 5)$, we get $b = 5$ so $b^2 = 25$. We also know that the center is $(0, 0)$ because the center is the midpoint of the vertices. All that remains is to find a^2 . To that end, we use the fact that the eccentricity $e = \frac{1}{4}$ which means

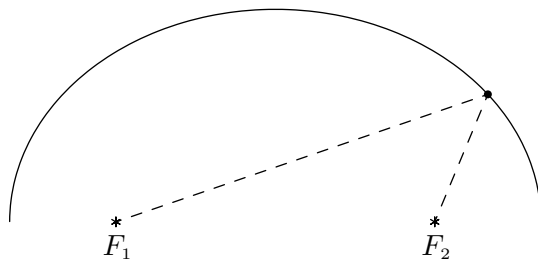
$$e = \frac{\text{distance from the center to a focus}}{\text{distance from the center to a vertex}} = \frac{c}{b} = \frac{c}{5} = \frac{1}{4}$$

from which we get $c = \frac{5}{4}$. To get a^2 , we use the fact that $c = \sqrt{b^2 - a^2}$

$$\begin{aligned} c &= \sqrt{b^2 - a^2} \\ \frac{5}{4} &= \sqrt{25 - a^2} \\ \left(\frac{5}{4}\right)^2 &= \left(\sqrt{25 - a^2}\right)^2 \\ \frac{25}{16} &= 25 - a^2 \\ a^2 &= 25 - \frac{25}{16} \\ a^2 &= \frac{375}{16} \end{aligned}$$

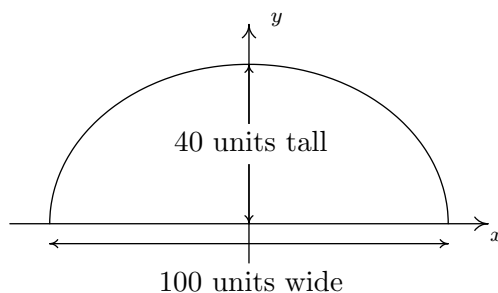
Substituting all of our findings into the equation $\frac{(x - h)^2}{a^2} + \frac{(y - k)^2}{b^2} = 1$, yields our final answer $\frac{16x^2}{375} + \frac{y^2}{25} = 1$. □

As with parabolas, ellipses have a reflective property. If we imagine the dashed lines below as sound waves, then the waves emanating from one focus reflect off the top of the ellipse and head towards the other focus. Such geometry is exploited in the construction of so-called ‘Whispering Galleries’. If a person whispers at one focus, a person standing at the other focus will hear the first person as if they were standing right next to them.



EXAMPLE 7.4.5. Jamie and Jason want to exchange secrets (terrible secrets) from across a crowded whispering gallery. Recall that a whispering gallery is a room which, in cross section, is half of an ellipse. If the room is 40 feet high at the center and 100 feet wide at the floor, how far from the outer wall should each of them stand so that they will be positioned at the foci of the ellipse?

SOLUTION. Graphing the data yields



It's most convenient to imagine this ellipse centered at $(0,0)$. Since the ellipse is 100 units wide and 40 units tall, we get $a = 50$ and $b = 40$. Hence, our ellipse has the equation

$$\frac{x^2}{50^2} + \frac{y^2}{40^2} = 1.$$

We're looking for the foci, and we get $c = \sqrt{50^2 - 40^2} = \sqrt{900} = 30$, so that the foci are 30 units from the center. That means they are $50 - 30 = 20$ units from the vertices. Hence, Jason and Jamie should stand 20 feet from opposite ends of the gallery. \square

7.4.1 EXERCISES

1. Graph the ellipse. Find the center, the lines which contain the major and minor axes, the vertices, the foci and the eccentricity.

(a) $\frac{x^2}{169} + \frac{y^2}{25} = 1$

(e) $\frac{(x-1)^2}{9} + \frac{(y+3)^2}{4} = 1$

(b) $\frac{(x-2)^2}{4} + \frac{(y+3)^2}{9} = 1$

(f) $\frac{(x+2)^2}{16} + \frac{(y-5)^2}{20} = 1$

(c) $\frac{(x+5)^2}{16} + \frac{(y-4)^2}{1} = 1$

(d) $\frac{(x-1)^2}{10} + \frac{(y-3)^2}{11} = 1$

(g) $\frac{(x-4)^2}{8} + \frac{(y-2)^2}{18} = 1$

2. Put the equation in standard form. Find the center, the lines which contain the major and minor axes, the vertices, the foci and the eccentricity.

(a) $12x^2 + 3y^2 - 30y + 39 = 0$

(d) $9x^2 + 4y^2 - 4y - 8 = 0$

(b) $5x^2 + 18y^2 - 30x + 72y + 27 = 0$

(e) $9x^2 + 25y^2 - 54x - 50y - 119 = 0$

(c) $x^2 - 2x + 2y^2 - 12y + 3 = 0$

(f) $6x^2 + 5y^2 - 24x + 20y + 14 = 0$

3. Find the standard form of the equation of the ellipse which has the given properties.

(a) Center (3, 7), Vertex (3, 2), Focus (3, 3)

(b) All points on the ellipse are in Quadrant IV except (0, -9) and (8, 0)²

(c) Foci (0, ±4), Point on curve $\left(2, \frac{5\sqrt{5}}{3}\right)$

(d) Vertex (-10, 5), Focus (-2, 5), Eccentricity $\frac{1}{2}$

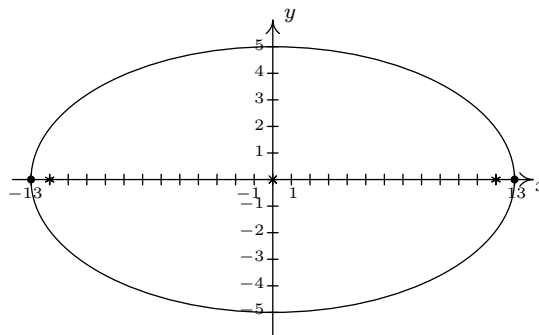
4. The Earth's orbit around the sun is an ellipse with the sun at one focus and eccentricity $e \approx 0.0167$. The length of the semimajor axis (that is, half of the major axis) is defined to be 1 astronomical unit (AU). The vertices of the elliptical orbit are given special names: 'aphelion' is the vertex farther from the sun, and 'perihelion' is the vertex closest to the sun. Find the distance in AU between the sun and aphelion and the distance in AU between the sun and perihelion.
5. The graph of an ellipse clearly fails the Vertical Line Test, Theorem 1.1, so the equation of an ellipse does not define y as a function of x . However, much like with circles and horizontal parabolas, we can split an ellipse into a top half and a bottom half, each of which would indeed represent y as a function of x . With the help of your classmates, use your calculator to graph the ellipses given in Exercise 1 above. What difficulties arise when you plot them on the calculator?

²One might also say that the ellipse is "tangent to the axes" at those two points.

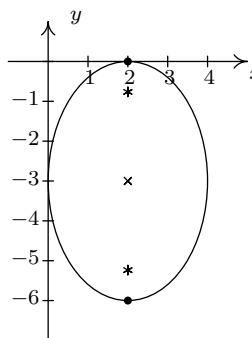
6. With the help of your classmates, research whispering galleries and other ways ellipses have been used in architecture and design.
7. With the help of your classmates, research “extracorporeal shock-wave lithotripsy”. It uses the reflective property of the ellipsoid to dissolve kidney stones.

7.4.2 ANSWERS

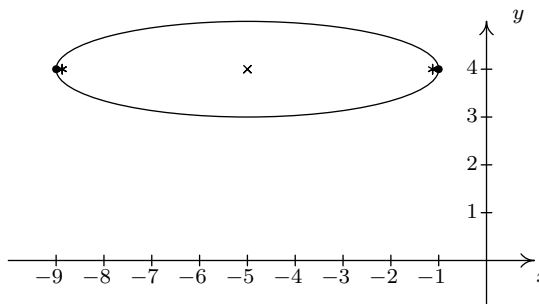
1. (a) $\frac{x^2}{169} + \frac{y^2}{25} = 1$
 Center $(0, 0)$
 Major axis along $y = 0$
 Minor axis along $x = 0$
 Vertices $(13, 0), (-13, 0)$
 Foci $(12, 0), (-12, 0)$
 $e = \frac{12}{13}$



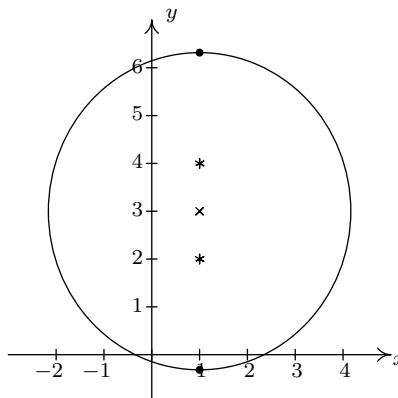
- (b) $\frac{(x-2)^2}{4} + \frac{(y+3)^2}{9} = 1$
 Center $(2, -3)$
 Major axis along $x = 2$
 Minor axis along $y = -3$
 Vertices $(2, 0), (2, -6)$
 Foci $(2, -3 + \sqrt{5}), (2, -3 - \sqrt{5})$
 $e = \frac{\sqrt{5}}{3}$



- (c) $\frac{(x+5)^2}{16} + \frac{(y-4)^2}{1} = 1$
 Center $(-5, 4)$
 Major axis along $y = 4$
 Minor axis along $x = -5$
 Vertices $(-9, 4), (-1, 4)$
 Foci $(-5 + \sqrt{15}, 4), (-5 - \sqrt{15}, 4)$
 $e = \frac{\sqrt{15}}{4}$



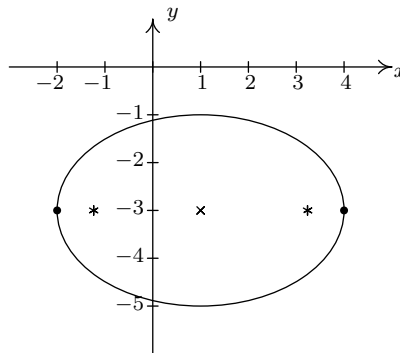
- (d) $\frac{(x-1)^2}{10} + \frac{(y-3)^2}{11} = 1$
 Center $(1, 3)$
 Major axis along $x = 1$
 Minor axis along $y = 3$
 Vertices $(1, 3 + \sqrt{11}), (1, 3 - \sqrt{11})$
 Foci $(1, 2), (1, 4)$
 $e = \frac{\sqrt{11}}{11}$



$$(e) \frac{(x-1)^2}{9} + \frac{(y+3)^2}{4} = 1$$

Center $(1, -3)$ Major axis along $y = -3$ Minor axis along $x = 1$ Vertices $(4, -3), (-2, -3)$ Foci $(1 + \sqrt{5}, -3), (1 - \sqrt{5}, -3)$

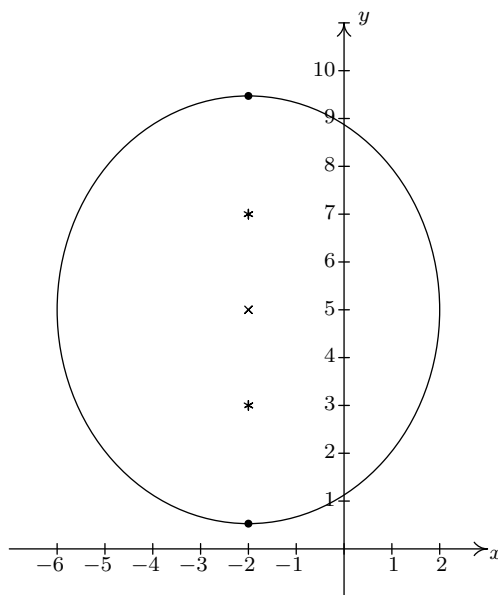
$$e = \frac{\sqrt{5}}{3}$$



$$(f) \frac{(x+2)^2}{16} + \frac{(y-5)^2}{20} = 1$$

Center $(-2, 5)$ Major axis along $x = -2$ Minor axis along $y = 5$ Vertices $(-2, 5 + 2\sqrt{5}), (-2, 5 - 2\sqrt{5})$ Foci $(-2, 7), (-2, 3)$

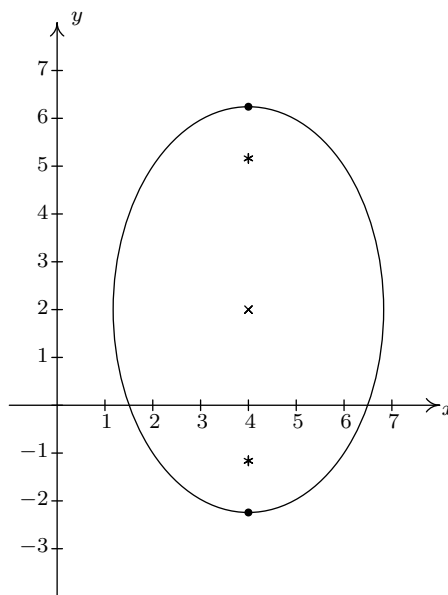
$$e = \frac{\sqrt{5}}{5}$$



$$(g) \frac{(x-4)^2}{8} + \frac{(y-2)^2}{18} = 1$$

Center $(4, 2)$ Major axis along $x = 4$ Minor axis along $y = 2$ Vertices $(4, 2 + 3\sqrt{2}), (4, 2 - 3\sqrt{2})$ Foci $(4, 2 + \sqrt{10}), (4, 2 - \sqrt{10})$

$$e = \frac{\sqrt{5}}{3}$$

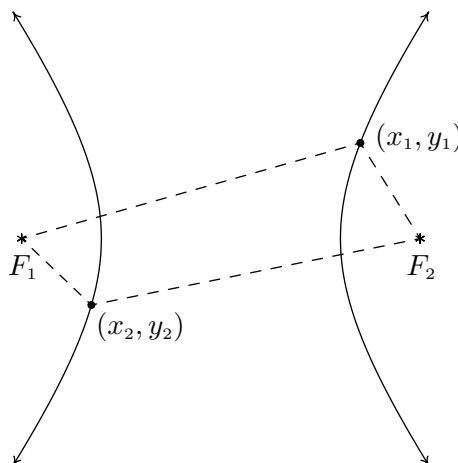


2. (a) $\frac{x^2}{3} + \frac{(y-5)^2}{12} = 1$
 Center $(0, 5)$
 Major axis along $x = 0$
 Minor axis along $y = 5$
 Vertices $(0, 5 - 2\sqrt{3}), (0, 5 + 2\sqrt{3})$
 Foci $(0, 2), (0, 8)$
 $e = \frac{\sqrt{3}}{2}$
- (b) $\frac{(x-3)^2}{18} + \frac{(y+2)^2}{5} = 1$
 Center $(3, -2)$
 Major axis along $y = -2$
 Minor axis along $x = 3$
 Vertices $(3 - 3\sqrt{2}, -2), (3 + 3\sqrt{2}, -2)$
 Foci $(3 - \sqrt{13}, -2), (3 + \sqrt{13}, -2)$
 $e = \frac{\sqrt{26}}{6}$
- (c) $\frac{(x-1)^2}{16} + \frac{(y-3)^2}{8} = 1$
 Center $(1, 3)$
 Major Axis along $y = 3$
 Minor Axis along $x = 1$
 Vertices $(5, 3), (-3, 3)$
 Foci $(1 + 2\sqrt{2}, 3), (1 - 2\sqrt{2}, 3)$
 $e = \frac{\sqrt{2}}{2}$
- (d) $\frac{x^2}{1} + \frac{4(y - \frac{1}{2})^2}{9} = 1$
 Center $(0, \frac{1}{2})$
 Major Axis along $x = 0$ (the y -axis)
 Minor Axis along $y = \frac{1}{2}$
 Vertices $(0, 2), (0, -1)$
 Foci $(0, \frac{1+\sqrt{5}}{2}), (0, \frac{1-\sqrt{5}}{2})$
 $e = \frac{\sqrt{5}}{3}$
- (e) $\frac{(x-3)^2}{25} + \frac{(y-1)^2}{9} = 1$
 Center $(3, 1)$
 Major Axis along $y = 1$
 Minor Axis along $x = 3$
 Vertices $(8, 1), (-2, 1)$
 Foci $(7, 1), (-1, 1)$
 $e = \frac{4}{5}$
- (f) $\frac{(x-2)^2}{5} + \frac{(y+2)^2}{6} = 1$
 Center $(2, -2)$
 Major Axis along $x = 2$
 Minor Axis along $y = -2$
 Vertices $(2, -2 + \sqrt{6}), (2, -2 - \sqrt{6})$
 Foci $(2, -1), (2, -3)$
 $e = \frac{\sqrt{6}}{6}$
3. (a) $\frac{(x-3)^2}{9} + \frac{(y-7)^2}{25} = 1$
 (b) $\frac{(x-8)^2}{64} + \frac{(y+9)^2}{81} = 1$
 (c) $\frac{x^2}{9} + \frac{y^2}{25} = 1$
 (d) $\frac{(x-6)^2}{256} + \frac{(y-5)^2}{192} = 1$
4. Distance from the sun to aphelion ≈ 1.0167 AU.
 Distance from the sun to perihelion ≈ 0.9833 AU.

7.5 HYPERBOLAS

In the definition of an ellipse, Definition 7.4, we fixed two points called foci and looked at points whose distances to the foci always **added** to a constant distance d . Those prone to syntactical tinkering may wonder what, if any, curve we'd generate if we replaced **added** with **subtracted**. The answer is a hyperbola.

DEFINITION 7.6. Given two distinct points F_1 and F_2 in the plane and a fixed distance d , a **hyperbola** is the set of all points (x, y) in the plane such that the absolute value of the difference of the distances between the foci and (x, y) is d . The points F_1 and F_2 are called the **foci** of the hyperbola.



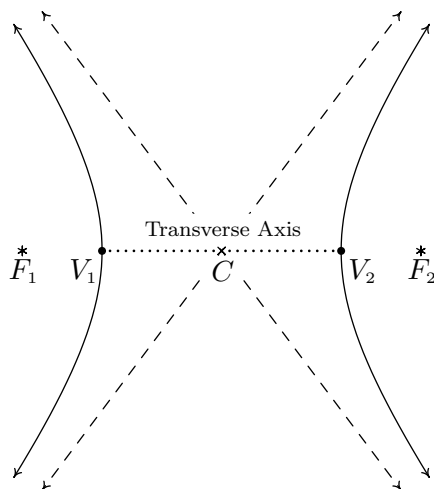
In the figure above:

$$\text{the distance from } F_1 \text{ to } (x_1, y_1) - \text{the distance from } F_2 \text{ to } (x_1, y_1) = d$$

and

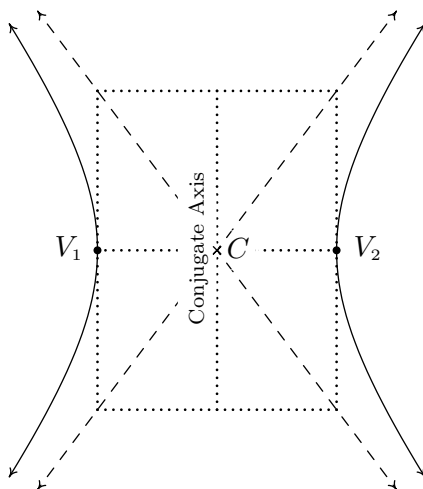
$$\text{the distance from } F_2 \text{ to } (x_2, y_2) - \text{the distance from } F_1 \text{ to } (x_2, y_2) = d$$

Note that the hyperbola has two parts, called **branches**. The **center** of the hyperbola is the midpoint of the line segment connecting the two foci. The **transverse axis** of the hyperbola is the line segment connecting two opposite ends of the hyperbola which also contains the center and foci. The **vertices** of a hyperbola are the points of the hyperbola which lie on the transverse axis. In addition, we will show momentarily that there are lines called **asymptotes** which the branches of the hyperbola approach for large x and y values. They serve as guides to the graph. In pictures,



A hyperbola with center C ; foci F_1, F_2 ; and vertices V_1, V_2 and asymptotes (dashed)

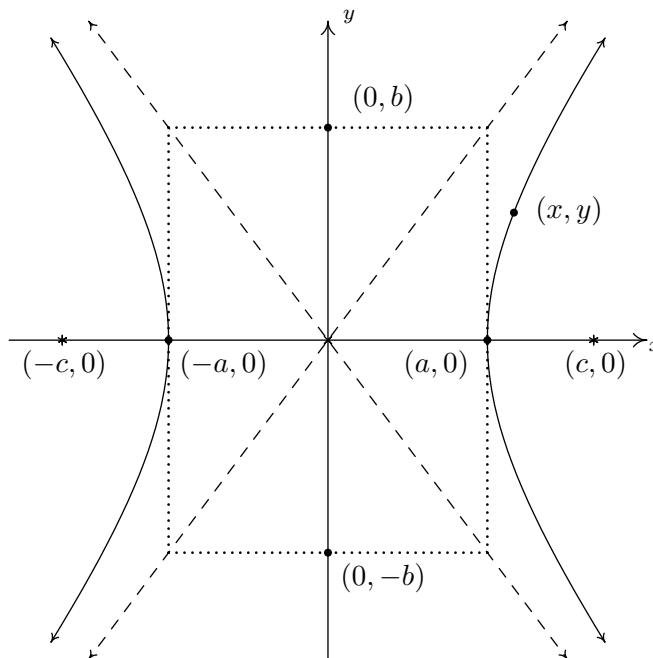
Before we derive the standard equation of the hyperbola, we need to discuss one further parameter, the **conjugate axis** of the hyperbola. The conjugate axis of a hyperbola is the line segment through the center which is perpendicular to the transverse axis and has the same length as the line segment through a vertex which connects the asymptotes. In pictures we have



Note that in the diagram, we can construct a rectangle using line segments with lengths equal to the lengths of the transverse and conjugate axes whose center is the center of the hyperbola and whose diagonals are contained in the asymptotes. This **guide rectangle**, which is very similar to the one we created in the Section 7.4 to help us graph ellipses, will aid us in graphing hyperbolas when the time comes.

Suppose we wish to derive the equation of a hyperbola. For simplicity, we shall assume that the center is $(0, 0)$, the vertices are $(a, 0)$ and $(-a, 0)$ and the foci are $(c, 0)$ and $(-c, 0)$. We label the

endpoints of the conjugate axis $(0, b)$ and $(0, -b)$. (Although b does not enter into our derivation, we will have to justify this choice as you shall see later.) As before, we assume a , b , and c are all positive numbers. Schematically we have



Since $(a, 0)$ is on the hyperbola, it must satisfy the conditions of Definition 7.6. That is, the distance from $(-c, 0)$ to $(a, 0)$ minus the distance from $(c, 0)$ to $(a, 0)$ must equal the fixed distance d . Since all these points lie on the x -axis, we get

$$\begin{aligned} \text{distance from } (-c, 0) \text{ to } (a, 0) - \text{distance from } (c, 0) \text{ to } (a, 0) &= d \\ (a + c) - (c - a) &= d \\ 2a &= d \end{aligned}$$

In other words, the fixed distance d from the definition of the hyperbola is actually the length of the transverse axis! (Where have we seen that type of coincidence before?) Now consider a point (x, y) on the hyperbola. Applying Definition 7.6, we get

$$\begin{aligned} \text{distance from } (-c, 0) \text{ to } (x, y) - \text{distance from } (c, 0) \text{ to } (x, y) &= 2a \\ \sqrt{(x - (-c))^2 + (y - 0)^2} - \sqrt{(x - c)^2 + (y - 0)^2} &= 2a \\ \sqrt{(x + c)^2 + y^2} - \sqrt{(x - c)^2 + y^2} &= 2a \end{aligned}$$

Using the same arsenal of Intermediate Algebra weaponry we used in deriving the standard formula of an ellipse, Equation 7.4, we arrive at the following.¹

¹It is a good exercise to actually work this out.

$$(a^2 - c^2)x^2 + a^2y^2 = a^2(a^2 - c^2)$$

What remains is to determine the relationship between a , b and c . To that end, we note that since a and c are both positive numbers with $a < c$, we get $a^2 < c^2$ so that $a^2 - c^2$ is a negative number. Hence, $c^2 - a^2$ is a positive number. For reasons which will become clear soon, we re-write the equation by solving for y^2/x^2 to get

$$\begin{aligned} (a^2 - c^2)x^2 + a^2y^2 &= a^2(a^2 - c^2) \\ -(c^2 - a^2)x^2 + a^2y^2 &= -a^2(c^2 - a^2) \\ a^2y^2 &= (c^2 - a^2)x^2 - a^2(c^2 - a^2) \\ \frac{y^2}{x^2} &= \frac{(c^2 - a^2)}{a^2} - \frac{(c^2 - a^2)}{x^2} \end{aligned}$$

As x and y attain very large values, the quantity $\frac{(c^2 - a^2)}{x^2} \rightarrow 0$ so that $\frac{y^2}{x^2} \rightarrow \frac{(c^2 - a^2)}{a^2}$. By setting $b^2 = c^2 - a^2$ we get $\frac{y^2}{x^2} \rightarrow \frac{b^2}{a^2}$. This shows that $y \rightarrow \pm \frac{b}{a}x$ as $|x|$ grows large. Thus $y = \pm \frac{b}{a}x$ are the asymptotes to the graph as predicted and our choice of labels for the endpoints of the conjugate axis is justified. In our equation of the hyperbola we can substitute $a^2 - c^2 = -b^2$ which yields

$$\begin{aligned} (a^2 - c^2)x^2 + a^2y^2 &= a^2(a^2 - c^2) \\ -b^2x^2 + a^2y^2 &= -a^2b^2 \\ \frac{x^2}{a^2} - \frac{y^2}{b^2} &= 1 \end{aligned}$$

The equation above is for a hyperbola whose center is the origin and which opens to the left and right. If the hyperbola were centered at a point (h, k) , we would get the following.

EQUATION 7.6. The Standard Equation of a Horizontal^a Hyperbola For positive numbers a and b , the equation of a horizontal hyperbola with center (h, k) is

$$\frac{(x - h)^2}{a^2} - \frac{(y - k)^2}{b^2} = 1$$

^aThat is, a hyperbola whose branches open to the left and right

If the roles of x and y were interchanged, then the hyperbola's branches would open upwards and downwards and we would get a 'vertical' hyperbola.

EQUATION 7.7. The Standard Equation of a Vertical Hyperbola For positive numbers a and b , the equation of a vertical hyperbola with center (h, k) is:

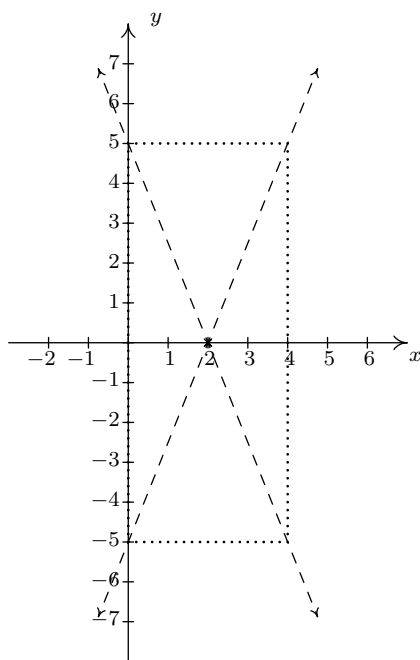
$$\frac{(y - k)^2}{b^2} - \frac{(x - h)^2}{a^2} = 1$$

The values of a and b determine how far in the x and y directions, respectively, one counts from the center to determine the rectangle through which the asymptotes pass. In both cases, the distance

from the center to the foci, c , as seen in the derivation, can be found by the formula $c = \sqrt{a^2 + b^2}$. Lastly, note that we can quickly distinguish the equation of a hyperbola from that of a circle or ellipse because the hyperbola formula involves a **difference** of squares where the circle and ellipse formulas both involve the **sum** of squares.

EXAMPLE 7.5.1. Graph the equation $\frac{(x-2)^2}{4} - \frac{y^2}{25} = 1$. Find the center, the lines which contain the transverse and conjugate axes, the vertices, the foci and the equations of the asymptotes.

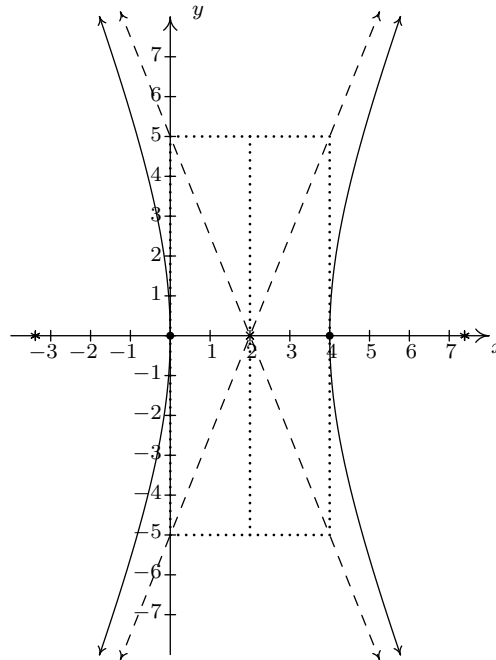
SOLUTION. We first see that this equation is given to us in the standard form of Equation 7.6. Here $x-h$ is $x-2$ so $h=2$, and $y-k$ is y so $k=0$. Hence, our hyperbola is centered at $(2,0)$. We see that $a^2=4$ so $a=2$, and $b^2=25$ so $b=5$. This means we move 2 units to the left and right of the center and 5 units up and down from the center to arrive at points on the guide rectangle. The asymptotes pass through the center of the hyperbola as well as the corners of the rectangle. This yields the following set up.



Since the y^2 term is being subtracted from the x^2 term, we know that the branches of the hyperbola open to the left and right. This means that the transverse axis lies along the x -axis. Hence, the conjugate axis lies along the vertical line $x=2$. Since the vertices of the hyperbola are where the hyperbola intersects the transverse axis, we get that the vertices are 2 units to the left and right of $(2,0)$ at $(0,0)$ and $(4,0)$. To find the foci, we need $c = \sqrt{a^2 + b^2} = \sqrt{4 + 25} = \sqrt{29}$. Since the foci lie on the transverse axis, we move $\sqrt{29}$ units to the left and right of $(2,0)$ to arrive at $(2 - \sqrt{29}, 0)$ (approximately $(-3.39, 0)$) and $(2 + \sqrt{29}, 0)$ (approximately $(7.39, 0)$). To determine the equations of the asymptotes, recall that the asymptotes go through the center of the hyperbola, $(2,0)$, as well as the corners of guide rectangle, so they have slopes of $\pm \frac{b}{a} = \pm \frac{5}{2}$. Using the point-slope equation of a line, Equation 2.2, yields

$$y = \pm \frac{5}{2}(x - 2) + 0,$$

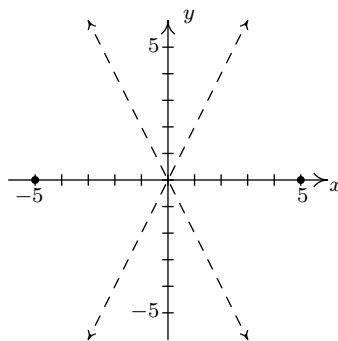
so we get $y = \frac{5}{2}x - 5$ and $y = -\frac{5}{2}x + 5$. Putting it all together, we get



□

EXAMPLE 7.5.2. Find the equation of the hyperbola with asymptotes $y = \pm 2x$ and vertices $(\pm 5, 0)$.

SOLUTION. Plotting the data given to us, we have



This graph not only tells us that the branches of the hyperbola open to the left and to the right, it also tells us that the center is $(0, 0)$. Hence, our standard form is

$$\frac{x^2}{a^2} - \frac{y^2}{b^2} = 1.$$

Since the vertices are $(\pm 5, 0)$, we have $a = 5$ so $a^2 = 25$. In order to determine b^2 , we recall that the slopes of the asymptotes are $\pm \frac{b}{a}$. Since $a = 5$ and the slope of the line $y = 2x$ is 2, we have that $\frac{b}{5} = 2$, so $b = 10$. Hence, $b^2 = 100$ and our final answer is

$$\frac{x^2}{25} - \frac{y^2}{100} = 1$$

□

As with the other conic sections, an equation whose graph is a hyperbola may be given in a form other than the standard forms in Equations 7.6 or 7.7. In those cases, as with conic sections which have come before, we will need to massage the given equation into one of the forms in Equations 7.6 or 7.7.

To Write the Equation of a Hyperbola in Standard Form

1. Group the same variables together on one side of the equation and position the constant on the other side
2. Complete the square in both variables as needed
3. Divide both sides by the constant term so that the constant on the other side of the equation becomes 1

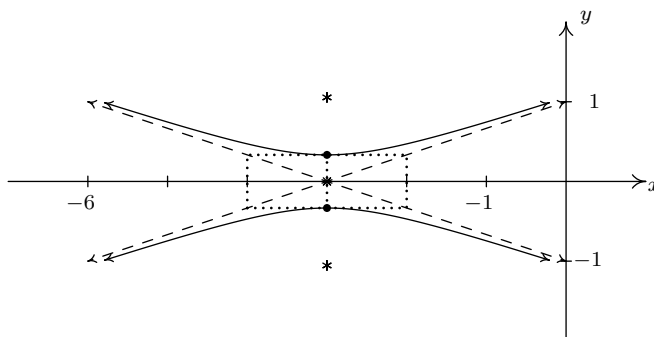
EXAMPLE 7.5.3. Consider the equation $9y^2 - x^2 - 6x = 10$. Put this equation in to standard form and graph. Find the center, the lines which contain the transverse and conjugate axes, the vertices, the foci, and the equations of the asymptotes.

SOLUTION. We need only complete the square on the x , and then divide, if necessary, to get the right-hand side equal to 1.

$$\begin{aligned} 9y^2 - x^2 - 6x &= 10 \\ 9y^2 - 1(x^2 + 6x) &= 10 \\ 9y^2 - (x^2 + 6x + 9) &= 10 - 1(9) \\ 9y^2 - (x + 3)^2 &= 1 \\ \frac{y^2}{\frac{1}{9}} - \frac{(x + 3)^2}{1} &= 1 \end{aligned}$$

Now that this equation is in the standard form of Equation 7.7, we see that $x - h$ is $x + 3$ so $h = -3$, and $y - k$ is y so $k = 0$. Hence, our hyperbola is centered at $(-3, 0)$. We find that $a^2 = 1$ so $a = 1$, and $b^2 = \frac{1}{9}$ so $b = \frac{1}{3}$. This means that we move 1 unit to the left and right of the center and $1/3$ units up and down from the center to arrive at points on the guide rectangle. Since the x^2 term is being subtracted from the y^2 term, we know the branches of the hyperbola open upwards and downwards. This means the transverse axis lies along the vertical line $x = -3$ and the conjugate axis lies along the x -axis. Since the vertices of the hyperbola are where the hyperbola intersects the transverse axis, we get that the vertices are $\frac{1}{3}$ of a unit above and below $(-3, 0)$ at

$(-3, \frac{1}{3})$ and $(-3, -\frac{1}{3})$. To find the foci, we need $c = \sqrt{a^2 + b^2} = \sqrt{\frac{1}{9} + 1} = \frac{\sqrt{10}}{3}$. Since the foci lie on the transverse axis, we move $\frac{\sqrt{10}}{3}$ units above and below $(-3, 0)$ to arrive at $(-3, \frac{\sqrt{10}}{3})$ and $(-3, -\frac{\sqrt{10}}{3})$. To determine the asymptotes, recall that the asymptotes go through the center of the hyperbola, $(-3, 0)$, as well as the corners of guide rectangle, so they have slopes of $\pm \frac{b}{a} = \pm \frac{1}{3}$. Using the point-slope equation of a line, Equation 2.2, we get $y = \frac{1}{3}x + 1$ and $y = -\frac{1}{3}x - 1$. Putting it all together, we get



□

Hyperbolas can be used in positioning problems, as the next example illustrates.

EXAMPLE 7.5.4. Jeff is stationed 10 miles due west of Carl in an otherwise empty forest in an attempt to locate an elusive Sasquatch. At the stroke of midnight, Jeff records a Sasquatch call 9 seconds earlier than Carl. If the speed of sound that night is 760 miles per hour, determine a hyperbolic path along which Sasquatch must be located.

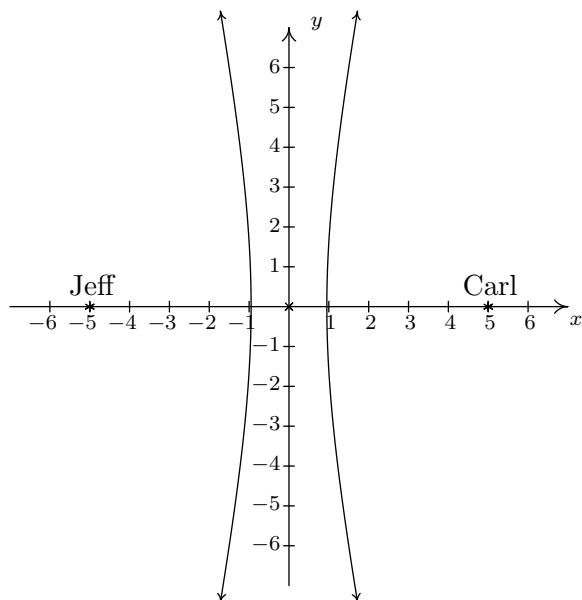
SOLUTION. Since Jeff hears Sasquatch sooner, it is closer to Jeff than it is to Carl. Since the speed of sound is 760 miles per hour, we can determine how much closer Sasquatch is to Jeff by multiplying

$$760 \frac{\text{miles}}{\text{hour}} \times \frac{1 \text{ hour}}{3600 \text{ seconds}} \times 9 \text{ seconds} = 1.9 \text{ miles}$$

This means that Sasquatch is 1.9 miles closer to Jeff than it is to Carl. In other words, Sasquatch must lie on a path where

$$(\text{the distance to Carl}) - (\text{the distance to Jeff}) = 1.9$$

This is exactly the situation in the definition of a hyperbola, Definition 7.6. In this case, Jeff and Carl are located at the foci, and our fixed distance d is 1.9. For simplicity, we assume the hyperbola is centered at $(0, 0)$ with its foci at $(-5, 0)$ and $(5, 0)$. Schematically, we have



We are seeking a curve of the form $\frac{x^2}{a^2} - \frac{y^2}{b^2} = 1$ in which the distance from the center to each focus is $c = 5$. As we saw in the derivation of the standard equation of the hyperbola, Equation 7.6, $d = 2a$, so that $2a = 1.9$, or $a = 0.95$ and $a^2 = 0.9025$. All that remains is to find b^2 . To that end, we recall that $a^2 + b^2 = c^2$ so $b^2 = c^2 - a^2 = 25 - 0.9025 = 24.0975$. Since Sasquatch is closer to Jeff than it is to Carl, it must be on the western (left hand) branch of $\frac{x^2}{0.9025} - \frac{y^2}{24.0975} = 1$. \square

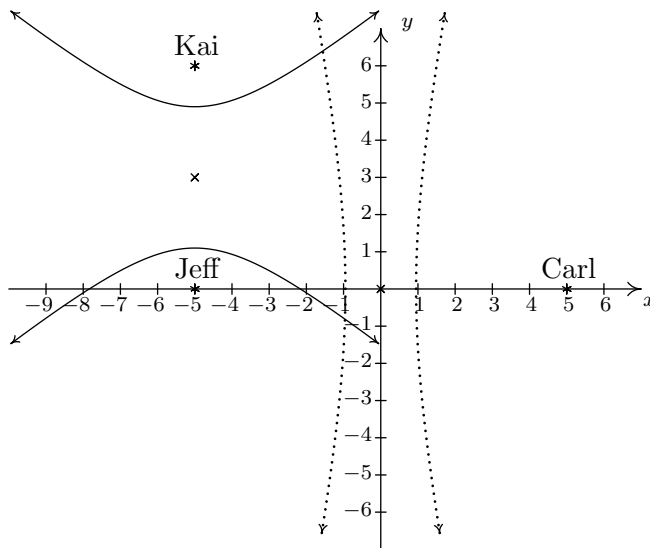
In our previous example, we did not have enough information to pin down the exact location of Sasquatch. To accomplish this, we would need a third observer.

EXAMPLE 7.5.5. By a stroke of luck, Kai was also camping in the woods during the events of the previous example. He was located 6 miles due north of Jeff and heard the Sasquatch call 18 seconds after Jeff did. Use this added information to locate Sasquatch.

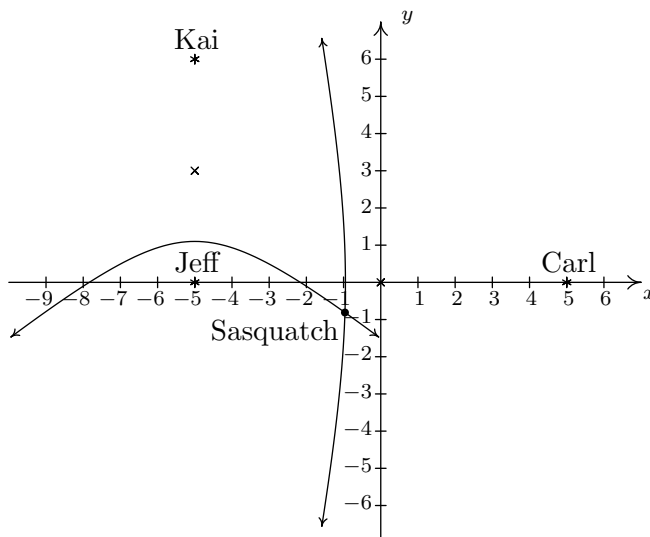
SOLUTION. Kai and Jeff are now the foci of a second hyperbola where the fixed distance d can be determined as before

$$760 \frac{\text{miles}}{\text{hour}} \times \frac{1 \text{ hour}}{3600 \text{ seconds}} \times 18 \text{ seconds} = 3.8 \text{ miles}$$

Since Jeff was positioned at $(-5, 0)$, we place Kai at $(-5, 6)$. This puts the center of the new hyperbola at $(-5, 3)$. Plotting Kai's position and the new center gives us



The second hyperbola is vertical, so it must be of the form $\frac{(y-3)^2}{b^2} - \frac{(x+5)^2}{a^2} = 1$. As before, the distance d is the length of the major axis, which in this case is $2b$. We get $2b = 3.8$ so that $b = 1.9$ and $b^2 = 3.61$. With Kai 6 miles due North of Jeff, we have that the distance from the center to the focus is $c = 3$. Since $a^2 + b^2 = c^2$, we get $a^2 = c^2 - b^2 = 9 - 3.61 = 5.39$. Kai heard the Sasquatch call after Jeff, so Kai is farther from Sasquatch than Jeff. Thus Sasquatch must lie on the southern branch of the hyperbola $\frac{(y-3)^2}{3.61} - \frac{(x+5)^2}{5.39} = 1$. Looking at the western branch of the hyperbola determined by Jeff and Carl along with the southern branch of the hyperbola determined by Kai and Jeff, we see that there is exactly one point in common, and this is where Sasquatch must have been when it called.



To determine the coordinates of this point of intersection exactly, we would need techniques for solving systems of non-linear equations. We will see those later in Section 8.7. A calculator can

be of use in approximating these coordinates using the Intersect command. In order to use this command, however, we first need to solve each of our hyperbolas for y , choose the correct equation to enter into the calculator, and proceed from there. We leave this as an exercise. \square

The procedure outlined in the two previous examples is the basis for LOnG Range Aid to Navigation ([LORAN](#) for short.) While it appears to be losing its popularity due to Global Positioning Satellites (GPS), it remains one of most important applications of hyperbolas.

7.5.1 EXERCISES

1. Graph the hyperbola. Find the center, the lines which contain the transverse and conjugate axes, the vertices, the foci and the equations of the asymptotes.

(a) $\frac{y^2}{9} - \frac{x^2}{16} = 1$

(e) $\frac{(x+1)^2}{9} - \frac{(y-3)^2}{4} = 1$

(b) $\frac{(x-2)^2}{4} - \frac{(y+3)^2}{9} = 1$

(f) $\frac{(y+2)^2}{16} - \frac{(x-5)^2}{20} = 1$

(c) $\frac{(y-3)^2}{11} - \frac{(x-1)^2}{10} = 1$

(d) $\frac{(x+4)^2}{16} - \frac{(y-4)^2}{1} = 1$

(g) $\frac{(x-4)^2}{8} - \frac{(y-2)^2}{18} = 1$

2. Put the equation in standard form. Find the center, the lines which contain the transverse and conjugate axes, the vertices, the foci and the equations of the asymptotes.

(a) $12x^2 - 3y^2 + 30y - 111 = 0$

(c) $9x^2 - 25y^2 - 54x - 50y - 169 = 0$

(b) $18y^2 - 5x^2 + 72y + 30x - 63 = 0$

(d) $-6x^2 + 5y^2 - 24x + 40y + 26 = 0$

3. Find the standard form of the equation of the hyperbola which has the given properties.

(a) Center (3, 7), Vertex (3, 3), Focus (3, 2)

(b) Vertex (0, 1), Vertex (8, 1), Focus (-3, 1)

(c) Foci (0, ±5), Point on curve $\left(2, \frac{3\sqrt{5}}{2}\right)$

(d) Vertex (-10, 5), Asymptotes $y = \pm\frac{1}{2}(x-6) + 5$

4. The graph of a vertical or horizontal hyperbola clearly fails the Vertical Line Test, Theorem 1.1, so the equation of a vertical or horizontal hyperbola does not define y as a function of x .² However, much like with circles, horizontal parabolas and ellipses, we can split a hyperbola into pieces, each of which would indeed represent y as a function of x . With the help of your classmates, use your calculator to graph the hyperbolas given in Exercise 1 above. How many pieces do you need for a vertical hyperbola? How many for a horizontal hyperbola?
5. Use your calculator to find the approximate location of Sasquatch in Example 7.5.5.
6. The location of an earthquake's epicenter – the point on the surface of the Earth directly above where the earthquake actually occurred – can be determined by a process similar to how we located Sasquatch in Example 7.5.5. (As we said back in Exercise 6a in Section 6.1, earthquakes are complicated events and it is not our intent to provide a complete discussion

²We will see later in the text that the graphs of certain rotated hyperbolas pass the Vertical Line Test.

of the science involved in them. Instead, we refer the interested reader to a course in Geology or the U.S. Geological Survey's Earthquake Hazards Program found [here](#).) Our technique works only for relatively small distances because we need to assume the Earth is flat in order to use hyperbolas in the plane.³ The P-waves ("P" stands for Primary) of an earthquake in Sasquatchia travel at 6 kilometers per second.⁴ Station A records the waves first. Then Station B, which is 100 kilometers due north of Station A, records the waves 2 seconds later. Station C, which is 150 kilometers due west of Station A records the waves 3 seconds after that (a total of 5 seconds after Station A). Where is the epicenter?

7. The notion of eccentricity introduced for ellipses in Definition 7.5 in Section 7.4 is the same for hyperbolas in that we can define the eccentricity e of a hyperbola as

$$e = \frac{\text{distance from the center to a focus}}{\text{distance from the center to a vertex}}$$

- (a) With the help of your classmates, explain why $e > 1$ for any hyperbola.
 - (b) Find the equation of the hyperbola with vertices $(\pm 3, 0)$ and eccentricity $e = 2$.
 - (c) With the help of your classmates, find the eccentricity of each of the hyperbolas in number 1. What role does eccentricity play in the shape of the graphs?
8. With the help of your classmates, research the shape of cooling towers for nuclear power plants and other ways hyperbolas have been used in architecture and design.
 9. With the help of your classmates, research the Cassegrain Telescope. It uses the reflective property of the hyperbola as well as that of the parabola to make an ingenious telescope.
 10. With the help of your classmates show that if $Ax^2 + Cy^2 + Dx + Ey + F = 0$ determines a non-degenerate conic⁵ then
 - $AC < 0$ means that the graph is a hyperbola
 - $AC = 0$ means that the graph is a parabola
 - $AC > 0$ means that the graph is an ellipse or circle

NOTE: This result will be generalized in Theorem 11.11 in Section 11.6.1.

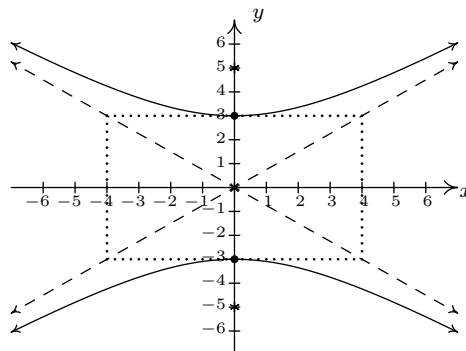
³Back in the Exercises in Section 1.1 you were asked to research people who believe the world is flat. What did you discover?

⁴Depending on the composition of the crust at a specific location, P-waves can travel between 5 kps and 8 kps.

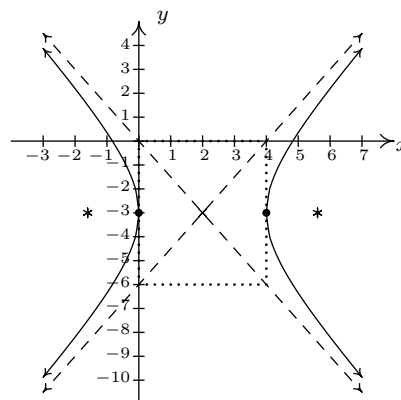
⁵Recall that this means its graph is either a circle, parabola, ellipse or hyperbola.

7.5.2 ANSWERS

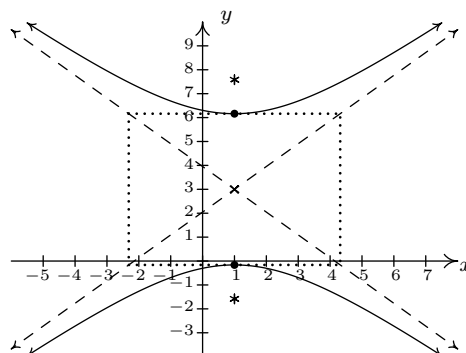
1. (a) $\frac{y^2}{9} - \frac{x^2}{16} = 1$

Center $(0, 0)$ Transverse axis on $x = 0$ Conjugate axis on $y = 0$ Vertices $(0, 3), (0, -3)$ Foci $(0, 5), (0, -5)$ Asymptotes $y = \pm \frac{3}{4}x$ 

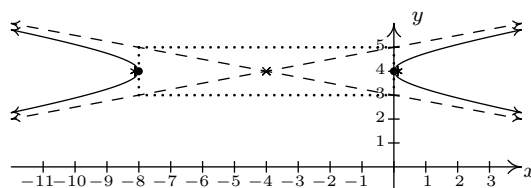
(b) $\frac{(x-2)^2}{4} - \frac{(y+3)^2}{9} = 1$

Center $(2, -3)$ Transverse axis on $y = -3$ Conjugate axis on $x = 2$ Vertices $(0, -3), (4, -3)$ Foci $(2 + \sqrt{13}, -3), (2 - \sqrt{13}, -3)$ Asymptotes $y = \pm \frac{3}{2}(x - 2) - 3$ 

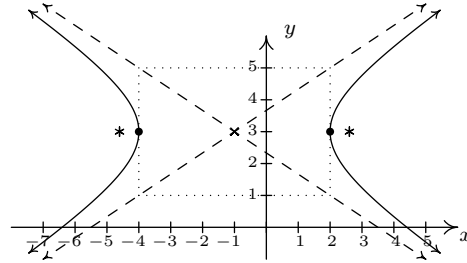
(c) $\frac{(y-3)^2}{11} - \frac{(x-1)^2}{10} = 1$

Center $(1, 3)$ Transverse axis on $x = 1$ Conjugate axis on $y = 3$ Vertices $(1, 3 + \sqrt{10}), (1, 3 - \sqrt{10})$ Foci $(1, 3 + \sqrt{21}), (1, 3 - \sqrt{21})$ Asymptotes $y = \pm \frac{\sqrt{110}}{11}(x - 1) + 3$ 

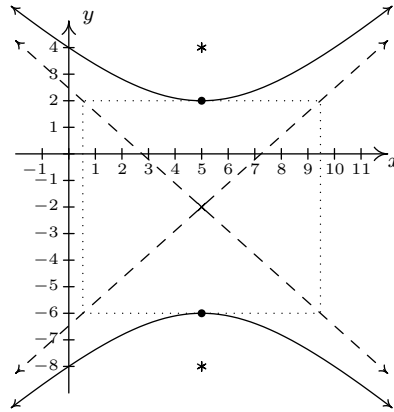
(d) $\frac{(x+4)^2}{16} - \frac{(y-4)^2}{1} = 1$

Center $(-4, 4)$ Transverse axis on $y = 4$ Conjugate axis on $x = -4$ Vertices $(-8, 4), (0, 4)$ Foci $(-4 + \sqrt{17}, 4), (-4 - \sqrt{17}, 4)$ Asymptotes $y = \pm \frac{1}{4}(x + 4) + 4$ 

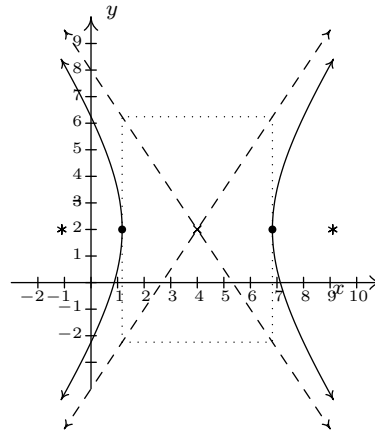
- (e) $\frac{(x+1)^2}{9} - \frac{(y-3)^2}{4} = 1$
 Center $(-1, 3)$
 Transverse axis on $y = 3$
 Conjugate axis on $x = -1$
 Vertices $(2, 3), (-4, 3)$
 Foci $(-1 + \sqrt{13}, 3), (-1 - \sqrt{13}, 3)$
 Asymptotes $y = \pm \frac{2}{3}(x+1) + 3$



- (f) $\frac{(y+2)^2}{16} - \frac{(x-5)^2}{20} = 1$
 Center $(5, -2)$
 Transverse axis on $x = 5$
 Conjugate axis on $y = -2$
 Vertices $(5, 2), (5, -6)$
 Foci $(5, 4), (5, -8)$
 Asymptotes $y = \pm \frac{2\sqrt{5}}{5}(x-5) - 2$



- (g) $\frac{(x-4)^2}{8} - \frac{(y-2)^2}{18} = 1$
 Center $(4, 2)$
 Transverse axis on $y = 2$
 Conjugate axis on $x = 4$
 Vertices $(4 + 2\sqrt{2}, 2), (4 - 2\sqrt{2}, 2)$
 Foci $(4 + \sqrt{26}, 2), (4 - \sqrt{26}, 2)$
 Asymptotes $y = \pm \frac{3}{2}(x-4) + 2$



2. (a) $\frac{x^2}{3} - \frac{(y-5)^2}{12} = 1$

- Center $(0, 5)$
 Transverse axis on $y = 5$
 Conjugate axis on $x = 0$
 Vertices $(\sqrt{3}, 5), (-\sqrt{3}, 5)$
 Foci $(\sqrt{15}, 5), (-\sqrt{15}, 5)$
 Asymptotes $y = \pm 2x + 5$

(b) $\frac{(y+2)^2}{5} - \frac{(x-3)^2}{18} = 1$

- Center $(3, -2)$
 Transverse axis on $x = 3$
 Conjugate axis on $y = -2$
 Vertices $(3, -2 + \sqrt{5}), (3, -2 - \sqrt{5})$
 Foci $(3, -2 + \sqrt{23}), (3, -2 - \sqrt{23})$
 Asymptotes $y = \pm \frac{\sqrt{10}}{6}(x-3) - 2$

$$(c) \frac{(x-3)^2}{25} - \frac{(y+1)^2}{9} = 1$$

Center $(3, -1)$ Transverse axis on $y = -1$ Conjugate axis on $x = 3$ Vertices $(8, -1), (-2, -1)$ Foci $(3 + \sqrt{34}, -1), (3 - \sqrt{34}, -1)$ Asymptotes $y = \pm \frac{3}{5}(x-3) - 1$

$$(d) \frac{(y+4)^2}{6} - \frac{(x+2)^2}{5} = 1$$

Center $(-2, -4)$ Transverse axis on $x = -2$ Conjugate axis on $y = -4$ Vertices $(-2, -4 + \sqrt{6}), (-2, -4 - \sqrt{6})$ Foci $(-2, -4 + \sqrt{11}), (-2, -4 - \sqrt{11})$ Asymptotes $y = \pm \frac{\sqrt{30}}{5}(x+2) - 4$

$$3. (a) \frac{(y-7)^2}{16} - \frac{(x-3)^2}{9} = 1$$

$$(b) \frac{(x-4)^2}{16} - \frac{(y-1)^2}{33} = 1$$

$$(c) \frac{y^2}{9} - \frac{x^2}{16} = 1$$

$$(d) \frac{(x-6)^2}{256} - \frac{(y-5)^2}{64} = 1$$

5. Sasquatch is located at the point $(-0.9629, -0.8113)$.

6. By placing Station A at $(0, -50)$ and Station B at $(0, 50)$, the two second time difference yields the hyperbola $\frac{y^2}{36} - \frac{x^2}{2464} = 1$ with foci A and B and center $(0, 0)$. Placing Station C at $(-150, -50)$ and using foci A and C gives us a center of $(-75, -50)$ and the hyperbola $\frac{(x+75)^2}{225} - \frac{(y+50)^2}{5400} = 1$. The point of intersection of these two hyperbolas which is closer to A than B and closer to A than C is $(-57.8444, -9.21336)$ so that is the epicenter.

$$7. (b) \frac{x^2}{9} - \frac{y^2}{27} = 1.$$

CHAPTER 8

SYSTEMS OF EQUATIONS AND MATRICES

8.1 SYSTEMS OF LINEAR EQUATIONS: GAUSSIAN ELIMINATION

Up until now, when we concerned ourselves with solving different types of equations there was only one equation to solve at a time. Given an equation $f(x) = g(x)$, we could check our solutions geometrically by finding where the graphs of $y = f(x)$ and $y = g(x)$ intersect. The x -coordinates of these intersection points correspond to the solutions to the equation $f(x) = g(x)$, and the y -coordinates were largely ignored. If we modify the problem and ask for the intersection points of the graphs of $y = f(x)$ and $y = g(x)$, where both the solution to x and y are of interest, we have what is known as a **system of equations**, usually written as

$$\begin{cases} y = f(x) \\ y = g(x) \end{cases}$$

The ‘curly bracket’ notation means we are to find all **pairs** of points (x, y) which satisfy **both** equations. We begin our study of systems of equations by reviewing some basic notions from Intermediate Algebra.

DEFINITION 8.1. A **linear equation in two variables** is an equation of the form $a_1x + a_2y = c$ where a_1 , a_2 and c are real numbers and at least one of a_1 and a_2 is nonzero.

For reasons which will become clear later in the section, we are using subscripts in Definition 8.1 to indicate different, but fixed, real numbers and those subscripts have no mathematical meaning beyond that. For example, $3x - \frac{y}{2} = 0.1$ is a linear equation in two variables with $a_1 = 3$, $a_2 = -\frac{1}{2}$ and $c = 0.1$. We can also consider $x = 5$ to be a linear equation in two variables by identifying $a_1 = 1$, $a_2 = 0$, and $c = 5$.¹ If a_1 and a_2 are both 0, then depending on c , we get either an equation which is *always* true, called an **identity**, or an equation which is *never* true, called a **contradiction**. (If $c = 0$, then we get $0 = 0$, which is always true. If $c \neq 0$, then we’d have $0 \neq 0$, which is never true.) Even though identities and contradictions have a large role to play

¹Critics may argue that $x = 5$ is clearly an equation in one variable. It can also be considered an equation in 117 variables with the coefficients of 116 variables set to 0. As with many conventions in Mathematics, the context will clarify the situation.

in the upcoming sections, we do not consider them linear equations. The key to identifying linear equations is to note that the variables involved are to the first power and that the coefficients of the variables are numbers. Some examples of equations which are non-linear are $x^2 + y = 1$, $xy = 5$ and $e^{2x} + \ln(y) = 1$. We leave it to the reader to explain why these do not satisfy Definition 8.1. From what we know from Sections 1.2 and 2.1, the graphs of linear equations are lines. If we couple two or more linear equations together, in effect to find the points of intersection of two or more lines, we obtain a **system of linear equations in two variables**. Our first example reviews some of the basic techniques first learned in Intermediate Algebra.

EXAMPLE 8.1.1. Solve the following systems of equations. Check your answer algebraically and graphically.

$$1. \begin{cases} 2x - y = 1 \\ y = 3 \end{cases}$$

$$3. \begin{cases} \frac{x}{3} - \frac{4y}{5} = \frac{7}{5} \\ \frac{2x}{9} + \frac{y}{3} = \frac{1}{2} \end{cases}$$

$$5. \begin{cases} 6x + 3y = 9 \\ 4x + 2y = 12 \end{cases}$$

$$2. \begin{cases} 3x + 4y = -2 \\ -3x - y = 5 \end{cases}$$

$$4. \begin{cases} 2x - 4y = 6 \\ 3x - 6y = 9 \end{cases}$$

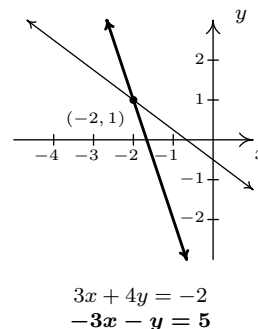
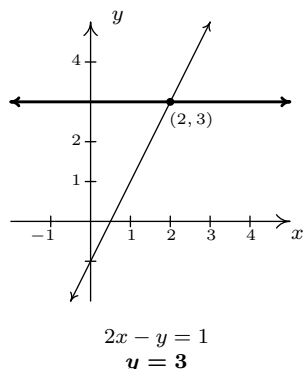
$$6. \begin{cases} x - y = 0 \\ x + y = 2 \\ -2x + y = -2 \end{cases}$$

SOLUTION.

- Our first system is nearly solved for us. The second equation tells us that $y = 3$. To find the corresponding value of x , we **substitute** this value for y into the the first equation to obtain $2x - 3 = 1$, so that $x = 2$. Our solution to the system is $(2, 3)$. To check this algebraically, we substitute $x = 2$ and $y = 3$ into each equation and see that they are satisfied. We see $2(2) - 3 = 1$, and $3 = 3$, as required. To check our answer graphically, we graph the lines $2x - y = 1$ and $y = 3$ and verify that they intersect at $(2, 3)$.
- To solve the second system, we use the **addition** method to **eliminate** the variable x . We take the two equations as given and ‘add equals to equals’ to obtain

$$\begin{array}{r} 3x + 4y = -2 \\ + \quad (-3x - y = 5) \\ \hline 3y = 3 \end{array}$$

This gives us $y = 1$. We now substitute $y = 1$ into either of the two equations, say $-3x - y = 5$, to get $-3x - 1 = 5$ so that $x = -2$. Our solution is $(-2, 1)$. Substituting $x = -2$ and $y = 1$ into the first equation gives $3(-2) + 4(1) = -2$, which is true, and, likewise, when we check $(-2, 1)$ in the second equation, we get $-3(-2) - 1 = 5$, which is also true. Geometrically, the lines $3x + 4y = -2$ and $-3x - y = 5$ intersect at $(-2, 1)$.



3. The equations in the third system are more approachable if we clear denominators. We multiply both sides of the first equation by 15 and both sides of the second equation by 18 to obtain the kinder, gentler system

$$\begin{cases} 5x - 12y = 21 \\ 4x + 6y = 9 \end{cases}$$

Adding these two equations directly fails to eliminate either of the variables, but we note that if we multiply the first equation by 4 and the second by -5 , we will be in a position to eliminate the x term

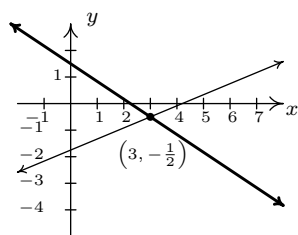
$$\begin{array}{r} 20x - 48y = 84 \\ + \quad (-20x - 30y = -45) \\ \hline -78y = 39 \end{array}$$

From this we get $y = -\frac{1}{2}$. We can temporarily avoid too much unpleasantness by choosing to substitute $y = -\frac{1}{2}$ into one of the equivalent equations we found by clearing denominators, say into $5x - 12y = 21$. We get $5x + 6 = 21$ which gives $x = 3$. Our answer is $(3, -\frac{1}{2})$. At this point, we have no choice – in order to check an answer algebraically, we must see if the answer satisfies both of the *original* equations, so we substitute $x = 3$ and $y = -\frac{1}{2}$ into both $\frac{x}{3} - \frac{4y}{5} = \frac{7}{5}$ and $\frac{2x}{9} + \frac{y}{3} = \frac{1}{2}$. We leave it to the reader to verify that the solution is correct. Graphing both of the lines involved with considerable care yields an intersection point of $(3, -\frac{1}{2})$.

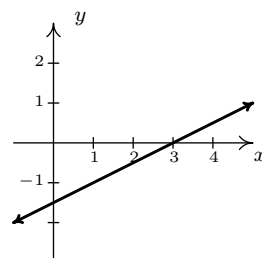
4. An eerie calm settles over us as we cautiously approach our fourth system. Do its friendly integer coefficients belie something more sinister? We note that if we multiply both sides of the first equation by 3 and the both sides of the second equation by -2 , we are ready to eliminate the x

$$\begin{array}{r} 6x - 12y = 18 \\ + \quad (-6x + 12y = -18) \\ \hline 0 = 0 \end{array}$$

We eliminated not only the x , but the y as well and we are left with the identity $0 = 0$. This means that these two different linear equations are, in fact, equivalent. In other words, if an ordered pair (x, y) satisfies the equation $2x - 4y = 6$, it *automatically* satisfies the equation $3x - 6y = 9$. One way to describe the solution set to this system is to use the roster method² and write $\{(x, y) : 2x - 4y = 6\}$. While this is correct (and corresponds exactly to what's happening graphically, as we shall see shortly), we take this opportunity to introduce the notion of a **parametric solution**. Our first step is to solve $2x - 4y = 6$ for one of the variables, say $y = \frac{1}{2}x - \frac{3}{2}$. For each value of x , the formula $y = \frac{1}{2}x - \frac{3}{2}$ determines the corresponding y -value of a solution. Since we have no restriction on x , it is called a **free variable**. We let $x = t$, a so-called 'parameter', and get $y = \frac{1}{2}t - \frac{3}{2}$. Our set of solutions can then be described as $\{(t, \frac{1}{2}t - \frac{3}{2}) : -\infty < t < \infty\}$.³ For specific values of t , we can generate solutions. For example, $t = 0$ gives us the solution $(0, -\frac{3}{2})$; $t = 117$ gives us $(117, 57)$, and while we can readily check each of these particular solutions satisfy both equations, the question is how do we check our general answer algebraically? Same as always. We claim that for any real number t , the pair $(t, \frac{1}{2}t - \frac{3}{2})$ satisfies both equations. Substituting $x = t$ and $y = \frac{1}{2}t - \frac{3}{2}$ into $2x - 4y = 6$ gives $2t - 4(\frac{1}{2}t - \frac{3}{2}) = 6$. Simplifying, we get $2t - 2t + 6 = 6$, which is always true. Similarly, when we make these substitutions in the equation $3x - 6y = 9$, we get $3t - 6(\frac{1}{2}t - \frac{3}{2}) = 9$ which reduces to $3t - 3t + 9 = 9$, so it checks out, too. Geometrically, $2x - 4y = 6$ and $3x - 6y = 9$ are the same line, which means that they intersect at every point on their graphs. The reader is encouraged to think about how our parametric solution says exactly that.



$$\begin{array}{l} \frac{x}{3} - \frac{4y}{5} = \frac{7}{5} \\ \frac{2x}{9} + \frac{y}{3} = \frac{1}{2} \end{array}$$



$$\begin{array}{l} 2x - 4y = 6 \\ 3x - 6y = 9 \\ \text{(Same line.)} \end{array}$$

²See Section 1.2 for a review of this.

³Note that we could have just as easily chosen to solve $2x - 4y = 6$ for x to obtain $x = 2y + 3$. Letting y be the parameter t , we have that for any value of t , $x = 2t + 3$, which gives $\{(2t + 3, t) : -\infty < t < \infty\}$. There is no one correct way to parameterize the solution set, which is why it is always best to check your answer.

5. Multiplying both sides of the first equation by 2 and the both sides of the second equation by -3 , we set the stage to eliminate x

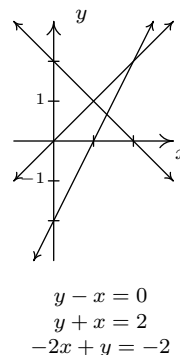
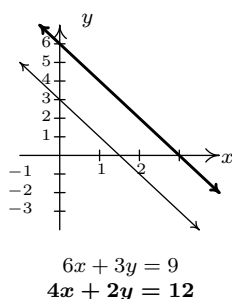
$$\begin{array}{r} 12x + 6y = 18 \\ + \quad (-12x - 6y = -36) \\ \hline 0 = -18 \end{array}$$

As in the previous example, both x and y dropped out of the equation, but we are left with an irrevocable contradiction, $0 = -18$. This tells us that it is impossible to find a pair (x, y) which satisfies both equations; in other words, the system has no solution. Graphically, we see that the lines $6x + 3y = 9$ and $4x + 2y = 12$ are distinct and parallel, and as such do not intersect.

6. We can begin to solve our last system by adding the first two equations

$$\begin{array}{r} x - y = 0 \\ + \quad (x + y = 2) \\ \hline 2x = 2 \end{array}$$

which gives $x = 1$. Substituting this into the first equation gives $1 - y = 0$ so that $y = 1$. We seem to have determined a solution to our system, $(1, 1)$. While this checks in the first two equations, when we substitute $x = 1$ and $y = 1$ into the third equation, we get $-2(1) + (1) = -2$ which simplifies to the contradiction $-1 = -2$. Graphing the lines $x - y = 0$, $x + y = 2$, and $-2x + y = -2$, we see that the first two lines do, in fact, intersect at $(1, 1)$, however, all three lines never intersect at the same point simultaneously, which is what is required if a solution to the system is to be found.



□

A few remarks about Example 8.1.1 are in order. It is clear that some systems of equations have solutions, and some do not. Those which have solutions are called **consistent**, those with no

solution are called **inconsistent**. We also distinguish the two different types of behavior among consistent systems. Those which admit free variables are called **dependent**; those with no free variables are called **independent**.⁴ Using this new vocabulary, we classify numbers 1, 2 and 3 in Example 8.1.1 as consistent independent systems, number 4 is consistent dependent, and numbers 5 and 6 are inconsistent.⁵ The system in 6 above is called **overdetermined**, since we have more equations than variables.⁶ Not surprisingly, a system with more variables than equations is called **underdetermined**. While the system in number 6 above is overdetermined and inconsistent, there exist overdetermined consistent systems (both dependent and independent) and we leave it to the reader to think about what is happening algebraically and geometrically in these cases. Likewise, there are both consistent and inconsistent underdetermined systems,⁷ but a consistent underdetermined system of linear equations is necessarily dependent.⁸

In order to move this section beyond a review of Intermediate Algebra, we now define what is meant by a linear equation in n variables.

DEFINITION 8.2. A **linear equation in n variables**, x_1, x_2, \dots, x_n is an equation of the form $a_1x_1 + a_2x_2 + \dots + a_nx_n = c$ where a_1, a_2, \dots, a_n and c are real numbers and at least one of a_1, a_2, \dots, a_n is nonzero.

Instead of using more familiar variables like x, y , and even z and/or w in Definition 8.2, we use subscripts to distinguish the different variables. We have no idea how many variables may be involved, so we use numbers to distinguish them instead of letters. (There is an endless supply of distinct numbers.) As an example, the linear equation $3x_1 - x_2 = 4$ represents the same relationship between the variables x_1 and x_2 as the equation $3x - y = 4$ does between the variables x and y . In addition, just as we cannot combine the terms in the expression $3x - y$, we cannot combine the terms in the expression $3x_1 - x_2$. Coupling more than one linear equation in n variables results in a **system of linear equations in n variables**. When solving these systems, it becomes increasingly important to keep track of what operations are performed to which equations and to develop a strategy based on the kind of manipulations we've already employed. To this end, we first remind ourselves of the maneuvers which can be applied to a system of linear equations that result in an equivalent system.⁹

⁴In the case of systems of linear equations, regardless of the number of equations or variables, consistent independent systems have exactly one solution. The reader is encouraged to think about why this is the case for linear equations in two variables. Hint: think geometrically.

⁵The adjectives 'dependent' and 'independent' apply only to *consistent* systems - they describe the type of solutions.

⁶If we think of each variable being an unknown quantity, then ostensibly, to recover two unknown quantities, we need two pieces of information - i.e., two equations. Having more than two equations suggests we have more information than necessary to determine the values of the unknowns. While this is not necessarily the case, it does explain the choice of terminology 'overdetermined'.

⁷We need more than two variables to give an example of the latter.

⁸Again, experience with systems with more variables helps to see this here, as does a solid course in Linear Algebra.

⁹That is, a system with the same solution set.

THEOREM 8.1. Given a system of equations, the following moves will result in an equivalent system of equations.

- Interchange the position of any two equations.
- Replace an equation with a nonzero multiple of itself.^a
- Replace an equation with itself plus a nonzero multiple of another equation.

^aThat is, an equation which results from multiplying both sides of the equation by the same nonzero number.

We have seen plenty of instances of the second and third moves in Theorem 8.1 when we solved the systems Example 8.1.1. The first move, while it obviously admits an equivalent system, seems silly. Our perception will change as we consider more equations and more variables in this, and later sections.

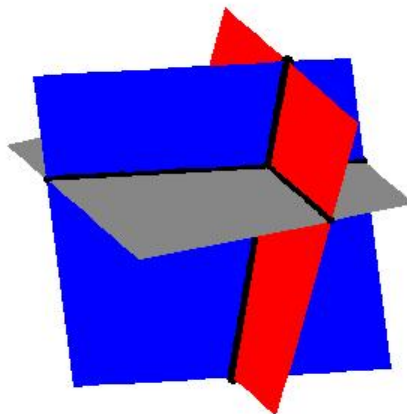
Consider the system of equations

$$\begin{cases} x - \frac{1}{3}y + \frac{1}{2}z = 1 \\ y - \frac{1}{2}z = 4 \\ z = -1 \end{cases}$$

Clearly $z = -1$, and we substitute this into the second equation $y - \frac{1}{2}(-1) = 4$ to obtain $y = \frac{7}{2}$. Finally, we substitute $y = \frac{7}{2}$ and $z = -1$ into the first equation to get $x - \frac{1}{3}(\frac{7}{2}) + \frac{1}{2}(-1) = 1$, so that $x = \frac{8}{3}$. The reader can verify that these values of x , y and z satisfy all three original equations. It is tempting for us to write the solution to this system by extending the usual (x, y) notation to (x, y, z) and list our solution as $(\frac{8}{3}, \frac{7}{2}, -1)$. The question quickly becomes what does an ‘ordered triple’ like $(\frac{8}{3}, \frac{7}{2}, -1)$ represent? Just as ordered pairs are used to locate points on the two-dimensional plane, ordered triples can be used to locate points in space.¹⁰ Moreover, just as equations involving the variables x and y describe graphs of one-dimensional lines and curves in the two-dimensional plane, equations involving variables x , y , and z describe objects called **surfaces** in three-dimensional space. Each of the equations in the above system can be visualized as a plane situated in three-space. Geometrically, the system is trying to find the intersection, or common point, of all three planes. If you imagine three sheets of notebook paper each representing a portion of these planes, you will start to see the complexities involved in how three such planes can intersect. Below is a sketch of the three planes. It turns out that any two of these planes intersect in a line,¹¹ so our intersection point is where all three of these lines meet.

¹⁰You were asked to think about this in Exercise 13 in Section 1.1.

¹¹In fact, these lines are described by the parametric solutions to the systems formed by taking any two of these equations by themselves.



Since the geometry for equations involving more than two variables is complicated, we will focus our efforts on the algebra. Returning to the system

$$\begin{cases} x - \frac{1}{3}y + \frac{1}{2}z = 1 \\ y - \frac{1}{2}z = 4 \\ z = -1 \end{cases}$$

we note the reason it was so easy to solve is that the third equation is solved for z , the second equation involves only y and z , and since the coefficient of y is 1, it makes it easy to solve for y using our known value for z . Lastly, the coefficient of x in the first equation is 1 making it easy to substitute the known values of y and z and then solve for x . We formalize this pattern below for the most general systems of linear equations. Again, we use subscripted variables to describe the general case. The variable with the smallest subscript in a given equation is typically called the **leading variable** of that equation.

DEFINITION 8.3. A system of linear equations with variables x_1, x_2, \dots, x_n is said to be in **triangular form** provided all of the following conditions hold:

1. The subscripts of the variables in each equation are always increasing from left to right.
2. The leading variable in each equation has coefficient 1.
3. The subscript on the leading variable in a given equation is greater than the subscript on the leading variable in the equation above it.
4. Any equation without variables^a cannot be placed above an equation with variables.

^anecessarily an identity or contradiction

In our previous system, if we make the obvious choices $x = x_1$, $y = x_2$, and $z = x_3$, we see that the

system is in triangular form.¹² An example of a more complicated system in triangular form is

$$\begin{cases} x_1 - 4x_3 + x_4 - x_6 = 6 \\ \quad \quad \quad x_2 + 2x_3 = 1 \\ \quad \quad \quad x_4 + 3x_5 - x_6 = 8 \\ \quad \quad \quad \quad \quad x_5 + 9x_6 = 10 \end{cases}$$

Our goal henceforth will be to transform a given system of linear equations into triangular form using the moves in Theorem 8.1.

EXAMPLE 8.1.2. Use Theorem 8.1 to put the following systems into triangular form and then solve the system if possible. Classify each system as consistent independent, consistent dependent, or inconsistent.

$$1. \begin{cases} 3x - y + z = 3 \\ 2x - 4y + 3z = 16 \\ \quad x - y + z = 5 \end{cases} \quad 2. \begin{cases} 2x + 3y - z = 1 \\ \quad \quad 10x - z = 2 \\ \quad 4x - 9y + 2z = 5 \end{cases} \quad 3. \begin{cases} 3x_1 + x_2 + x_4 = 6 \\ \quad 2x_1 + x_2 - x_3 = 4 \\ \quad \quad x_2 - 3x_3 - 2x_4 = 0 \end{cases}$$

SOLUTION.

- For definitiveness, we label the topmost equation in the system $E1$, the equation beneath that $E2$, and so forth. We now attempt to put the system in triangular form using an algorithm known as **Gaussian Elimination**. What this means is that, starting with x , we transform the system so that conditions 2 and 3 in Definition 8.3 are satisfied. Then we move on to the next variable, in this case y , and repeat. Since the variables in all of the equations have a consistent ordering from left to right, our first move is to get an x in $E1$'s spot with a coefficient of 1. While there are many ways to do this, the easiest is to apply the first move listed in Theorem 8.1 and interchange $E1$ and $E3$.

$$\begin{cases} (E1) & 3x - y + z = 3 \\ (E2) & 2x - 4y + 3z = 16 \\ (E3) & x - y + z = 5 \end{cases} \xrightarrow{\text{Switch } E1 \text{ and } E3} \begin{cases} (E1) & x - y + z = 5 \\ (E2) & 2x - 4y + 3z = 16 \\ (E3) & 3x - y + z = 3 \end{cases}$$

To satisfy Definition 8.3, we need to eliminate the x 's from $E2$ and $E3$. We accomplish this by replacing each of them with a sum of themselves and a multiple of $E1$. To eliminate the x from $E2$, we need to multiply $E1$ by -2 then add; to eliminate the x from $E3$, we need to multiply $E1$ by -3 then add. Applying the third move listed in Theorem 8.1 twice, we get

$$\begin{cases} (E1) & x - y + z = 5 \\ (E2) & 2x - 4y + 3z = 16 \\ (E3) & 3x - y + z = 3 \end{cases} \xrightarrow{\substack{\text{Replace } E2 \text{ with } -2E1 + E2 \\ \text{Replace } E3 \text{ with } -3E1 + E3}} \begin{cases} (E1) & x - y + z = 5 \\ (E2) & -2y + z = 6 \\ (E3) & 2y - 2z = -12 \end{cases}$$

¹²If letters are used instead of subscripted variables, Definition 8.3 can be suitably modified using alphabetical order of the variables instead of numerical order on the subscripts of the variables.

Now we enforce the conditions stated in Definition 8.3 for the variable y . To that end we need to get the coefficient of y in $E2$ equal to 1. We apply the second move listed in Theorem 8.1 and replace $E2$ with itself times $-\frac{1}{2}$.

$$\left\{ \begin{array}{l} (E1) \quad x - y + z = 5 \\ (E2) \quad -2y + z = 6 \\ (E3) \quad 2y - 2z = -12 \end{array} \right. \xrightarrow{\text{Replace } E2 \text{ with } -\frac{1}{2}E2} \left\{ \begin{array}{l} (E1) \quad x - y + z = 5 \\ (E2) \quad y - \frac{1}{2}z = -3 \\ (E3) \quad 2y - 2z = -12 \end{array} \right.$$

To eliminate the y in $E3$, we add $-2E2$ to it.

$$\left\{ \begin{array}{l} (E1) \quad x - y + z = 5 \\ (E2) \quad y - \frac{1}{2}z = -3 \\ (E3) \quad 2y - 2z = -12 \end{array} \right. \xrightarrow{\text{Replace } E3 \text{ with } -2E2 + E3} \left\{ \begin{array}{l} (E1) \quad x - y + z = 5 \\ (E2) \quad y - \frac{1}{2}z = -3 \\ (E3) \quad -z = -6 \end{array} \right.$$

Finally, we apply the second move from Theorem 8.1 one last time and multiply $E3$ by -1 to satisfy the conditions of Definition 8.3 for the variable z .

$$\left\{ \begin{array}{l} (E1) \quad x - y + z = 5 \\ (E2) \quad y - \frac{1}{2}z = -3 \\ (E3) \quad -z = -6 \end{array} \right. \xrightarrow{\text{Replace } E3 \text{ with } -1E3} \left\{ \begin{array}{l} (E1) \quad x - y + z = 5 \\ (E2) \quad y - \frac{1}{2}z = -3 \\ (E3) \quad z = 6 \end{array} \right.$$

Now we proceed to substitute. Plugging in $z = 6$ into $E2$ gives $y - 3 = -3$ so that $y = 0$. With $y = 0$ and $z = 6$, $E1$ becomes $x - 0 + 6 = 5$, or $x = -1$. Our solution is $(-1, 0, 6)$. We leave it to the reader to check that substituting the respective values for x , y , and z into the original system results in three identities. Since we have found a solution, the system is consistent; since there are no free variables, it is independent.

- Proceeding as we did in 1, our first step is to get an equation with x in the $E1$ position with 1 as its coefficient. Since there is no easy fix, we multiply $E1$ by $\frac{1}{2}$.

$$\left\{ \begin{array}{l} (E1) \quad 2x + 3y - z = 1 \\ (E2) \quad 10x - z = 2 \\ (E3) \quad 4x - 9y + 2z = 5 \end{array} \right. \xrightarrow{\text{Replace } E1 \text{ with } \frac{1}{2}E1} \left\{ \begin{array}{l} (E1) \quad x + \frac{3}{2}y - \frac{1}{2}z = \frac{1}{2} \\ (E2) \quad 10x - z = 2 \\ (E3) \quad 4x - 9y + 2z = 5 \end{array} \right.$$

Now it's time to take care of the x 's in $E2$ and $E3$.

$$\left\{ \begin{array}{l} (E1) \quad x + \frac{3}{2}y - \frac{1}{2}z = \frac{1}{2} \\ (E2) \quad 10x - z = 2 \\ (E3) \quad 4x - 9y + 2z = 5 \end{array} \right. \xrightarrow{\begin{array}{l} \text{Replace } E2 \text{ with } -10E1 + E2 \\ \text{Replace } E3 \text{ with } -4E1 + E3 \end{array}} \left\{ \begin{array}{l} (E1) \quad x + \frac{3}{2}y - \frac{1}{2}z = \frac{1}{2} \\ (E2) \quad -15y + 4z = -3 \\ (E3) \quad -15y + 4z = 3 \end{array} \right.$$

Our next step is to get the coefficient of y in $E2$ equal to 1. To that end, we have

$$\left\{ \begin{array}{l} (E1) \quad x + \frac{3}{2}y - \frac{1}{2}z = \frac{1}{2} \\ (E2) \quad -15y + 4z = -3 \\ (E3) \quad -15y + 4z = 3 \end{array} \right. \xrightarrow{\text{Replace } E2 \text{ with } -\frac{1}{15}E2} \left\{ \begin{array}{l} (E1) \quad x + \frac{3}{2}y - \frac{1}{2}z = \frac{1}{2} \\ (E2) \quad y - \frac{4}{15}z = \frac{1}{5} \\ (E3) \quad -15y + 4z = 3 \end{array} \right.$$

Finally, we rid $E3$ of y .

$$\left\{ \begin{array}{l} (E1) \quad x + \frac{3}{2}y - \frac{1}{2}z = \frac{1}{2} \\ (E2) \quad y - \frac{4}{15}z = \frac{1}{5} \\ (E3) \quad -15y + 4z = 3 \end{array} \right. \xrightarrow{\text{Replace } E3 \text{ with } 15E2 + E3} \left\{ \begin{array}{l} (E1) \quad x - y + z = 5 \\ (E2) \quad y - \frac{1}{2}z = -3 \\ (E3) \quad 0 = 6 \end{array} \right.$$

The last equation, $0 = 6$, is a contradiction so the system has no solution. According to Theorem 8.1, since this system has no solutions, neither does the original, thus we have an inconsistent system.

3. For our last system, we begin by multiplying $E1$ by $\frac{1}{3}$ to get a coefficient of 1 on x_1 .

$$\left\{ \begin{array}{l} (E1) \quad 3x_1 + x_2 + x_4 = 6 \\ (E2) \quad 2x_1 + x_2 - x_3 = 4 \\ (E3) \quad x_2 - 3x_3 - 2x_4 = 0 \end{array} \right. \xrightarrow{\text{Replace } E1 \text{ with } \frac{1}{3}E1} \left\{ \begin{array}{l} (E1) \quad x_1 + \frac{1}{3}x_2 + \frac{1}{3}x_4 = 2 \\ (E2) \quad 2x_1 + x_2 - x_3 = 4 \\ (E3) \quad x_2 - 3x_3 - 2x_4 = 0 \end{array} \right.$$

Next we eliminate x_1 from $E2$

$$\left\{ \begin{array}{l} (E1) \quad x_1 + \frac{1}{3}x_2 + \frac{1}{3}x_4 = 2 \\ (E2) \quad 2x_1 + x_2 - x_3 = 4 \\ (E3) \quad x_2 - 3x_3 - 2x_4 = 0 \end{array} \right. \xrightarrow{\substack{\text{Replace } E2 \\ \text{with } -2E1 + E2}} \left\{ \begin{array}{l} (E1) \quad x_1 + \frac{1}{3}x_2 + \frac{1}{3}x_4 = 2 \\ (E2) \quad \frac{1}{3}x_2 - x_3 - \frac{2}{3}x_4 = 0 \\ (E3) \quad x_2 - 3x_3 - 2x_4 = 0 \end{array} \right.$$

We switch $E2$ and $E3$ to get a coefficient of 1 for x_2 .

$$\left\{ \begin{array}{l} (E1) \quad x_1 + \frac{1}{3}x_2 + \frac{1}{3}x_4 = 2 \\ (E2) \quad \frac{1}{3}x_2 - x_3 - \frac{2}{3}x_4 = 0 \\ (E3) \quad x_2 - 3x_3 - 2x_4 = 0 \end{array} \right. \xrightarrow{\text{Switch } E2 \text{ and } E3} \left\{ \begin{array}{l} (E1) \quad x_1 + \frac{1}{3}x_2 + \frac{1}{3}x_4 = 2 \\ (E2) \quad x_2 - 3x_3 - 2x_4 = 0 \\ (E3) \quad \frac{1}{3}x_2 - x_3 - \frac{2}{3}x_4 = 0 \end{array} \right.$$

Finally, we eliminate x_2 in $E3$.

$$\left\{ \begin{array}{l} (E1) \quad x_1 + \frac{1}{3}x_2 + \frac{1}{3}x_4 = 2 \\ (E2) \quad x_2 - 3x_3 - 2x_4 = 0 \\ (E3) \quad \frac{1}{3}x_2 - x_3 - \frac{2}{3}x_4 = 0 \end{array} \right. \xrightarrow[\text{with } -\frac{1}{3}E2 + E3]{\text{Replace } E3} \left\{ \begin{array}{l} (E1) \quad x_1 + \frac{1}{3}x_2 + \frac{1}{3}x_4 = 2 \\ (E2) \quad x_2 - 3x_3 - 2x_4 = 0 \\ (E3) \quad 0 = 0 \end{array} \right.$$

Equation $E3$ reduces to $0 = 0$, which is always true. Since we have no equations with x_3 or x_4 as leading variables, they are both free, which means we have a consistent dependent system. We parametrize the solution set by letting $x_3 = s$ and $x_4 = t$ and obtain from $E2$ that $x_2 = 3s + 2t$. Substituting this and $x_4 = t$ into $E1$, we have $x_1 + \frac{1}{3}(3s + 2t) + \frac{1}{3}t = 2$ which gives $x_1 = 2 - s - t$. Our solution is the set $\{(2 - s - t, 2s + 2t, s, t) : -\infty < s, t < \infty\}$.¹³ We leave it to the reader to verify that the substitutions $x_1 = 2 - s - t$, $x_2 = 3s + 2t$, $x_3 = s$ and $x_4 = t$ satisfy the equations in the original system. \square

Like all algorithms, Gaussian Elimination has the advantage of always producing what we need, but it can also be inefficient at times. For example, when solving 2 above, it is clear after we eliminated the x 's in the second step to get the system

$$\left\{ \begin{array}{l} (E1) \quad x + \frac{3}{2}y - \frac{1}{2}z = \frac{1}{2} \\ (E2) \quad -15y + 4z = -3 \\ (E3) \quad -15y + 4z = 3 \end{array} \right.$$

that equations $E2$ and $E3$ when taken together form a contradiction since we have identical left hand sides and different right hand sides. The algorithm takes two more steps to reach this contradiction. We also note that substitution in Gaussian Elimination is delayed until all the elimination is done, thus it gets called **back-substitution**. This may also be inefficient in many cases. Rest assured, the technique of substitution as you may have learned it in Intermediate Algebra will once again take center stage in Section 8.7. Lastly, we note that the system in 3 above is underdetermined, and as it is consistent, we have free variables in our answer. We close this section with a standard 'mixture' type application of systems of linear equations.

EXAMPLE 8.1.3. Lucas needs to create a 500 milliliters (mL) of a 40% acid solution. He has stock solutions of 30% and 90% acid as well as all of the distilled water he wants. Set-up and solve a system of linear equations which determines all of the possible combinations of the stock solutions and water which would produce the required solution.

SOLUTION. We are after three unknowns, the amount (in mL) of the 30% stock solution (which we'll call x), the amount (in mL) of the 90% stock solution (which we'll call y) and the amount (in mL) of water (which we'll call w). We now need to determine some relationships between these variables. Our goal is to produce 500 milliliters of a 40% acid solution. This product has two defining characteristics. First, it must be 500 mL; second, it must be 40% acid. We take each

¹³Here, any choice of s and t will determine a solution which is a point in 4-dimensional space. Yeah, we have trouble visualizing that, too.

of these qualities in turn. First, the total volume of 500 mL must be the sum of the contributed volumes of the two stock solutions and the water. That is

$$\text{amount of 30\% stock solution} + \text{amount of 90\% stock solution} + \text{amount of water} = 500 \text{ mL}$$

Using our defined variables, this reduces to $x + y + w = 500$. Next, we need to make sure the final solution is 40% acid. Since water contains no acid, the acid will come from the stock solutions only. We find 40% of 500 mL to be 200 mL which means the final solution must contain 200 mL of acid. We have

$$\text{amount of acid in 30\% stock solution} + \text{amount of acid 90\% stock solution} = 200 \text{ mL}$$

The amount of acid in x mL of 30% stock is $0.30x$ and the amount of acid in y mL of 90% solution is $0.90y$. We have $0.30x + 0.90y = 200$. Converting to fractions,¹⁴ our system of equations becomes

$$\begin{cases} x + y + w = 500 \\ \frac{3}{10}x + \frac{9}{10}y = 200 \end{cases}$$

We first eliminate the x from the second equation

$$\begin{cases} (E1) & x + y + w = 500 \\ (E2) & \frac{3}{10}x + \frac{9}{10}y = 200 \end{cases} \xrightarrow{\text{Replace } E2 \text{ with } -\frac{3}{10}E1 + E2} \begin{cases} (E1) & x + y + w = 500 \\ (E2) & \frac{3}{5}y - \frac{3}{10}w = 50 \end{cases}$$

Next, we get a coefficient of 1 on the leading variable in $E2$

$$\begin{cases} (E1) & x + y + w = 500 \\ (E2) & \frac{3}{5}y - \frac{3}{10}w = 50 \end{cases} \xrightarrow{\text{Replace } E2 \text{ with } \frac{5}{3}E2} \begin{cases} (E1) & x + y + w = 500 \\ (E2) & y - \frac{1}{2}w = \frac{250}{3} \end{cases}$$

Notice that we have no equation to determine w , and as such, w is free. We set $w = t$ and from $E2$ get $y = \frac{1}{2}t + \frac{250}{3}$. Substituting into $E1$ gives $x + (\frac{1}{2}t + \frac{250}{3}) + t = 500$ so that $x = -\frac{3}{2}t + \frac{1250}{3}$. This system is consistent, dependent and its solution set is $\{(-\frac{3}{2}t + \frac{1250}{3}, \frac{1}{2}t + \frac{250}{3}, t) : -\infty < t < \infty\}$. While this answer checks algebraically, we have neglected to take into account that x , y and w , being amounts of acid and water, need to be nonnegative. That is, $x \geq 0$, $y \geq 0$ and $w \geq 0$. The constraint $x \geq 0$ gives us $-\frac{3}{2}t + \frac{1250}{3} \geq 0$, or $t \leq \frac{2500}{9}$. From $y \geq 0$, we get $\frac{1}{2}t + \frac{250}{3} \geq 0$ or $t \geq -\frac{500}{3}$. The condition $z \geq 0$ yields $t \geq 0$, and we see that when we take the set theoretic intersection of these intervals, we get $0 \leq t \leq \frac{2500}{9}$. Our final answer is $\{(-\frac{3}{2}t + \frac{1250}{3}, \frac{1}{2}t + \frac{250}{3}, t) : 0 \leq t \leq \frac{2500}{9}\}$. Of what practical use is our answer? Suppose there is only 100 mL of the 90% solution remaining and it is due to expire. Can we use all of it to make our required solution? We would have $y = 100$ so that $\frac{1}{2}t + \frac{250}{3} = 100$, and we get $t = \frac{100}{3}$. This means the amount of 30% solution required is $x = -\frac{3}{2}t + \frac{1250}{3} = -\frac{3}{2}(\frac{100}{3}) + \frac{1250}{3} = \frac{1100}{3}$ mL, and for the water, $w = t = \frac{100}{3}$ mL. The reader is invited to check that mixing these three amounts of our constituent solutions produces the required 40% acid mix. \square

¹⁴We do this only because we believe students can use all of the practice with fractions they can get!

8.1.1 EXERCISES

1. Put the following systems of linear equations into triangular form and then solve the system if possible. Classify each system as consistent independent, consistent dependent, or inconsistent.

$$(a) \begin{cases} -5x + y = 17 \\ x + y = 5 \end{cases}$$

$$(b) \begin{cases} x + y + z = 3 \\ 2x - y + z = 0 \\ -3x + 5y + 7z = 7 \end{cases}$$

$$(c) \begin{cases} 4x - y + z = 5 \\ 2y + 6z = 30 \\ x + z = 5 \end{cases}$$

$$(d) \begin{cases} 4x - y + z = 5 \\ 2y + 6z = 30 \\ x + z = 6 \end{cases}$$

$$(e) \begin{cases} x + y + z = -17 \\ y - 3z = 0 \end{cases}$$

$$(f) \begin{cases} x - 2y + 3z = 7 \\ -3x + y + 2z = -5 \\ 2x + 2y + z = 3 \end{cases}$$

$$(g) \begin{cases} 3x - 2y + z = -5 \\ x + 3y - z = 12 \\ x + y + 2z = 0 \end{cases}$$

$$(h) \begin{cases} 2x - y + z = -1 \\ 4x + 3y + 5z = 1 \\ 5y + 3z = 4 \end{cases}$$

$$(i) \begin{cases} x - y + z = -4 \\ -3x + 2y + 4z = -5 \\ x - 5y + 2z = -18 \end{cases}$$

$$(j) \begin{cases} 2x - 4y + z = -7 \\ x - 2y + 2z = -2 \\ -x + 4y - 2z = 3 \end{cases}$$

$$(k) \begin{cases} 2x - y + z = 1 \\ 2x + 2y - z = 1 \\ 3x + 6y + 4z = 9 \end{cases}$$

$$(l) \begin{cases} x - 3y - 4z = 3 \\ 3x + 4y - z = 13 \\ 2x - 19y - 19z = 2 \end{cases}$$

$$(m) \begin{cases} x + y + z = 4 \\ 2x - 4y - z = -1 \\ x - y = 2 \end{cases}$$

$$(n) \begin{cases} x - y + z = 8 \\ 3x + 3y - 9z = -6 \\ 7x - 2y + 5z = 39 \end{cases}$$

$$(o) \begin{cases} 2x - 3y + z = -1 \\ 4x - 4y + 4z = -13 \\ 6x - 5y + 7z = -25 \end{cases}$$

$$(p) \begin{cases} 2x_1 + x_2 - 12x_3 - x_4 = 16 \\ -x_1 + x_2 + 12x_3 - 4x_4 = -5 \\ 3x_1 + 2x_2 - 16x_3 - 3x_4 = 25 \\ x_1 + 2x_2 - 5x_4 = 11 \end{cases}$$

$$(q) \begin{cases} x_1 - x_3 = -2 \\ 2x_2 - x_4 = 0 \\ x_1 - 2x_2 + x_3 = 0 \\ -x_3 + x_4 = 1 \end{cases}$$

$$(r) \begin{cases} x_1 - x_2 - 5x_3 + 3x_4 = -1 \\ x_1 + x_2 + 5x_3 - 3x_4 = 0 \\ x_2 + 5x_3 - 3x_4 = 1 \\ x_1 - 2x_2 - 10x_3 + 6x_4 = -1 \end{cases}$$

2. Find two other forms of the parametric solution to Exercise 1c above by reorganizing the equations so that x or y can be the free variable.
3. At The Old Home Fill'er Up and Keep on a-Truckin' Cafe, Mavis mixes two different types of coffee beans to produce a house blend. The first type costs \$3 per pound and the second costs \$8 per pound. How much of each type does Mavis use to make 50 pounds of a blend which costs \$6 per pound?

4. Skippy has a total of \$10,000 to split between two investments. One account offers 3% simple interest, and the other account offers 8% simple interest. For tax reasons, he can only earn \$500 in interest the entire year. How much money should Skippy invest in each account to earn \$500 in interest for the year?
5. A 10% salt solution is to be mixed with pure water to produce 75 gallons of a 3% salt solution. How much of each are needed?
6. At The Crispy Critter's Head Shop and Patchouli Emporium along with their dried up weeds, sunflower seeds and astrological postcards they sell an herbal tea blend. By weight, Type I herbal tea is 30% peppermint, 40% rose hips and 30% chamomile, Type II has percents 40%, 20% and 40%, respectively, and Type III has percents 35%, 30% and 35%, respectively. How much of each Type of tea is needed to make 2 pounds of a new blend of tea that is equal parts peppermint, rose hips and chamomile?
7. Discuss with your classmates how you would approach Exercise 6 above if they needed to use up a pound of Type I tea to make room on the shelf for a new canister.
8. Discuss with your classmates why it is impossible to mix a 20% acid solution with a 40% acid solution to produce a 60% acid solution. If you were to try to make 100 mL of a 60% acid solution using stock solutions at 20% and 40%, respectively, what would the triangular form of the resulting system look like?

8.1.2 ANSWERS

1. Because triangular form is not unique, we give only one possible answer to that part of the question. Yours may be different and still be correct.

(a)	$\begin{cases} x + y = 5 \\ y = 7 \end{cases}$	Consistent independent Solution $(-2, 7)$
(b)	$\begin{cases} x - \frac{5}{3}y - \frac{7}{3}z = -\frac{7}{3} \\ y + \frac{5}{4}z = 2 \\ z = 0 \end{cases}$	Consistent independent Solution $(1, 2, 0)$
(c)	$\begin{cases} x - \frac{1}{4}y + \frac{1}{4}z = \frac{5}{4} \\ y + 3z = 15 \\ 0 = 0 \end{cases}$	Consistent dependent Solution $(-t + 5, -3t + 15, t)$ for all real numbers t
(d)	$\begin{cases} x - \frac{1}{4}y + \frac{1}{4}z = \frac{5}{4} \\ y + 3z = 15 \\ 0 = 1 \end{cases}$	Inconsistent No solution
(e)	$\begin{cases} x + y + z = -17 \\ y - 3z = 0 \end{cases}$	Consistent dependent Solution $(-4t - 17, 3t, t)$ for all real numbers t
(f)	$\begin{cases} x - 2y + 3z = 7 \\ y - \frac{11}{5}z = -\frac{16}{5} \\ z = 1 \end{cases}$	Consistent independent Solution $(2, -1, 1)$
(g)	$\begin{cases} x + y + 2z = 0 \\ y - \frac{3}{2}z = 6 \\ z = -2 \end{cases}$	Consistent independent Solution $(1, 3, -2)$
(h)	$\begin{cases} x - \frac{1}{2}y + \frac{1}{2}z = -\frac{1}{2} \\ y + \frac{3}{5}z = \frac{3}{5} \\ 0 = 1 \end{cases}$	Inconsistent no solution
(i)	$\begin{cases} x - y + z = -4 \\ y - 7z = 17 \\ z = -2 \end{cases}$	Consistent independent Solution $(1, 3, -2)$
(j)	$\begin{cases} x - 2y + 2z = -2 \\ y = \frac{1}{2} \\ z = 1 \end{cases}$	Consistent independent Solution $(-3, \frac{1}{2}, 1)$

(k)	$\begin{cases} x - \frac{1}{2}y + \frac{1}{2}z = \frac{1}{2} \\ y - \frac{2}{3}z = 0 \\ z = 1 \end{cases}$	Consistent independent Solution $(\frac{1}{3}, \frac{2}{3}, 1)$
(l)	$\begin{cases} x - 3y - 4z = 3 \\ y + \frac{11}{13}z = \frac{4}{13} \\ 0 = 0 \end{cases}$	Consistent dependent Solution $(\frac{19}{13}t + \frac{51}{13}, -\frac{11}{13}t + \frac{4}{13}, t)$ for all real numbers t
(m)	$\begin{cases} x + y + z = 4 \\ y + \frac{1}{2}z = \frac{3}{2} \\ 0 = 1 \end{cases}$	Inconsistent no solution
(n)	$\begin{cases} x - y + z = 8 \\ y - 2z = -5 \\ z = 1 \end{cases}$	Consistent independent Solution $(4, -3, 1)$
(o)	$\begin{cases} x - \frac{3}{2}y + \frac{1}{2}z = -\frac{1}{2} \\ y + z = -\frac{11}{2} \\ 0 = 0 \end{cases}$	Consistent dependent Solution $(-2t - \frac{35}{4}, -t - \frac{11}{2}, t)$ for all real numbers t
(p)	$\begin{cases} x_1 + \frac{2}{3}x_2 - \frac{16}{3}x_3 - x_4 = \frac{25}{3} \\ x_2 + 4x_3 - 3x_4 = 2 \\ 0 = 0 \\ 0 = 0 \end{cases}$	Consistent dependent Solution $(8s - t + 7, -4s + 3t + 2, s, t)$ for all real numbers s and t
(q)	$\begin{cases} x_1 - x_3 = -2 \\ x_2 - \frac{1}{2}x_4 = 0 \\ x_3 - \frac{1}{2}x_4 = 1 \\ x_4 = 4 \end{cases}$	Consistent independent Solution $(1, 2, 3, 4)$
(r)	$\begin{cases} x_1 - x_2 - 5x_3 + 3x_4 = -1 \\ x_2 + 5x_3 - 3x_4 = \frac{1}{2} \\ 0 = 1 \\ 0 = 0 \end{cases}$	Inconsistent No solution

2. If x is the free variable then the solution is $(t, 3t, -t + 5)$ and if y is the free variable then the solution is $(\frac{1}{3}t, t, -\frac{1}{3}t + 5)$.
3. Mavis needs 20 pounds of \$3 per pound coffee and 30 pounds of \$8 per pound coffee.
4. Skippy needs to invest \$6000 in the 3% account and \$4000 in the 8% account.
5. 22.5 gallons of the 10% solution and 52.5 gallons of pure water.
6. $\frac{4}{3} - \frac{1}{2}t$ pounds of Type I, $\frac{2}{3} - \frac{1}{2}t$ pounds of Type II and t pounds of Type III where $0 \leq t \leq \frac{4}{3}$.

8.2 SYSTEMS OF LINEAR EQUATIONS: AUGMENTED MATRICES

In Section 8.1 we introduced Gaussian Elimination as a means of transforming a system of linear equations into triangular form with the ultimate goal of producing an equivalent system of linear equations which is easier to solve. If take a step back and study the process, we see that all of our moves are determined entirely by the *coefficients* of the variables involved, and not the variables themselves. Much the same thing happened when we studied long division in Section 3.2. Just as we developed synthetic division to streamline that process, in this section, we introduce a similar bookkeeping device to help us solve systems of linear equations. To that end, we define a **matrix** as a rectangular array of real numbers. We typically enclose matrices with square brackets, '[' and ']', and we size matrices by the number of rows and columns they have. For example, the **size** (sometimes called the **dimension**) of

$$\begin{bmatrix} 3 & 0 & -1 \\ 2 & -5 & 10 \end{bmatrix}$$

is 2×3 because it has 2 rows and 3 columns. The individual numbers in a matrix are called its **entries** and are usually labeled with double subscripts: the first tells which row the element is in and the second tells which column it is in. The rows are numbered from top to bottom and the columns are numbered from left to right. Matrices themselves are usually denoted by uppercase letters (A, B, C , etc.) while their entries are usually denoted by the corresponding letter. So, for instance, if we have

$$A = \begin{bmatrix} 3 & 0 & -1 \\ 2 & -5 & 10 \end{bmatrix}$$

then $a_{11} = 3$, $a_{12} = 0$, $a_{13} = -1$, $a_{21} = 2$, $a_{22} = -5$, and $a_{23} = 10$. We shall explore matrices as mathematical objects with their own algebra in Section 8.3 and introduce them here solely as a bookkeeping device. Consider the system of linear equations from number 2 in Example 8.1.2

$$\begin{cases} (E1) & 2x + 3y - z = 1 \\ (E2) & 10x - z = 2 \\ (E3) & 4x - 9y + 2z = 5 \end{cases}$$

We encode this system into a matrix by assigning each equation to a corresponding row. Within that row, each variable and the constant gets its own column, and to separate the variables on the left hand side of the equation from the constants on the right hand side, we use a vertical bar, |. Note that in $E2$, since y is not present, we record its coefficient as 0. The matrix associated with this system is

$$\begin{array}{l} (E1) \rightarrow \\ (E2) \rightarrow \\ (E3) \rightarrow \end{array} \begin{bmatrix} x & y & z & c \\ 2 & 3 & -1 & 1 \\ 10 & 0 & -1 & 2 \\ 4 & -9 & 2 & 5 \end{bmatrix}$$

This matrix is called an **augmented matrix** because the column containing the constants is appended to the matrix containing the coefficients.¹ To solve this system, we can use the same kind operations on the *rows* of the matrix that we performed on the *equations* of the system. More specifically, we have the following analog of Theorem 8.1 below.

THEOREM 8.2. Row Operations: Given an augmented matrix for a system of linear equations, the following row operations produce an augmented matrix which corresponds to an equivalent system of linear equations.

- Interchange any two rows.
- Replace a row with a nonzero multiple of itself.^a
- Replace a row with itself plus a nonzero multiple of another row.^b

^aThat is, the row obtained by multiplying each entry in the row by the same nonzero number.

^bWhere we add entries in corresponding columns.

As a demonstration of the moves in Theorem 8.2, we revisit some of the steps that were used in solving the systems of linear equations in Example 8.1.2 of Section 8.1. The reader is encouraged to perform the indicated operations on the rows of the augmented matrix to see that the machinations are identical to what is done to the coefficients of the variables in the equations. We first see a demonstration of switching two rows using the first step of part 1 in Example 8.1.2.

$$\left\{ \begin{array}{l} (E1) \quad 3x - y + z = 3 \\ (E2) \quad 2x - 4y + 3z = 16 \\ (E3) \quad x - y + z = 5 \end{array} \right. \xrightarrow{\text{Switch } E1 \text{ and } E3} \left\{ \begin{array}{l} (E1) \quad x - y + z = 5 \\ (E2) \quad 2x - 4y + 3z = 16 \\ (E3) \quad 3x - y + z = 3 \end{array} \right.$$

$$\left[\begin{array}{ccc|c} 3 & -1 & 1 & 3 \\ 2 & -4 & 3 & 16 \\ 1 & -1 & 1 & 5 \end{array} \right] \xrightarrow{\text{Switch } R1 \text{ and } R3} \left[\begin{array}{ccc|c} 1 & -1 & 1 & 5 \\ 2 & -4 & 3 & 16 \\ 3 & -1 & 1 & 3 \end{array} \right]$$

Next, we have a demonstration of replacing a row with a nonzero multiple of itself using the first step of part 3 in Example 8.1.2.

$$\left\{ \begin{array}{l} (E1) \quad 3x_1 + x_2 + x_4 = 6 \\ (E2) \quad 2x_1 + x_2 - x_3 = 4 \\ (E3) \quad x_2 - 3x_3 - 2x_4 = 0 \end{array} \right. \xrightarrow{\text{Replace } E1 \text{ with } \frac{1}{3}E1} \left\{ \begin{array}{l} (E1) \quad x_1 + \frac{1}{3}x_2 + \frac{1}{3}x_4 = 2 \\ (E2) \quad 2x_1 + x_2 - x_3 = 4 \\ (E3) \quad x_2 - 3x_3 - 2x_4 = 0 \end{array} \right.$$

$$\left[\begin{array}{cccc|c} 3 & 1 & 0 & 1 & 6 \\ 2 & 1 & -1 & 0 & 4 \\ 0 & 1 & -3 & -2 & 0 \end{array} \right] \xrightarrow{\text{Replace } R1 \text{ with } \frac{1}{3}R1} \left[\begin{array}{cccc|c} 1 & \frac{1}{3} & 0 & \frac{1}{3} & 2 \\ 2 & 1 & -1 & 0 & 4 \\ 0 & 1 & -3 & -2 & 0 \end{array} \right]$$

Finally, we have an example of replacing a row with itself plus a multiple of another row using the second step from part 2 in Example 8.1.2.

¹We shall study the coefficient and constant matrices separately in Section 8.3.

$$\left\{ \begin{array}{l} (E1) \quad x + \frac{3}{2}y - \frac{1}{2}z = \frac{1}{2} \\ (E2) \quad 10x - z = 2 \\ (E3) \quad 4x - 9y + 2z = 5 \end{array} \right. \xrightarrow[\text{Replace } E3 \text{ with } -4E1 + E3]{\text{Replace } E2 \text{ with } -10E1 + E2} \left\{ \begin{array}{l} (E1) \quad x + \frac{3}{2}y - \frac{1}{2}z = \frac{1}{2} \\ (E2) \quad -15y + 4z = -3 \\ (E3) \quad -15y + 4z = 3 \end{array} \right.$$

$$\left[\begin{array}{ccc|c} 1 & \frac{3}{2} & -\frac{1}{2} & \frac{1}{2} \\ 10 & 0 & -1 & 2 \\ 4 & -9 & 2 & 5 \end{array} \right] \xrightarrow[\text{Replace } R3 \text{ with } -4R1 + R3]{\text{Replace } R2 \text{ with } -10R1 + R2} \left[\begin{array}{ccc|c} 1 & \frac{3}{2} & -\frac{1}{2} & \frac{1}{2} \\ 0 & -15 & 4 & -3 \\ 0 & -15 & 4 & 3 \end{array} \right]$$

The matrix equivalent of ‘triangular form’ is **row echelon form**. The reader is encouraged to refer to Definition 8.3 for comparison. Note that the analog of ‘leading variable’ of an equation is ‘leading entry’ of a row. Specifically, the first nonzero entry (if it exists) in a row is called the **leading entry** of that row.

DEFINITION 8.4. A matrix is said to be in **row echelon form** provided all of the following conditions hold:

1. The first nonzero entry in each row is 1.
2. The leading 1 of a given row must be to the right of the leading 1 of the row above it.
3. Any row of all zeros cannot be placed above a row with nonzero entries.

To solve a system of a linear equations using an augmented matrix, we encode the system into an augmented matrix and apply Gaussian Elimination to the rows to get the matrix into row-echelon form. We then decode the matrix and back substitute. The next example illustrates this nicely.

EXAMPLE 8.2.1. Use an augmented matrix to transform the following system of linear equations into triangular form. Solve the system.

$$\left\{ \begin{array}{l} 3x - y + z = 8 \\ x + 2y - z = 4 \\ 2x + 3y - 4z = 10 \end{array} \right.$$

SOLUTION. We first encode the system into an augmented matrix.

$$\left\{ \begin{array}{l} 3x - y + z = 8 \\ x + 2y - z = 4 \\ 2x + 3y - 4z = 10 \end{array} \right. \xrightarrow{\text{Encode into the matrix}} \left[\begin{array}{ccc|c} 3 & -1 & 1 & 8 \\ 1 & 2 & -1 & 4 \\ 2 & 3 & -4 & 10 \end{array} \right]$$

Thinking back to Gaussian Elimination at an equations level, our first order of business is to get x in $E1$ with a coefficient of 1. At the matrix level, this means getting a leading 1 in $R1$. This is in accordance with the first criteria in Definition 8.4. To that end, we interchange $R1$ and $R2$.

$$\left[\begin{array}{ccc|c} 3 & -1 & 1 & 8 \\ 1 & 2 & -1 & 4 \\ 2 & 3 & -4 & 10 \end{array} \right] \xrightarrow{\text{Switch } R1 \text{ and } R2} \left[\begin{array}{ccc|c} 1 & 2 & -1 & 4 \\ 3 & -1 & 1 & 8 \\ 2 & 3 & -4 & 10 \end{array} \right]$$

Our next step is to eliminate the x 's from $E2$ and $E3$. From a matrix standpoint, this means we need 0's below the leading 1 in $R1$. This guarantees the leading 1 in $R2$ will be to the right of the leading 1 in $R1$ in accordance with the second requirement of Definition 8.4.

$$\left[\begin{array}{ccc|c} 1 & 2 & -1 & 4 \\ 3 & -1 & 1 & 8 \\ 2 & 3 & -4 & 10 \end{array} \right] \xrightarrow[\text{Replace } R3 \text{ with } -2R1 + R3]{\text{Replace } R2 \text{ with } -3R1 + R2} \left[\begin{array}{ccc|c} 1 & 2 & -1 & 4 \\ 0 & -7 & 4 & -4 \\ 0 & -1 & -2 & 2 \end{array} \right]$$

Now we repeat the above process for the variable y which means we need to get the leading entry in $R2$ to be 1.

$$\left[\begin{array}{ccc|c} 1 & 2 & -1 & 4 \\ 0 & -7 & 4 & -4 \\ 0 & -1 & -2 & 2 \end{array} \right] \xrightarrow{\text{Replace } R2 \text{ with } -\frac{1}{7}R2} \left[\begin{array}{ccc|c} 1 & 2 & -1 & 4 \\ 0 & 1 & -\frac{4}{7} & \frac{4}{7} \\ 0 & -1 & -2 & 2 \end{array} \right]$$

To guarantee the leading 1 in $R3$ is to the right of the leading 1 in $R2$, we get a 0 in the second column of $R3$.

$$\left[\begin{array}{ccc|c} 1 & 2 & -1 & 4 \\ 0 & 1 & -\frac{4}{7} & \frac{4}{7} \\ 0 & -1 & -2 & 2 \end{array} \right] \xrightarrow{\text{Replace } R3 \text{ with } R2 + R3} \left[\begin{array}{ccc|c} 1 & 2 & -1 & 4 \\ 0 & 1 & -\frac{4}{7} & \frac{4}{7} \\ 0 & 0 & -\frac{18}{7} & \frac{18}{7} \end{array} \right]$$

Finally, we get the leading entry in $R3$ to be 1.

$$\left[\begin{array}{ccc|c} 1 & 2 & -1 & 4 \\ 0 & 1 & -\frac{4}{7} & \frac{4}{7} \\ 0 & 0 & -\frac{18}{7} & \frac{18}{7} \end{array} \right] \xrightarrow{\text{Replace } R3 \text{ with } -\frac{7}{18}R3} \left[\begin{array}{ccc|c} 1 & 2 & -1 & 4 \\ 0 & 1 & -\frac{4}{7} & \frac{4}{7} \\ 0 & 0 & 1 & -1 \end{array} \right]$$

Decoding from the matrix gives a system in triangular form

$$\left[\begin{array}{ccc|c} 1 & 2 & -1 & 4 \\ 0 & 1 & -\frac{4}{7} & \frac{4}{7} \\ 0 & 0 & 1 & -1 \end{array} \right] \xrightarrow{\text{Decode from the matrix}} \begin{cases} x + 2y - z = 4 \\ y - \frac{4}{7}z = \frac{4}{7} \\ z = -1 \end{cases}$$

We get $z = -1$, $y = \frac{4}{7}z + \frac{4}{7} = \frac{4}{7}(-1) + \frac{4}{7} = 0$ and $x = -2y + z + 4 = -2(0) + (-1) + 4 = 3$ for a final answer of $(3, 0, -1)$. We leave it to the reader to check. \square

As part of Gaussian Elimination, we used row operations to obtain 0's beneath each leading 1 to put the matrix into row echelon form. If we also require that 0's are the only numbers above a leading 1, we have what is known as the **reduced row echelon form** of the matrix.

DEFINITION 8.5. A matrix is said to be in **reduced row echelon form** provided both of the following conditions hold:

1. The matrix is in row echelon form.
2. The leading 1s are the only nonzero entry in their respective columns.

Of what significance is the reduced row echelon form of a matrix? To illustrate, let's take the row echelon form from Example 8.2.1 and perform the necessary steps to put into reduced row echelon form. We start by using the leading 1 in $R3$ to zero out the numbers in the rows above it.

$$\left[\begin{array}{ccc|c} 1 & 2 & -1 & 4 \\ 0 & 1 & -\frac{4}{7} & \frac{4}{7} \\ 0 & 0 & 1 & -1 \end{array} \right] \xrightarrow[\text{Replace } R2 \text{ with } \frac{4}{7}R3 + R2]{\text{Replace } R1 \text{ with } R3 + R1} \left[\begin{array}{ccc|c} 1 & 2 & 0 & 3 \\ 0 & 1 & 0 & 0 \\ 0 & 0 & 1 & -1 \end{array} \right]$$

Finally, we take care of the 2 in $R1$ above the leading 1 in $R2$.

$$\left[\begin{array}{ccc|c} 1 & 2 & 0 & 3 \\ 0 & 1 & 0 & 0 \\ 0 & 0 & 1 & -1 \end{array} \right] \xrightarrow{\text{Replace } R1 \text{ with } -2R2 + R1} \left[\begin{array}{ccc|c} 1 & 0 & 0 & 3 \\ 0 & 1 & 0 & 0 \\ 0 & 0 & 1 & -1 \end{array} \right]$$

To our surprise and delight, when we decode this matrix, we obtain the solution instantly without having to deal with any back-substitution at all.

$$\left[\begin{array}{ccc|c} 1 & 0 & 0 & 3 \\ 0 & 1 & 0 & 0 \\ 0 & 0 & 1 & -1 \end{array} \right] \xrightarrow{\text{Decode from the matrix}} \begin{cases} x = 3 \\ y = 0 \\ z = -1 \end{cases}$$

Note that in the previous discussion, we could have started with $R2$ and used it to get a zero above its leading 1 and then done the same for the leading 1 in $R3$. By starting with $R3$, however, we get more zeros first, and the more zeros there are, the faster the remaining calculations will be.² It is also worth noting that while a matrix has several³ row echelon forms, it has only one reduced row echelon form. The process by which we have put a matrix into reduced row echelon form is called **Gauss-Jordan Elimination**.

EXAMPLE 8.2.2. Solve the following system using an augmented matrix. Use Gauss-Jordan Elimination to put the augmented matrix into reduced row echelon form.

$$\begin{cases} x_2 - 3x_1 + x_4 = 2 \\ 2x_1 + 4x_3 = 5 \\ 4x_2 - x_4 = 3 \end{cases}$$

SOLUTION. We first encode the system into a matrix. (Pay attention to the subscripts!)

$$\begin{cases} x_2 - 3x_1 + x_4 = 2 \\ 2x_1 + 4x_3 = 5 \\ 4x_2 - x_4 = 3 \end{cases} \xrightarrow{\text{Encode into the matrix}} \left[\begin{array}{cccc|c} -3 & 1 & 0 & 1 & 2 \\ 2 & 0 & 4 & 0 & 5 \\ 0 & 4 & 0 & -1 & 3 \end{array} \right]$$

Next, we get a leading 1 in the first column of $R1$.

$$\left[\begin{array}{cccc|c} -3 & 1 & 0 & 1 & 2 \\ 2 & 0 & 4 & 0 & 5 \\ 0 & 4 & 0 & -1 & 3 \end{array} \right] \xrightarrow{\text{Replace } R1 \text{ with } -\frac{1}{3}R1} \left[\begin{array}{cccc|c} 1 & -\frac{1}{3} & 0 & -\frac{1}{3} & -\frac{2}{3} \\ 2 & 0 & 4 & 0 & 5 \\ 0 & 4 & 0 & -1 & 3 \end{array} \right]$$

²Carl also finds starting with $R3$ to be more symmetric, in a purely poetic way.

³infinite, in fact

Now we eliminate the nonzero entry below our leading 1.

$$\left[\begin{array}{cccc|c} 1 & -\frac{1}{3} & 0 & -\frac{1}{3} & -\frac{2}{3} \\ 2 & 0 & 4 & 0 & \frac{19}{5} \\ 0 & 4 & 0 & -1 & 3 \end{array} \right] \xrightarrow{\text{Replace } R2 \text{ with } -2R1 + R2} \left[\begin{array}{cccc|c} 1 & -\frac{1}{3} & 0 & -\frac{1}{3} & -\frac{2}{3} \\ 0 & \frac{2}{3} & 4 & \frac{2}{3} & \frac{19}{3} \\ 0 & 4 & 0 & -1 & 3 \end{array} \right]$$

We proceed to get a leading 1 in $R2$.

$$\left[\begin{array}{cccc|c} 1 & -\frac{1}{3} & 0 & -\frac{1}{3} & -\frac{2}{3} \\ 0 & \frac{2}{3} & 4 & \frac{2}{3} & \frac{19}{3} \\ 0 & 4 & 0 & -1 & 3 \end{array} \right] \xrightarrow{\text{Replace } R2 \text{ with } \frac{3}{2}R2} \left[\begin{array}{cccc|c} 1 & -\frac{1}{3} & 0 & -\frac{1}{3} & -\frac{2}{3} \\ 0 & 1 & 6 & 1 & \frac{19}{2} \\ 0 & 4 & 0 & -1 & 3 \end{array} \right]$$

We now zero out the entry below the leading 1 in $R2$.

$$\left[\begin{array}{cccc|c} 1 & -\frac{1}{3} & 0 & -\frac{1}{3} & -\frac{2}{3} \\ 0 & 1 & 6 & 1 & \frac{19}{2} \\ 0 & 4 & 0 & -1 & 3 \end{array} \right] \xrightarrow{\text{Replace } R3 \text{ with } -4R2 + R3} \left[\begin{array}{cccc|c} 1 & -\frac{1}{3} & 0 & -\frac{1}{3} & -\frac{2}{3} \\ 0 & 1 & 6 & 1 & \frac{19}{2} \\ 0 & 0 & -24 & -5 & -35 \end{array} \right]$$

Next, it's time for a leading 1 in $R3$.

$$\left[\begin{array}{cccc|c} 1 & -\frac{1}{3} & 0 & -\frac{1}{3} & -\frac{2}{3} \\ 0 & 1 & 6 & 1 & \frac{19}{2} \\ 0 & 0 & -24 & -5 & -35 \end{array} \right] \xrightarrow{\text{Replace } R3 \text{ with } -\frac{1}{24}R3} \left[\begin{array}{cccc|c} 1 & -\frac{1}{3} & 0 & -\frac{1}{3} & -\frac{2}{3} \\ 0 & 1 & 6 & 1 & \frac{19}{2} \\ 0 & 0 & 1 & \frac{5}{24} & \frac{35}{24} \end{array} \right]$$

The matrix is now in row echelon form. To get the reduced row echelon form, we start with the last leading 1 we produced and work to get 0's above it.

$$\left[\begin{array}{cccc|c} 1 & -\frac{1}{3} & 0 & -\frac{1}{3} & -\frac{2}{3} \\ 0 & 1 & 6 & 1 & \frac{19}{2} \\ 0 & 0 & 1 & \frac{5}{24} & \frac{35}{24} \end{array} \right] \xrightarrow{\text{Replace } R2 \text{ with } -6R3 + R2} \left[\begin{array}{cccc|c} 1 & -\frac{1}{3} & 0 & -\frac{1}{3} & -\frac{2}{3} \\ 0 & 1 & 0 & -\frac{1}{4} & \frac{3}{4} \\ 0 & 0 & 1 & \frac{5}{24} & \frac{35}{24} \end{array} \right]$$

Lastly, we get a 0 above the leading 1 of $R2$.

$$\left[\begin{array}{cccc|c} 1 & -\frac{1}{3} & 0 & -\frac{1}{3} & -\frac{2}{3} \\ 0 & 1 & 0 & -\frac{1}{4} & \frac{3}{4} \\ 0 & 0 & 1 & \frac{5}{24} & \frac{35}{24} \end{array} \right] \xrightarrow{\text{Replace } R1 \text{ with } \frac{1}{3}R2 + R1} \left[\begin{array}{cccc|c} 1 & 0 & 0 & -\frac{5}{12} & -\frac{5}{12} \\ 0 & 1 & 0 & -\frac{1}{4} & \frac{3}{4} \\ 0 & 0 & 1 & \frac{5}{24} & \frac{35}{24} \end{array} \right]$$

At last, we decode to get

$$\left[\begin{array}{cccc|c} 1 & 0 & 0 & -\frac{5}{12} & -\frac{5}{12} \\ 0 & 1 & 0 & -\frac{1}{4} & \frac{3}{4} \\ 0 & 0 & 1 & \frac{5}{24} & \frac{35}{24} \end{array} \right] \xrightarrow{\text{Decode from the matrix}} \begin{cases} x_1 - \frac{5}{12}x_4 = -\frac{5}{12} \\ x_2 - \frac{1}{4}x_4 = \frac{3}{4} \\ x_3 + \frac{5}{24}x_4 = \frac{35}{24} \end{cases}$$

We have that x_4 is free and we assign it the parameter t . We obtain $x_3 = -\frac{5}{24}t + \frac{35}{24}$, $x_2 = \frac{1}{4}t + \frac{3}{4}$, and $x_1 = \frac{5}{12}t - \frac{5}{12}$. Our solution is $\left\{ \left(\frac{5}{12}t - \frac{5}{12}, \frac{1}{4}t + \frac{3}{4}, -\frac{5}{24}t + \frac{35}{24}, t \right) : -\infty < t < \infty \right\}$ and leave it to the reader to check. \square

Like all good algorithms, putting a matrix in row echelon or reduced row echelon form can easily be programmed into a calculator, and, doubtless, your graphing calculator has such a feature. We use this in our next example.

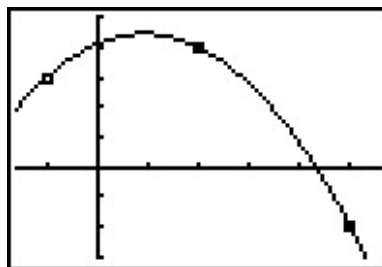
EXAMPLE 8.2.3. Find the quadratic function which passes through the points $(-1, 3)$, $(2, 4)$, $(5, -2)$.

SOLUTION. According to Definition 2.5, a quadratic function has the form $f(x) = ax^2 + bx + c$ where $a \neq 0$. Our goal is to find a , b and c so that the three given points are on the graph of f . If $(-1, 3)$ is on the graph of f , then $f(-1) = 3$, or $a(-1)^2 + b(-1) + c = 3$ which reduces to $a - b + c = 3$, an honest-to-goodness linear equation with the variables a , b and c . Since the point $(2, 4)$ is also on the graph of f , then $f(2) = 4$ which gives us the equation $4a + 2b + c = 4$. Lastly, the point $(5, -2)$ is on the graph of f gives us $25a + 5b + c = -2$. Putting these together, we obtain a system of three linear equations. Encoding this into an augmented matrix produces

$$\left\{ \begin{array}{l} a - b + c = 3 \\ 4a + 2b + c = 4 \\ 25a + 5b + c = -2 \end{array} \right. \xrightarrow{\text{Encode into the matrix}} \left[\begin{array}{ccc|c} 1 & -1 & 1 & 3 \\ 4 & 2 & 1 & 4 \\ 25 & 5 & 1 & -2 \end{array} \right]$$

Using a calculator,⁴ we find $a = -\frac{7}{18}$, $b = \frac{13}{18}$ and $c = \frac{37}{9}$. Hence, the one and only quadratic which fits the bill is $f(x) = -\frac{7}{18}x^2 + \frac{13}{18}x + \frac{37}{9}$. To verify this analytically, we see that $f(-1) = 3$, $f(2) = 4$, and $f(5) = -2$. We can use the calculator to check our solution as well by plotting the three data points and the function f .

```
rref([A])>Frac
[[1 0 0 -7/18]
 [0 1 0 13/18]
 [0 0 1 37/9 ]]
```



The graph of $f(x) = -\frac{7}{18}x^2 + \frac{13}{18}x + \frac{37}{9}$ with the points $(-1, 3)$, $(2, 4)$ and $(5, -2)$

□

⁴We've tortured you enough already with fractions in this exposition!

8.2.1 EXERCISES

1. State whether the given matrix is in reduced row echelon form, row echelon form only or in neither of those forms.

$$(a) \left[\begin{array}{cc|c} 1 & 0 & 3 \\ 0 & 1 & 3 \end{array} \right]$$

$$(c) \left[\begin{array}{ccc|c} 1 & 1 & 4 & 3 \\ 0 & 1 & 3 & 6 \\ 0 & 0 & 0 & 1 \end{array} \right]$$

$$(e) \left[\begin{array}{cccc|c} 1 & 0 & 4 & 3 & 0 \\ 0 & 1 & 3 & 6 & 0 \\ 0 & 0 & 0 & 0 & 0 \end{array} \right]$$

$$(b) \left[\begin{array}{ccc|c} 3 & -1 & 1 & 3 \\ 2 & -4 & 3 & 16 \\ 1 & -1 & 1 & 5 \end{array} \right]$$

$$(d) \left[\begin{array}{ccc|c} 1 & 0 & 0 & 0 \\ 0 & 1 & 0 & 0 \\ 0 & 0 & 0 & 1 \end{array} \right]$$

$$(f) \left[\begin{array}{ccc|c} 1 & 1 & 4 & 3 \\ 0 & 1 & 3 & 6 \end{array} \right]$$

2. The following matrices are in reduced row echelon form. Decode from each matrix the solution of the corresponding system of linear equations or state that the system is inconsistent.

$$(a) \left[\begin{array}{cc|c} 1 & 0 & -2 \\ 0 & 1 & 7 \end{array} \right]$$

$$(d) \left[\begin{array}{cccc|c} 1 & 0 & 0 & 3 & 0 \\ 0 & 1 & 2 & 6 & 0 \\ 0 & 0 & 0 & 0 & 1 \end{array} \right]$$

$$(f) \left[\begin{array}{ccc|c} 1 & 0 & 9 & -3 \\ 0 & 1 & -4 & 20 \\ 0 & 0 & 0 & 0 \end{array} \right]$$

$$(b) \left[\begin{array}{ccc|c} 1 & 0 & 0 & -3 \\ 0 & 1 & 0 & 20 \\ 0 & 0 & 1 & 19 \end{array} \right]$$

$$(e) \left[\begin{array}{cccc|c} 1 & 0 & -8 & 1 & 7 \\ 0 & 1 & 4 & -3 & 2 \\ 0 & 0 & 0 & 0 & 0 \\ 0 & 0 & 0 & 0 & 0 \end{array} \right]$$

$$(g) \left[\begin{array}{cccc|c} 1 & 0 & 0 & 0 & 0 \\ 0 & 1 & 4 & 3 & 0 \\ 0 & 0 & 0 & 0 & 1 \\ 0 & 0 & 0 & 0 & 0 \end{array} \right]$$

$$(c) \left[\begin{array}{ccc|c} 1 & 0 & 0 & 3 & 4 \\ 0 & 1 & 0 & 6 & -6 \\ 0 & 0 & 1 & 0 & 2 \end{array} \right]$$

3. Solve the following systems of linear equations using the techniques discussed in this section. Compare and contrast these techniques with those you used to solve the systems in the Exercises in Section 8.1.

$$(a) \begin{cases} -5x + y = 17 \\ x + y = 5 \end{cases}$$

$$(f) \begin{cases} 2x - y + z = -1 \\ 4x + 3y + 5z = 1 \\ 5y + 3z = 4 \end{cases}$$

$$(b) \begin{cases} x + y + z = 3 \\ 2x - y + z = 0 \\ -3x + 5y + 7z = 7 \end{cases}$$

$$(g) \begin{cases} x - y + z = -4 \\ -3x + 2y + 4z = -5 \\ x - 5y + 2z = -18 \end{cases}$$

$$(c) \begin{cases} 4x - y + z = 5 \\ 2y + 6z = 30 \\ x + z = 5 \end{cases}$$

$$(h) \begin{cases} 2x - 4y + z = -7 \\ x - 2y + 2z = -2 \\ -x + 4y - 2z = 3 \end{cases}$$

$$(d) \begin{cases} x - 2y + 3z = 7 \\ -3x + y + 2z = -5 \\ 2x + 2y + z = 3 \end{cases}$$

$$(i) \begin{cases} 2x - y + z = 1 \\ 2x + 2y - z = 1 \\ 3x + 6y + 4z = 9 \end{cases}$$

$$(e) \begin{cases} 3x - 2y + z = -5 \\ x + 3y - z = 12 \\ x + y + 2z = 0 \end{cases}$$

$$(j) \begin{cases} x - 3y - 4z = 3 \\ 3x + 4y - z = 13 \\ 2x - 19y - 19z = 2 \end{cases}$$

$$(k) \begin{cases} x + y + z = 4 \\ 2x - 4y - z = -1 \\ x - y = 2 \end{cases}$$

$$(l) \begin{cases} x - y + z = 8 \\ 3x + 3y - 9z = -6 \\ 7x - 2y + 5z = 39 \end{cases}$$

$$(m) \begin{cases} 2x - 3y + z = -1 \\ 4x - 4y + 4z = -13 \\ 6x - 5y + 7z = -25 \end{cases}$$

$$(n) \begin{cases} x_1 - x_3 = -2 \\ 2x_2 - x_4 = 0 \\ x_1 - 2x_2 + x_3 = 0 \\ -x_3 + x_4 = 1 \end{cases}$$

4. Carl wants to make a party mix consisting of almonds (which cost \$7 per pound), cashews (which cost \$5 per pound), and peanuts (which cost \$2 per pound.) If he wants to make a 10 pound mix with a budget of \$35, what are the possible combinations almonds, cashews, and peanuts? (You may find it helpful to review Example 8.1.3 in Section 8.1.)
5. The price for admission into the Stitz-Zeager Sasquatch Museum and Research Station is \$15 for adults and \$8 for kids 13 years old and younger. When the Zahlenreich family visits the museum their bill is \$38 and when the Nullsatz family visits their bill is \$39. One day both families went together and took an adult babysitter along to watch the kids and the total admission charge was \$92. Later that summer, the adults from both families went without the kids and the bill was \$45. Is that enough information to determine how many adults and children are in each family? If not, state whether the resulting system is inconsistent or consistent dependent. In the latter case, give at least two plausible solutions.
6. At 9 PM, the temperature was 60°F; at midnight, the temperature was 50°F; and at 6 AM, the temperature was 70°F. Use the technique in Example 8.2.3 to fit a quadratic function to these data with the temperature, T , measured in degrees Fahrenheit, as the dependent variable, and the number of hours after 9 PM, t , measured in hours, as the independent variable. What was the coldest temperature of the night? When did it occur?
7. Use the technique in Example 8.2.3 to find the line between the points $(-3, 4)$ and $(6, 1)$. How does your answer compare to the slope-intercept form of the line in Equation 2.3?
8. With the help of your classmates, find at least two different row echelon forms for the matrix

$$\left[\begin{array}{cc|c} 1 & 2 & 3 \\ 4 & 12 & 8 \end{array} \right]$$

8.2.2 ANSWERS

1. (a) Reduced row echelon form (d) Reduced row echelon form
 (b) Neither (e) Reduced row echelon form
 (c) Row echelon form only (f) Row echelon form only
2. (a) $(-2, 7)$ (e) $(8s - t + 7, -4s + 3t + 2, s, t)$
 for all real numbers s and t
 (b) $(-3, 20, 19)$ (f) $(-9t - 3, 4t + 20, t)$
 for all real numbers t
 (c) $(-3t + 4, -6t - 6, 2, t)$
 for all real numbers t (g) Inconsistent
 (d) Inconsistent
3. (a) $(-2, 7)$ (i) $(\frac{1}{3}, \frac{2}{3}, 1)$
 (b) $(1, 2, 0)$ (j) $(\frac{19}{13}t + \frac{51}{13}, -\frac{11}{13}t + \frac{4}{13}, t)$
 for all real numbers t (k) Inconsistent
 (c) $(-t + 5, -3t + 15, t)$
 for all real numbers t (l) $(4, -3, 1)$
 (d) $(2, -1, 1)$ (m) $(-2t - \frac{35}{4}, -t - \frac{11}{2}, t)$
 for all real numbers t
 (e) $(1, 3, -2)$ (n) $(1, 2, 3, 4)$
 (f) Inconsistent
 (g) $(1, 3, -2)$
 (h) $(-3, \frac{1}{2}, 1)$

4. If t represents the amount (in pounds) of peanuts, then we need $1.5t - 7.5$ pounds of almonds and $17.5 - 2.5t$ pounds of cashews. Since we can't have a negative amount of nuts, $5 \leq t \leq 7$.
5. Let x_1 and x_2 be the numbers of adults and children, respectively, in the Zahlenreich family and let x_3 and x_4 be the numbers of adults and children, respectively, in the Nullsatz family. The system of equations determined by the given information is

$$\begin{cases} 15x_1 + 8x_2 = 38 \\ 15x_3 + 8x_4 = 39 \\ 15x_1 + 8x_2 + 15x_3 + 8x_4 = 77 \\ 15x_1 + 15x_3 = 45 \end{cases}$$

We subtracted the cost of the babysitter in E3 so the constant is 77, not 92. This system is consistent dependent and its solution is $(\frac{8}{15}t + \frac{2}{5}, -t + 4, -\frac{8}{15}t + \frac{13}{5}, t)$. Our variables represent numbers of adults and children so they must be whole numbers. Running through the values $t = 0, 1, 2, 3, 4$ yields only one solution where all four variables are whole numbers; $t = 3$ gives us $(2, 1, 1, 3)$. Thus there are 2 adults and 1 child in the Zahlenreichs and 1 adult and 3 kids in the Nullsatzs.

6. $T(t) = \frac{20}{27}t^2 - \frac{50}{9}t + 60$. Lowest temperature of the evening $\frac{595}{12} \approx 49.58^\circ\text{F}$ at 12:45 AM.

8.3 MATRIX ARITHMETIC

In Section 8.2, we used a special class of matrices, the augmented matrices, to assist us in solving systems of linear equations. In this section, we study matrices as mathematical objects of their own accord, temporarily divorced from systems of linear equations. To do so conveniently requires some more notation. When we write $A = [a_{ij}]_{m \times n}$, we mean A is an m by n matrix¹ and a_{ij} is the entry found in the i th row and j th column. Schematically, we have

$$A = \begin{array}{c} \begin{array}{c} j \text{ counts columns} \\ \text{from left to right} \end{array} \\ \begin{array}{c} \xrightarrow{\hspace{10em}} \\ \left[\begin{array}{cccc} a_{11} & a_{12} & \cdots & a_{1n} \\ a_{21} & a_{22} & \cdots & a_{2n} \\ \vdots & \vdots & & \vdots \\ a_{m1} & a_{m2} & \cdots & a_{mn} \end{array} \right] \\ \downarrow \end{array} \end{array} \begin{array}{c} i \text{ counts rows} \\ \text{from top to bottom} \end{array}$$

With this new notation we can define what it means for two matrices to be equal.

DEFINITION 8.6. Matrix Equality: Two matrices are said to be **equal** if they are the same size and their corresponding entries are equal. More specifically, if $A = [a_{ij}]_{m \times n}$ and $B = [b_{ij}]_{p \times r}$, we write $A = B$ provided

1. $m = p$ and $n = r$
2. $a_{ij} = b_{ij}$ for all $1 \leq i \leq m$ and all $1 \leq j \leq n$.

Essentially, two matrices are equal if they are the same size and they have the same numbers in the same spots.² For example, the two 2×3 matrices below are, despite appearances, equal.

$$\begin{bmatrix} 0 & -2 & 9 \\ 25 & 117 & -3 \end{bmatrix} = \begin{bmatrix} \ln(1) & \sqrt[3]{-8} & e^{2 \ln(3)} \\ 125^{2/3} & 3^2 \cdot 13 & \log(0.001) \end{bmatrix}$$

Now that we have an agreed upon understanding of what it means for two matrices to equal each other, we may begin defining arithmetic operations on matrices. Our first operation is addition.

DEFINITION 8.7. Matrix Addition: Given two matrices of the same size, the matrix obtained by adding the corresponding entries of the two matrices is called the **sum** of the two matrices. More specifically, if $A = [a_{ij}]_{m \times n}$ and $B = [b_{ij}]_{m \times n}$, we define

$$A + B = [a_{ij}]_{m \times n} + [b_{ij}]_{m \times n} = [a_{ij} + b_{ij}]_{m \times n}$$

As an example, consider the sum below.

¹Recall that means A has m rows and n columns.

²Critics may well ask: Why not leave it at that? Why the need for all the notation in Definition 8.6? It is the authors' attempt to expose you to the wonderful world of mathematical precision.

$$\begin{bmatrix} 2 & 3 \\ 4 & -1 \\ 0 & -7 \end{bmatrix} + \begin{bmatrix} -1 & 4 \\ -5 & -3 \\ 8 & 1 \end{bmatrix} = \begin{bmatrix} 2 + (-1) & 3 + 4 \\ 4 + (-5) & (-1) + (-3) \\ 0 + 8 & (-7) + 1 \end{bmatrix} = \begin{bmatrix} 1 & 7 \\ -1 & -4 \\ 8 & -6 \end{bmatrix}$$

It is worth the reader's time to think what would have happened had we reversed the order of the summands above. As we would expect, we arrive at the same answer. In general, $A + B = B + A$ for matrices A and B , provided they are the same size so that the sum is defined in the first place. This is the **commutative law** of matrix addition. To see why this is true in general, we appeal to the definition of matrix addition. Given $A = [a_{ij}]_{m \times n}$ and $B = [b_{ij}]_{m \times n}$,

$$A + B = [a_{ij}]_{m \times n} + [b_{ij}]_{m \times n} = [a_{ij} + b_{ij}]_{m \times n} = [b_{ij} + a_{ij}]_{m \times n} = [b_{ij}]_{m \times n} + [a_{ij}]_{m \times n} = B + A$$

where the second equality is the definition of $A + B$, the third equality holds by the commutative law of real number addition, and the fourth equality is the definition of $B + A$. In other words, matrix addition is commutative because real number addition is. A similar argument shows the **associative law** of matrix addition also holds, inherited in turn from the associative law of real number addition. Specifically, for matrices A , B , and C of the same size, $(A + B) + C = A + (B + C)$. In other words, when adding more than two matrices, it doesn't matter how they are grouped. This means that we can write $A + B + C$ without parentheses and there is no ambiguity as to what this means.³ These properties and more are summarized in the following theorem.

THEOREM 8.3. Properties of Matrix Addition

- **Commutative Property:** For all $m \times n$ matrices, $A + B = B + A$
- **Associative Property:** For all $m \times n$ matrices, $(A + B) + C = A + (B + C)$
- **Identity Property:** If $0_{m \times n}$ is the $m \times n$ matrix whose entries are all 0, then $0_{m \times n}$ is called the **$m \times n$ additive identity** and for all $m \times n$ matrices A

$$A + 0_{m \times n} = 0_{m \times n} + A = A$$

- **Inverse Property:** For every given $m \times n$ matrix A , there is a unique matrix denoted $-A$ called the **additive inverse of A** such that

$$A + (-A) = (-A) + A = 0_{m \times n}$$

The identity property is easily verified by resorting to the definition of matrix addition; just as the number 0 is the additive identity for real numbers, the matrix comprised of all 0's does the same job for matrices. To establish the inverse property, given a matrix $A = [a_{ij}]_{m \times n}$, we are looking for a matrix $B = [b_{ij}]_{m \times n}$ so that $A + B = 0_{m \times n}$. By the definition of matrix addition, we must have that $a_{ij} + b_{ij} = 0$ for all i and j . Solving, we get $b_{ij} = -a_{ij}$. Hence, given a matrix A , its additive inverse, which we call $-A$, does exist and is unique and, moreover, is given by the formula: $-A = [-a_{ij}]_{m \times n}$. The long and short of this is: to get the additive inverse of a matrix,

³A technical detail which is sadly lost on most readers.

take additive inverses of each of its entries. With the concept of additive inverse well in hand, we may now discuss what is meant by subtracting matrices. You may remember from arithmetic that $a - b = a + (-b)$; that is, subtraction is defined as ‘adding the opposite (inverse).’ We extend this concept to matrices. For two matrices A and B of the same size, we define $A - B = A + (-B)$. At the level of entries, this amounts to

$$A - B = A + (-B) = [a_{ij}]_{m \times n} + [-b_{ij}]_{m \times n} = [a_{ij} + (-b_{ij})]_{m \times n} = [a_{ij} - b_{ij}]_{m \times n}$$

Thus to subtract two matrices of equal size, we subtract their corresponding entries. Surprised?

Our next task is to define what it means to multiply a matrix by a real number. Thinking back to arithmetic, you may recall that multiplication, at least by a natural number, can be thought of as ‘rapid addition.’ For example, $2 + 2 + 2 = 3 \cdot 2$. We know from algebra⁴ that $3x = x + x + x$, so it seems natural that given a matrix A , we define $3A = A + A + A$. If $A = [a_{ij}]_{m \times n}$, we have

$$3A = A + A + A = [a_{ij}]_{m \times n} + [a_{ij}]_{m \times n} + [a_{ij}]_{m \times n} = [a_{ij} + a_{ij} + a_{ij}]_{m \times n} = [3a_{ij}]_{m \times n}$$

In other words, multiplying the *matrix* in this fashion by 3 is the same as multiplying *each entry* by 3. This leads us to the following definition.

DEFINITION 8.8. Scalar^a Multiplication: We define the product of a real number and a matrix to be the matrix obtained by multiplying each of its entries by said real number. More specifically, if k is a real number and $A = [a_{ij}]_{m \times n}$, we define

$$kA = k[a_{ij}]_{m \times n} = [ka_{ij}]_{m \times n}$$

^aThe word ‘scalar’ here refers to real numbers. ‘Scalar multiplication’ in this context means we are multiplying a matrix by a real number (a scalar).

One may well wonder why the word ‘scalar’ is used for ‘real number.’ It has everything to do with ‘scaling’ factors.⁵ A point $P(x, y)$ in the plane can be represented by its position matrix, P :

$$(x, y) \leftrightarrow P = \begin{bmatrix} x \\ y \end{bmatrix}$$

Suppose we take the point $(-2, 1)$ and multiply its position matrix by 3. We have

$$3P = 3 \begin{bmatrix} -2 \\ 1 \end{bmatrix} = \begin{bmatrix} 3(-2) \\ 3(1) \end{bmatrix} = \begin{bmatrix} -6 \\ 3 \end{bmatrix}$$

which corresponds to the point $(-6, 3)$. We can imagine taking $(-2, 1)$ to $(-6, 3)$ in this fashion as a dilation by a factor of 3 in both the horizontal and vertical directions. Doing this to all points (x, y) in the plane, therefore, has the effect of magnifying (scaling) the plane by a factor of 3.

⁴The Distributive Property, in particular.

⁵See Section 1.8.

As did matrix addition, scalar multiplication inherits many properties from real number arithmetic. Below we summarize these properties.

THEOREM 8.4. Properties of Scalar Multiplication

- **Associative Property:** For every $m \times n$ matrix A and scalars k and r , $(kr)A = k(rA)$.
- **Identity Property:** For all $m \times n$ matrices A , $1A = A$.
- **Additive Inverse Property:** For all $m \times n$ matrices A , $-A = (-1)A$.
- **Distributive Property of Scalar Multiplication over Scalar Addition:** For every $m \times n$ matrix A and scalars k and r ,

$$(k + r)A = kA + rA$$

- **Distributive Property of Scalar Multiplication over Matrix Addition:** For all $m \times n$ matrices A and B scalars k ,

$$k(A + B) = kA + kB$$

- **Zero Product Property:** If A is an $m \times n$ matrix and k is a scalar, then

$$kA = 0_{m \times n} \quad \text{if and only if} \quad k = 0 \quad \text{or} \quad A = 0_{m \times n}$$

As with the other results in this section, Theorem 8.4 can be proved using the definitions of scalar multiplication and matrix addition. For example, to prove that $k(A + B) = kA + kB$ for a scalar k and $m \times n$ matrices A and B , we start by adding A and B , then multiplying by k and seeing how that compares with the sum of kA and kB .

$$k(A + B) = k([a_{ij}]_{m \times n} + [b_{ij}]_{m \times n}) = k[a_{ij} + b_{ij}]_{m \times n} = [k(a_{ij} + b_{ij})]_{m \times n} = [ka_{ij} + kb_{ij}]_{m \times n}$$

As for $kA + kB$, we have

$$kA + kB = k[a_{ij}]_{m \times n} + k[b_{ij}]_{m \times n} = [ka_{ij}]_{m \times n} + [kb_{ij}]_{m \times n} = [ka_{ij} + kb_{ij}]_{m \times n} \quad \checkmark$$

which establishes the property. The remaining properties are left to the reader. The properties in Theorems 8.3 and 8.4 establish an algebraic system that lets us treat matrices and scalars more or less as we would real numbers and variables, as the next example illustrates.

EXAMPLE 8.3.1. Solve for the matrix A : $3A - \left(\begin{bmatrix} 2 & -1 \\ 3 & 5 \end{bmatrix} + 5A \right) = \begin{bmatrix} -4 & 2 \\ 6 & -2 \end{bmatrix} + \frac{1}{3} \begin{bmatrix} 9 & 12 \\ -3 & 39 \end{bmatrix}$ using the definitions and properties of matrix arithmetic.

SOLUTION.

$$\begin{aligned}
3A - \left(\begin{bmatrix} 2 & -1 \\ 3 & 5 \end{bmatrix} + 5A \right) &= \begin{bmatrix} -4 & 2 \\ 6 & -2 \end{bmatrix} + \frac{1}{3} \begin{bmatrix} 9 & 12 \\ -3 & 39 \end{bmatrix} \\
3A + \left\{ - \left(\begin{bmatrix} 2 & -1 \\ 3 & 5 \end{bmatrix} + 5A \right) \right\} &= \begin{bmatrix} -4 & 2 \\ 6 & -2 \end{bmatrix} + \begin{bmatrix} (\frac{1}{3})(9) & (\frac{1}{3})(12) \\ (\frac{1}{3})(-3) & (\frac{1}{3})(39) \end{bmatrix} \\
3A + (-1) \left(\begin{bmatrix} 2 & -1 \\ 3 & 5 \end{bmatrix} + 5A \right) &= \begin{bmatrix} -4 & 2 \\ 6 & -2 \end{bmatrix} + \begin{bmatrix} 3 & 4 \\ -1 & 13 \end{bmatrix} \\
3A + \left\{ (-1) \begin{bmatrix} 2 & -1 \\ 3 & 5 \end{bmatrix} + (-1)(5A) \right\} &= \begin{bmatrix} -1 & 6 \\ 5 & 11 \end{bmatrix} \\
3A + (-1) \begin{bmatrix} 2 & -1 \\ 3 & 5 \end{bmatrix} + (-1)(5A) &= \begin{bmatrix} -1 & 6 \\ 5 & 11 \end{bmatrix} \\
3A + \begin{bmatrix} (-1)(2) & (-1)(-1) \\ (-1)(3) & (-1)(5) \end{bmatrix} + ((-1)(5))A &= \begin{bmatrix} -1 & 6 \\ 5 & 11 \end{bmatrix} \\
3A + \begin{bmatrix} -2 & 1 \\ -3 & -5 \end{bmatrix} + (-5)A &= \begin{bmatrix} -1 & 6 \\ 5 & 11 \end{bmatrix} \\
3A + (-5)A + \begin{bmatrix} -2 & 1 \\ -3 & -5 \end{bmatrix} &= \begin{bmatrix} -1 & 6 \\ 5 & 11 \end{bmatrix} \\
(3 + (-5))A + \begin{bmatrix} -2 & 1 \\ -3 & -5 \end{bmatrix} + \left(- \begin{bmatrix} -2 & 1 \\ -3 & -5 \end{bmatrix} \right) &= \begin{bmatrix} -1 & 6 \\ 5 & 11 \end{bmatrix} + \left(- \begin{bmatrix} -2 & 1 \\ -3 & -5 \end{bmatrix} \right) \\
(-2)A + 0_{2 \times 2} &= \begin{bmatrix} -1 & 6 \\ 5 & 11 \end{bmatrix} - \begin{bmatrix} -2 & 1 \\ -3 & -5 \end{bmatrix} \\
(-2)A &= \begin{bmatrix} -1 - (-2) & 6 - 1 \\ 5 - (-3) & 11 - (-5) \end{bmatrix} \\
(-2)A &= \begin{bmatrix} 1 & 5 \\ 8 & 16 \end{bmatrix} \\
(-\frac{1}{2})((-2)A) &= -\frac{1}{2} \begin{bmatrix} 1 & 5 \\ 8 & 16 \end{bmatrix} \\
((-\frac{1}{2})(-2))A &= \begin{bmatrix} (-\frac{1}{2})(1) & (-\frac{1}{2})(5) \\ (-\frac{1}{2})(8) & (-\frac{1}{2})(16) \end{bmatrix} \\
1A &= \begin{bmatrix} -\frac{1}{2} & -\frac{5}{2} \\ -4 & -\frac{16}{2} \end{bmatrix} \\
A &= \begin{bmatrix} -\frac{1}{2} & -\frac{5}{2} \\ -4 & -8 \end{bmatrix}
\end{aligned}$$

The reader is encouraged to check our answer in the original equation. □

While the solution to the previous example is written in excruciating detail, in practice many of the steps above are omitted. We have spelled out each step in this example to encourage the reader to justify each step using the definitions and properties we have established thus far for matrix arithmetic. The reader is encouraged to solve the equation in Example 8.3.1 as they would any other linear equation, for example: $3a - (2 + 5a) = -4 + \frac{1}{3}(9)$.

We now turn our attention to **matrix multiplication** - that is, multiplying a matrix by another matrix. Based on the ‘no surprises’ trend so far in the section, you may expect that in order to multiply two matrices, they must be of the same size and you find the product by multiplying the corresponding entries. While this kind of product is used in other areas of mathematics,⁶ we define matrix multiplication to serve us in solving systems of linear equations. To that end, we begin by defining the product of a row and a column. We motivate the general definition with an example. Consider the two matrices A and B below.

$$A = \begin{bmatrix} 2 & 0 & -1 \\ -10 & 3 & 5 \end{bmatrix} \quad B = \begin{bmatrix} 3 & 1 & 2 & -8 \\ 4 & 8 & -5 & 9 \\ 5 & 0 & -2 & -12 \end{bmatrix}$$

Let $R1$ denote the first row of A and $C1$ denote the first column of B . To find the ‘product’ of $R1$ with $C1$, denoted $R1 \cdot C1$, we first find the product of the first entry in $R1$ and the first entry in $C1$. Next, we add to that the product of the second entry in $R1$ and the second entry in $C1$. Finally, we take that sum and we add to that the product of the last entry in $R1$ and the last entry in $C1$. Using entry notation, $R1 \cdot C1 = a_{11}b_{11} + a_{12}b_{21} + a_{13}b_{31} = (2)(3) + (0)(4) + (-1)(5) = 6 + 0 + (-5) = 1$. We can visualize this schematically as follows

$$\begin{array}{c} \begin{bmatrix} 2 & 0 & -1 \\ -10 & 3 & 5 \end{bmatrix} \begin{bmatrix} 3 & 1 & 2 & -8 \\ 4 & 8 & -5 & 9 \\ 5 & 0 & -2 & -12 \end{bmatrix} \\ \hline \underbrace{\begin{array}{c} \xrightarrow{\quad} \boxed{3} \\ \boxed{2} \quad 0 \quad -1 \\ \downarrow \\ 4 \\ 5 \end{array}}_{a_{11}b_{11}} \quad + \quad \underbrace{\begin{array}{c} \xrightarrow{\quad} 3 \\ 2 \quad \boxed{0} \quad -1 \\ \downarrow \\ \boxed{4} \\ 5 \end{array}}_{a_{12}b_{21}} \quad + \quad \underbrace{\begin{array}{c} \xrightarrow{\quad} 3 \\ 2 \quad 0 \quad \boxed{-1} \\ \downarrow \\ 4 \\ \boxed{5} \end{array}}_{a_{13}b_{31}} \\ \hline (2)(3) \quad + \quad (0)(4) \quad + \quad (-1)(5) \end{array}$$

To find $R2 \cdot C3$ where $R2$ denotes the second row of A and $C3$ denotes the third column of B , we proceed similarly. We start with finding the product of the first entry of $R2$ with the first entry in $C3$ then add to it the product of the second entry in $R2$ with the second entry in $C3$, and so forth. Using entry notation, we have $R2 \cdot C3 = a_{21}b_{13} + a_{22}b_{23} + a_{23}b_{33} = (-10)(2) + (3)(-5) + (5)(-2) = -45$. Schematically,

$$\begin{bmatrix} 2 & 0 & -1 \\ -10 & 3 & 5 \end{bmatrix} \begin{bmatrix} 3 & 1 & 2 & -8 \\ 4 & 8 & -5 & 9 \\ 5 & 0 & -2 & -12 \end{bmatrix}$$

⁶See this article on the [Hadamard Product](#).

$$\begin{array}{c}
 \xrightarrow{\quad} \boxed{2} \downarrow \\
 \boxed{-10} \quad 3 \quad 5 \quad -5 \\
 \quad \quad \quad \quad -2 \\
 \hline
 a_{21}b_{13} = (-10)(2) = -20
 \end{array}
 +
 \begin{array}{c}
 \xrightarrow{\quad} 2 \downarrow \\
 -10 \quad \boxed{3} \quad 5 \quad \boxed{-5} \\
 \quad \quad \quad \quad -2 \\
 \hline
 a_{22}b_{23} = (3)(-5) = -15
 \end{array}
 +
 \begin{array}{c}
 \xrightarrow{\quad} 2 \downarrow \\
 -10 \quad 3 \quad \boxed{5} \quad -5 \\
 \quad \quad \quad \quad \quad \quad -2 \\
 \hline
 a_{23}b_{33} = (5)(-2) = -10
 \end{array}$$

Generalizing this process, we have the following definition.

DEFINITION 8.9. Product of a Row and a Column: Suppose $A = [a_{ij}]_{m \times n}$ and $B = [b_{ij}]_{n \times r}$. Let R_i denote the i th row of A and let C_j denote the j th column of B . The **product of R_i and C_j** , denoted $R_i \cdot C_j$ is the real number defined by

$$R_i \cdot C_j = a_{i1}b_{1j} + a_{i2}b_{2j} + \dots + a_{in}b_{nj}$$

Note that in order to multiply a row by a column, the number of entries in the row must match the number of entries in the column. We are now in the position to define matrix multiplication.

DEFINITION 8.10. Matrix Multiplication: Suppose $A = [a_{ij}]_{m \times n}$ and $B = [b_{ij}]_{n \times r}$. Let R_i denote the i th row of A and let C_j denote the j th column of B . The **product of A and B** , denoted AB , is the matrix defined by

$$AB = [R_i \cdot C_j]_{m \times r}$$

that is

$$AB = \begin{bmatrix} R_1 \cdot C_1 & R_1 \cdot C_2 & \dots & R_1 \cdot C_r \\ R_2 \cdot C_1 & R_2 \cdot C_2 & \dots & R_2 \cdot C_r \\ \vdots & \vdots & & \vdots \\ R_m \cdot C_1 & R_m \cdot C_2 & \dots & R_m \cdot C_r \end{bmatrix}$$

There are a number of subtleties in Definition 8.10 which warrant closer inspection. First and foremost, Definition 8.10 tells us that the ij -entry of a matrix product AB is the i th row of A times the j th column of B . In order for this to be defined, the number of entries in the rows of A must match the number of entries in the columns of B . This means that the number of columns of A must match the number of rows of B .⁷ In other words, to multiply A times B , the second dimension of A must match the first dimension of B , which is why in Definition 8.10, $A_{m \times n}$ is being multiplied by a matrix $B_{n \times r}$. Furthermore, the product matrix AB has as many rows as A and as many columns of B . As a result, when multiplying a matrix $A_{m \times n}$ by a matrix $B_{n \times r}$, the result is the matrix $AB_{m \times r}$. Returning to our example matrices below, we see that A is a 2×3 matrix and B is a 3×4 matrix. This means that the product matrix AB is defined and will be a 2×4 matrix.

$$A = \begin{bmatrix} 2 & 0 & -1 \\ -10 & 3 & 5 \end{bmatrix} \quad B = \begin{bmatrix} 3 & 1 & 2 & -8 \\ 4 & 8 & -5 & 9 \\ 5 & 0 & -2 & -12 \end{bmatrix}$$

⁷The reader is encouraged to think this through carefully.

Using R_i to denote the i th row of A and C_j to denote the j th column of B , we form AB according to Definition 8.10.

$$AB = \begin{bmatrix} R1 \cdot C1 & R1 \cdot C2 & R1 \cdot C3 & R1 \cdot C4 \\ R2 \cdot C1 & R2 \cdot C2 & R2 \cdot C3 & R2 \cdot C4 \end{bmatrix} = \begin{bmatrix} 1 & 2 & 6 & -4 \\ 7 & 14 & -45 & 47 \end{bmatrix}$$

Note that the product BA is not defined, since B is a 3×4 matrix while A is a 2×3 matrix; B has more columns than A has rows, and so it is not possible to multiply a row of B by a column of A . Even when the dimensions of A and B are compatible such that AB and BA are both defined, the product AB and BA aren't necessarily equal.⁸ In other words, AB may not equal BA . Although there is no commutative property of matrix multiplication in general, several other real number properties are inherited by matrix multiplication, as illustrated in our next theorem.

THEOREM 8.5. Properties of Matrix Multiplication Let A , B and C be matrices such that all of the matrix products below are defined and let k be a real number.

- **Associative Property of Matrix Multiplication:** $(AB)C = A(BC)$
- **Associative Property with Scalar Multiplication:** $k(AB) = (kA)B = A(kB)$
- **Identity Property:** For a natural number k , the $k \times k$ **identity matrix**, denoted I_k , is defined by $I_k = [d_{ij}]_{k \times k}$ where

$$d_{ij} = \begin{cases} 1, & \text{if } i = j \\ 0, & \text{otherwise} \end{cases}$$

For all $m \times n$ matrices, $I_m A = A I_n = A$.

- **Distributive Property of Matrix Multiplication over Matrix Addition:**

$$A(B \pm C) = AB \pm AC \text{ and } (A \pm B)C = AC \pm BC$$

The one property in Theorem 8.5 which begs further investigation is, without doubt, the multiplicative identity. The entries in a matrix where $i = j$ comprise what is called the **main diagonal** of the matrix. The identity matrix has 1's along its main diagonal and 0's everywhere else. A few examples of the matrix I_k mentioned in Theorem 8.5 are given below. The reader is encouraged to see how they match the definition of the identity matrix presented there.

$$\begin{array}{cccc} [1] & \begin{bmatrix} 1 & 0 \\ 0 & 1 \end{bmatrix} & \begin{bmatrix} 1 & 0 & 0 \\ 0 & 1 & 0 \\ 0 & 0 & 1 \end{bmatrix} & \begin{bmatrix} 1 & 0 & 0 & 0 \\ 0 & 1 & 0 & 0 \\ 0 & 0 & 1 & 0 \\ 0 & 0 & 0 & 1 \end{bmatrix} \\ I_1 & I_2 & I_3 & I_4 \end{array}$$

⁸And may not even have the same dimensions. For example, if A is a 2×3 matrix and B is a 3×2 matrix, then AB is defined and is a 2×2 matrix while BA is also defined... but is a 3×3 matrix!

The identity matrix is an example of what is called a **square matrix** as it has the same number of rows as columns. Note that to in order to verify that the identity matrix acts as a multiplicative identity, some care must be taken depending on the order of the multiplication. For example, take the matrix 2×3 matrix A from earlier

$$A = \begin{bmatrix} 2 & 0 & -1 \\ -10 & 3 & 5 \end{bmatrix}$$

In order for the product $I_k A$ to be defined, $k = 2$; similarly, for AI_k to be defined, $k = 3$. We leave it to the reader to show $I_2 A = A$ and $AI_3 = A$. In other words,

$$\begin{bmatrix} 1 & 0 \\ 0 & 1 \end{bmatrix} \begin{bmatrix} 2 & 0 & -1 \\ -10 & 3 & 5 \end{bmatrix} = \begin{bmatrix} 2 & 0 & -1 \\ -10 & 3 & 5 \end{bmatrix}$$

and

$$\begin{bmatrix} 2 & 0 & -1 \\ -10 & 3 & 5 \end{bmatrix} \begin{bmatrix} 1 & 0 & 0 \\ 0 & 1 & 0 \\ 0 & 0 & 1 \end{bmatrix} = \begin{bmatrix} 2 & 0 & -1 \\ -10 & 3 & 5 \end{bmatrix}$$

While the proofs of the properties in Theorem 8.5 are computational in nature, the notation becomes quite involved very quickly, so they are left to a course in Linear Algebra. The following example provides some practice with matrix multiplication and its properties. As usual, some valuable lessons are to be learned.

EXAMPLE 8.3.2.

1. Find AB for $A = \begin{bmatrix} -23 & -1 & 17 \\ 46 & 2 & -34 \end{bmatrix}$ and $B = \begin{bmatrix} -3 & 2 \\ 1 & 5 \\ -4 & 3 \end{bmatrix}$
2. Find $C^2 - 5C + 10I_2$ for $C = \begin{bmatrix} 1 & -2 \\ 3 & 4 \end{bmatrix}$
3. Suppose M is a 4×4 matrix. Use Theorem 8.5 to expand $(M - 2I_4)(M + 3I_4)$.

SOLUTION.

1. We have $AB = \begin{bmatrix} -23 & -1 & 17 \\ 46 & 2 & -34 \end{bmatrix} \begin{bmatrix} -3 & 2 \\ 1 & 5 \\ -4 & 3 \end{bmatrix} = \begin{bmatrix} 0 & 0 \\ 0 & 0 \end{bmatrix}$

2. Just as x^2 means x times itself, C^2 denotes the matrix C times itself. We get

$$\begin{aligned}
C^2 - 5C + 10I_2 &= \begin{bmatrix} 1 & -2 \\ 3 & 4 \end{bmatrix}^2 - 5 \begin{bmatrix} 1 & -2 \\ 3 & 4 \end{bmatrix} + 10 \begin{bmatrix} 1 & 0 \\ 0 & 1 \end{bmatrix} \\
&= \begin{bmatrix} 1 & -2 \\ 3 & 4 \end{bmatrix} \begin{bmatrix} 1 & -2 \\ 3 & 4 \end{bmatrix} + \begin{bmatrix} -5 & 10 \\ -15 & -20 \end{bmatrix} + \begin{bmatrix} 10 & 0 \\ 0 & 10 \end{bmatrix} \\
&= \begin{bmatrix} -5 & -10 \\ 15 & 10 \end{bmatrix} + \begin{bmatrix} 5 & 10 \\ -15 & -10 \end{bmatrix} \\
&= \begin{bmatrix} 0 & 0 \\ 0 & 0 \end{bmatrix}
\end{aligned}$$

3. We expand $(M - 2I_4)(M + 3I_4)$ with the same pedantic zeal we showed in Example 8.3.1. The reader is encouraged to determine which property of matrix arithmetic is used as we proceed from one step to the next.

$$\begin{aligned}
(M - 2I_4)(M + 3I_4) &= (M - 2I_4)M + (M - 2I_4)(3I_4) \\
&= MM - (2I_4)M + M(3I_4) - (2I_4)(3I_4) \\
&= M^2 - 2(I_4M) + 3(MI_4) - 2(I_4(3I_4)) \\
&= M^2 - 2M + 3M - 2(3(I_4I_4)) \\
&= M^2 + M - 6I_4
\end{aligned}$$

□

Example 8.3.2 illustrates some interesting features of matrix multiplication. First note that in part 1, neither A nor B is the zero matrix, yet the product AB is the zero matrix. Hence, the zero product property enjoyed by real numbers and scalar multiplication does not hold for matrix multiplication. Parts 2 and 3 introduce us to polynomials involving matrices. The reader is encouraged to step back and compare our expansion of the matrix product $(M - 2I_4)(M + 3I_4)$ in part 3 with the product $(x - 2)(x + 3)$ from real number algebra. The exercises explore this kind of parallel further.

As we mentioned earlier, a point $P(x, y)$ in the xy -plane can be represented as a 2×1 position matrix. We now show that matrix multiplication can be used to rotate these points, and hence graphs of equations.

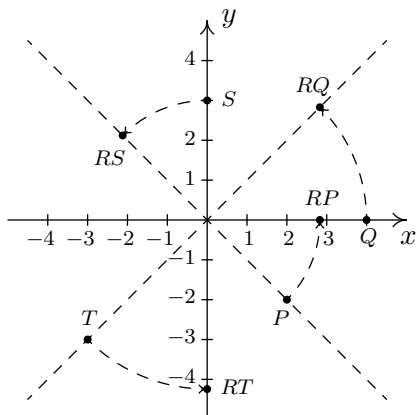
EXAMPLE 8.3.3. Let $R = \begin{bmatrix} \frac{\sqrt{2}}{2} & -\frac{\sqrt{2}}{2} \\ \frac{\sqrt{2}}{2} & \frac{\sqrt{2}}{2} \end{bmatrix}$.

1. Plot $P(2, -2)$, $Q(4, 0)$, $S(0, 3)$, and $T(-3, -3)$ in the plane as well as the points RP , RQ , RS , and RT . Plot the lines $y = x$ and $y = -x$ as guides. What does R appear to be doing to these points?
2. If a point P is on the hyperbola $x^2 - y^2 = 4$, show that the point RP is on the curve $y = \frac{2}{x}$.

SOLUTION. For $P(2, -2)$, the position matrix is $P = \begin{bmatrix} 2 \\ -2 \end{bmatrix}$, and

$$\begin{aligned} RP &= \begin{bmatrix} \frac{\sqrt{2}}{2} & -\frac{\sqrt{2}}{2} \\ \frac{\sqrt{2}}{2} & \frac{\sqrt{2}}{2} \end{bmatrix} \begin{bmatrix} 2 \\ -2 \end{bmatrix} \\ &= \begin{bmatrix} 2\sqrt{2} \\ 0 \end{bmatrix} \end{aligned}$$

We have that R takes $(2, -2)$ to $(2\sqrt{2}, 0)$. Similarly, we find $(4, 0)$ is moved to $(2\sqrt{2}, 2\sqrt{2})$, $(0, 3)$ is moved to $(-\frac{3\sqrt{2}}{2}, \frac{3\sqrt{2}}{2})$, and $(-3, -3)$ is moved to $(0, -3\sqrt{2})$. Plotting these in the coordinate plane along with the lines $y = x$ and $y = -x$, we see that the matrix R is rotating these points counterclockwise by 45° .



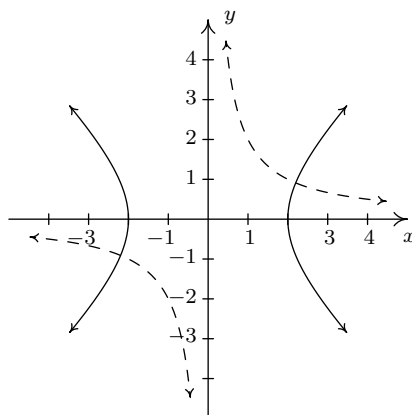
For a generic point $P(x, y)$ on the hyperbola $x^2 - y^2 = 4$, we have

$$\begin{aligned} RP &= \begin{bmatrix} \frac{\sqrt{2}}{2} & -\frac{\sqrt{2}}{2} \\ \frac{\sqrt{2}}{2} & \frac{\sqrt{2}}{2} \end{bmatrix} \begin{bmatrix} x \\ y \end{bmatrix} \\ &= \begin{bmatrix} \frac{\sqrt{2}}{2}x - \frac{\sqrt{2}}{2}y \\ \frac{\sqrt{2}}{2}x + \frac{\sqrt{2}}{2}y \end{bmatrix} \end{aligned}$$

which means R takes (x, y) to $(\frac{\sqrt{2}}{2}x - \frac{\sqrt{2}}{2}y, \frac{\sqrt{2}}{2}x + \frac{\sqrt{2}}{2}y)$. To show that this point is on the curve $y = \frac{2}{x}$, we replace x with $\frac{\sqrt{2}}{2}x - \frac{\sqrt{2}}{2}y$ and y with $\frac{\sqrt{2}}{2}x + \frac{\sqrt{2}}{2}y$ and simplify.

$$\begin{aligned}
y &= \frac{2}{x} \\
\frac{\sqrt{2}}{2}x + \frac{\sqrt{2}}{2}y &\stackrel{?}{=} \frac{2}{\frac{\sqrt{2}}{2}x - \frac{\sqrt{2}}{2}y} \\
\left(\frac{\sqrt{2}}{2}x - \frac{\sqrt{2}}{2}y\right)\left(\frac{\sqrt{2}}{2}x + \frac{\sqrt{2}}{2}y\right) &\stackrel{?}{=} \left(\frac{2}{\frac{\sqrt{2}}{2}x - \frac{\sqrt{2}}{2}y}\right)\left(\frac{\sqrt{2}}{2}x - \frac{\sqrt{2}}{2}y\right) \\
\left(\frac{\sqrt{2}}{2}x\right)^2 - \left(\frac{\sqrt{2}}{2}y\right)^2 &\stackrel{?}{=} 2 \\
\frac{x^2}{2} - \frac{y^2}{2} &\stackrel{?}{=} 2 \\
x^2 - y^2 &\stackrel{\checkmark}{=} 4
\end{aligned}$$

Since (x, y) is on the hyperbola $x^2 - y^2 = 4$, we know that this last equation is true. Since all of our steps are reversible, this last equation is equivalent to our original equation, which establishes the point is, indeed, on the graph of $y = \frac{2}{x}$. This means that the graph of $y = \frac{2}{x}$ is a hyperbola – it is the hyperbola $x^2 - y^2 = 4$ rotated counterclockwise by 45° .⁹ Below we have the graph of $x^2 - y^2 = 4$ (solid line) and $y = \frac{2}{x}$ (dashed line) for comparison.



□

When we started this section, we mentioned that we would temporarily consider matrices as their own entities, but that the algebra developed here would ultimately allow us to solve systems of linear equations. To that end, consider the system

$$\begin{cases} 3x - y + z = 8 \\ x + 2y - z = 4 \\ 2x + 3y - 4z = 10 \end{cases}$$

In Section 8.2, we encoded this system into the augmented matrix

$$\left[\begin{array}{ccc|c} 3 & -1 & 1 & 8 \\ 1 & 2 & -1 & 4 \\ 2 & 3 & -4 & 10 \end{array} \right]$$

⁹See Section 7.5 for more details.

Recall that the entries to the left of the vertical line come from the coefficients of the variables in the system, while those on the right comprise the associated constants. For that reason, we may form the **coefficient matrix** A , the **unknowns matrix** X and the **constant matrix** B as below

$$A = \begin{bmatrix} 3 & -1 & 1 \\ 1 & 2 & -1 \\ 2 & 3 & -4 \end{bmatrix} \quad X = \begin{bmatrix} x \\ y \\ z \end{bmatrix} \quad B = \begin{bmatrix} 8 \\ 4 \\ 10 \end{bmatrix}$$

We now consider the matrix equation $AX = B$.

$$AX = B$$

$$\begin{bmatrix} 3 & -1 & 1 \\ 1 & 2 & -1 \\ 2 & 3 & -4 \end{bmatrix} \begin{bmatrix} x \\ y \\ z \end{bmatrix} = \begin{bmatrix} 8 \\ 4 \\ 10 \end{bmatrix}$$

$$\begin{bmatrix} 3x - y + z \\ x + 2y - z \\ 2x + 3y - 4z \end{bmatrix} = \begin{bmatrix} 8 \\ 4 \\ 10 \end{bmatrix}$$

We see that finding a solution (x, y, z) to the original system corresponds to finding a solution X for the matrix equation $AX = B$. If we think about solving the real number equation $ax = b$, we would simply ‘divide’ both sides by a . Is it possible to ‘divide’ both sides of the matrix equation $AX = B$ by the matrix A ? This is the central topic of Section 8.4.

8.3.1 EXERCISES

1. Using the matrices

$$A = \begin{bmatrix} 1 & 2 \\ 3 & 4 \end{bmatrix} \quad B = \begin{bmatrix} 0 & -3 \\ -5 & 2 \end{bmatrix} \quad C = \begin{bmatrix} 10 & -\frac{11}{2} & 0 \\ \frac{3}{5} & 5 & 9 \end{bmatrix}$$

$$D = \begin{bmatrix} 7 & -13 \\ -\frac{4}{3} & 0 \\ 6 & 8 \end{bmatrix} \quad E = \begin{bmatrix} 1 & 2 & 3 \\ 0 & 4 & -9 \\ 0 & 0 & -5 \end{bmatrix}$$

compute the following matrices or state that they are undefined.

- | | | |
|---------------|-----------------------|------------------------|
| (a) $7B - 4A$ | (f) $CD + 2I_2A$ | (k) $E^2 + 5E - 36I_3$ |
| (b) AB | (g) $A - 4I_2$ | (l) EDC |
| (c) BA | (h) $A^2 - B^2$ | (m) CDE |
| (d) $E + D$ | (i) $(A + B)(A - B)$ | (n) $ABCEDI_2$ |
| (e) ED | (j) $A^2 - 5A - 2I_2$ | |

2. Let

$$A = \begin{bmatrix} a & b & c \\ d & e & f \end{bmatrix} \quad E_1 = \begin{bmatrix} 0 & 1 \\ 1 & 0 \end{bmatrix} \quad E_2 = \begin{bmatrix} 5 & 0 \\ 0 & 1 \end{bmatrix} \quad E_3 = \begin{bmatrix} 1 & -2 \\ 0 & 1 \end{bmatrix}$$

Compute E_1A , E_2A and E_3A . What effect did each of the E_i matrices have on the rows of A ? Create E_4 so that its effect on A is to multiply the bottom row by -6 . How would you extend this idea to matrices with more than two rows?

3. In the small village of Pedimaxus in the country of Sasquatchia, all 150 residents get one of the two local newspapers. Market research has shown that in any given week, 90% of those who subscribe to the Pedimaxus Tribune want to keep getting it, but 10% want to switch to the Sasquatchia Picayune. Of those who receive the Picayune, 80% want to continue with it and 20% want switch to the Tribune. We can express this situation using matrices. Specifically, let X be the ‘state matrix’ given by

$$X = \begin{bmatrix} T \\ P \end{bmatrix}$$

where T is the number of people who get the Tribune and P is the number of people who get the Picayune in a given week. Let Q be the ‘transition matrix’ given by

$$Q = \begin{bmatrix} 0.90 & 0.20 \\ 0.10 & 0.80 \end{bmatrix}$$

such that QX will be the state matrix for the next week.

- (a) Let's assume that when Pedimaxus was founded, all 150 residents got the Tribune. (Let's call this Week 0.) This would mean

$$X = \begin{bmatrix} 150 \\ 0 \end{bmatrix}$$

Since 10% of that 150 want to switch to the Picayune, we should have that for Week 1, 135 people get the Tribune and 15 people get the Picayune. Show that QX in this situation is indeed

$$QX = \begin{bmatrix} 135 \\ 15 \end{bmatrix}$$

- (b) Assuming that the percentages stay the same, we can get to the subscription numbers for Week 2 by computing Q^2X . How many people get each paper in Week 2?
- (c) Explain why the transition matrix does what we want it to do.
- (d) If the conditions do not change from week to week, then Q remains the same and we have what's known as a **Stochastic Process**¹⁰ because Week n 's numbers are found by computing Q^nX . Choose a few values of n and, with the help of your classmates and calculator, find out how many people get each paper for that week. You should start to see a pattern as $n \rightarrow \infty$.
- (e) If you didn't see the pattern, we'll help you out. Let

$$X_s = \begin{bmatrix} 100 \\ 50 \end{bmatrix}.$$

Show that $QX_s = X_s$. This is called the **steady state** because the number of people who get each paper didn't change for the next week. Show that $Q^nX \rightarrow X_s$ as $n \rightarrow \infty$.

- (f) Now let

$$S = \begin{bmatrix} \frac{2}{3} & \frac{2}{3} \\ \frac{1}{3} & \frac{1}{3} \end{bmatrix}$$

Show that $Q^n \rightarrow S$ as $n \rightarrow \infty$.

- (g) Show that $SY = X_s$ for any matrix Y of the form

$$Y = \begin{bmatrix} y \\ 150 - y \end{bmatrix}$$

This means that no matter how the distribution starts in Pedimaxus, if Q is applied often enough, we always end up with 100 people getting the Tribune and 50 people getting the Picayune.

¹⁰More specifically, we have a Markov Chain, which is a special type of stochastic process.

4. Let $z = a + bi$ and $w = c + di$ be arbitrary complex numbers. Associate z and w with the matrices

$$Z = \begin{bmatrix} a & b \\ -b & a \end{bmatrix} \quad \text{and} \quad W = \begin{bmatrix} c & d \\ -d & c \end{bmatrix}$$

Show that complex number addition, subtraction and multiplication are mirrored by the associated *matrix* arithmetic. That is, show that $Z + W$, $Z - W$ and ZW produce matrices which can be associated with the complex numbers $z + w$, $z - w$ and zw , respectively.

5. A square matrix is said to be an **upper triangular matrix** if all of its entries below the main diagonal are zero and it is said to be a **lower triangular matrix** if all of its entries above the main diagonal are zero. For example,

$$E = \begin{bmatrix} 1 & 2 & 3 \\ 0 & 4 & -9 \\ 0 & 0 & -5 \end{bmatrix}$$

from Exercise 1 above is an upper triangular matrix whereas

$$F = \begin{bmatrix} 1 & 0 \\ 3 & 0 \end{bmatrix}$$

is a lower triangular matrix. (Zeros are allowed on the main diagonal.) Discuss the following questions with your classmates.

- Give an example of a matrix which is neither upper triangular nor lower triangular.
- Is the product of two $n \times n$ upper triangular matrices always upper triangular?
- Is the product of two $n \times n$ lower triangular matrices always lower triangular?
- Given the matrix

$$A = \begin{bmatrix} 1 & 2 \\ 3 & 4 \end{bmatrix}$$

write A as LU where L is a lower triangular matrix and U is an upper triangular matrix?

- Are there any matrices which are simultaneously upper and lower triangular?

6. Let

$$A = \begin{bmatrix} 1 & 2 \\ 3 & 4 \end{bmatrix} \quad \text{and} \quad B = \begin{bmatrix} 0 & -3 \\ -5 & 2 \end{bmatrix}$$

Compare $(A + B)^2$ to $A^2 + 2AB + B^2$. Discuss with your classmates what constraints must be placed on two arbitrary matrices A and B so that both $(A + B)^2$ and $A^2 + 2AB + B^2$ exist. When will $(A + B)^2 = A^2 + 2AB + B^2$? In general, what is the correct formula for $(A + B)^2$?

8.3.2 ANSWERS

$$1. \quad (\text{a}) \quad 7B - 4A = \begin{bmatrix} -4 & -29 \\ -47 & -2 \end{bmatrix}$$

$$(\text{b}) \quad AB = \begin{bmatrix} -10 & 1 \\ -20 & -1 \end{bmatrix}$$

$$(\text{c}) \quad BA = \begin{bmatrix} -9 & -12 \\ 1 & -2 \end{bmatrix}$$

(d) $E + D$ is undefined

$$(\text{e}) \quad ED = \begin{bmatrix} \frac{67}{3} & 11 \\ -\frac{178}{3} & -72 \\ -30 & -40 \end{bmatrix}$$

$$(\text{f}) \quad CD + 2I_2A = \begin{bmatrix} \frac{238}{3} & -126 \\ \frac{863}{15} & \frac{361}{5} \end{bmatrix}$$

$$(\text{g}) \quad A - 4I_2 = \begin{bmatrix} -3 & 2 \\ 3 & 0 \end{bmatrix}$$

$$(\text{h}) \quad A^2 - B^2 = \begin{bmatrix} -8 & 16 \\ 25 & 3 \end{bmatrix}$$

$$(\text{i}) \quad (A + B)(A - B) = \begin{bmatrix} -7 & 3 \\ 46 & 2 \end{bmatrix}$$

$$(\text{j}) \quad A^2 - 5A - 2I_2 = \begin{bmatrix} 0 & 0 \\ 0 & 0 \end{bmatrix}$$

$$(\text{k}) \quad E^2 + 5E - 36I_3 = \begin{bmatrix} -30 & 20 & -15 \\ 0 & 0 & -36 \\ 0 & 0 & -36 \end{bmatrix}$$

$$(\text{l}) \quad EDC = \begin{bmatrix} \frac{3449}{15} & -\frac{407}{6} & 99 \\ -\frac{9548}{15} & -\frac{101}{3} & -648 \\ -324 & -35 & -360 \end{bmatrix}$$

(m) CDE is undefined

$$(\text{n}) \quad ABCEDI_2 = \begin{bmatrix} -\frac{90749}{15} & -\frac{28867}{5} \\ -\frac{156601}{15} & -\frac{47033}{5} \end{bmatrix}$$

$$2. \quad E_1A = \begin{bmatrix} d & e & f \\ a & b & c \end{bmatrix} \quad E_1 \text{ interchanged } R1 \text{ and } R2 \text{ of } A.$$

$$E_2A = \begin{bmatrix} 5a & 5b & 5c \\ d & e & f \end{bmatrix} \quad E_2 \text{ multiplied } R1 \text{ of } A \text{ by } 5.$$

$$E_3A = \begin{bmatrix} a - 2d & b - 2e & c - 2f \\ d & e & f \end{bmatrix} \quad E_3 \text{ replaced } R1 \text{ in } A \text{ with } R1 - 2R2.$$

$$E_4 = \begin{bmatrix} 1 & 0 \\ 0 & -6 \end{bmatrix}$$

8.4 SYSTEMS OF LINEAR EQUATIONS: MATRIX INVERSES

We concluded Section 8.3 by showing how we can rewrite a system of linear equations as the matrix equation $AX = B$ where A and B are known matrices and the solution matrix X of the equation corresponds to the solution of the system. In this section, we develop the method for solving such an equation. To that end, consider the system

$$\begin{cases} 2x - 3y = 16 \\ 3x + 4y = 7 \end{cases}$$

To write this as a matrix equation, we follow the procedure outlined on page 488. We find the coefficient matrix A , the unknowns matrix X and constant matrix B to be

$$A = \begin{bmatrix} 2 & -3 \\ 3 & 4 \end{bmatrix} \quad X = \begin{bmatrix} x \\ y \end{bmatrix} \quad B = \begin{bmatrix} 16 \\ 7 \end{bmatrix}$$

In order to motivate how we solve a matrix equation like $AX = B$, we revisit solving a similar equation involving real numbers. Consider the equation $3x = 5$. To solve, we simply divide both sides by 3 and obtain $x = \frac{5}{3}$. How can we go about defining an analogous process for matrices? To answer this question, we solve $3x = 5$ again, but this time, we pay attention to the properties of real numbers being used at each step. Recall that dividing by 3 is the same as multiplying by $\frac{1}{3} = 3^{-1}$, the so-called *multiplicative inverse* of 3.¹

$$\begin{array}{ll} 3x & = 5 \\ 3^{-1}(3x) & = 3^{-1}(5) \quad \text{Multiply by the (multiplicative) inverse of 3} \\ (3^{-1} \cdot 3)x & = 3^{-1}(5) \quad \text{Associative property of multiplication} \\ 1 \cdot x & = 3^{-1}(5) \quad \text{Inverse property} \\ x & = 3^{-1}(5) \quad \text{Multiplicative Identity} \end{array}$$

If we wish to check our answer, we substitute $x = 3^{-1}(5)$ into the original equation

$$\begin{array}{ll} 3x & \stackrel{?}{=} 5 \\ 3(3^{-1}(5)) & \stackrel{?}{=} 5 \\ (3 \cdot 3^{-1})(5) & \stackrel{?}{=} 5 \quad \text{Associative property of multiplication} \\ 1 \cdot 5 & \stackrel{?}{=} 5 \quad \text{Inverse property} \\ 5 & \stackrel{\checkmark}{=} 5 \quad \text{Multiplicative Identity} \end{array}$$

Thinking back to Theorem 8.5, we know that matrix multiplication enjoys both an associative property and a multiplicative identity. What's missing from the mix is a multiplicative inverse for the coefficient matrix A . Assuming we can find such a beast, we can mimic our solution (and check) to $3x = 5$ as follows

¹Every nonzero real number a has a multiplicative inverse, denoted a^{-1} , such that $a^{-1} \cdot a = a \cdot a^{-1} = 1$.

Solving $AX = B$	Checking our answer
$AX = B$	$AX \stackrel{?}{=} B$
$A^{-1}(AX) = A^{-1}B$	$A(A^{-1}B) \stackrel{?}{=} B$
$(A^{-1}A)X = A^{-1}B$	$(AA^{-1})B \stackrel{?}{=} B$
$I_2X = A^{-1}B$	$I_2B \stackrel{?}{=} B$
$X = A^{-1}B$	$B \stackrel{\checkmark}{=} B$

The matrix A^{-1} is read ‘ A -inverse’ and we will define it formally later in the section. At this stage, we have no idea if such a matrix A^{-1} exists, but that won’t deter us from trying to find it.² We want A^{-1} to satisfy two equations, $A^{-1}A = I_2$ and $AA^{-1} = I_2$, making A^{-1} necessarily a 2×2 matrix.³ Hence, we assume A^{-1} has the form

$$A^{-1} = \begin{bmatrix} x_1 & x_2 \\ x_3 & x_4 \end{bmatrix}$$

for real numbers x_1, x_2, x_3 and x_4 . For reasons which will become clear later, we focus our attention on the equation $AA^{-1} = I_2$. We have

$$AA^{-1} = I_2$$

$$\begin{bmatrix} 2 & -3 \\ 3 & 4 \end{bmatrix} \begin{bmatrix} x_1 & x_2 \\ x_3 & x_4 \end{bmatrix} = \begin{bmatrix} 1 & 0 \\ 0 & 1 \end{bmatrix}$$

$$\begin{bmatrix} 2x_1 - 3x_3 & 2x_2 - 3x_4 \\ 3x_1 + 4x_3 & 3x_2 + 4x_4 \end{bmatrix} = \begin{bmatrix} 1 & 0 \\ 0 & 1 \end{bmatrix}$$

This gives rise to *two* more systems of equations

$$\begin{cases} 2x_1 - 3x_3 = 1 \\ 3x_1 + 4x_3 = 0 \end{cases} \quad \begin{cases} 2x_2 - 3x_4 = 0 \\ 3x_2 + 4x_4 = 1 \end{cases}$$

At this point, it may seem absurd to continue with this venture. After all, the intent was to solve *one* system of equations, and in doing so, we have produced *two* more to solve. Remember, the objective of this discussion is to develop a general *method* which, when used in the correct scenarios, allows us to do far more than just solve a system of equations. If we set about to solve these systems using augmented matrices using the techniques in Section 8.2, we see that not only do both systems have the same coefficient matrix, this coefficient matrix is none other than the matrix A itself. (We will come back to this observation in a moment.)

²Much like Carl’s quest to find Sasquatch.

³Since matrix multiplication isn’t necessarily commutative, at this stage, these are two different equations.

$$\begin{cases} 2x_1 - 3x_3 = 1 \\ 3x_1 + 4x_3 = 0 \end{cases} \xrightarrow{\text{Encode into a matrix}} \left[\begin{array}{cc|c} 2 & -3 & 1 \\ 3 & 4 & 0 \end{array} \right]$$

$$\begin{cases} 2x_2 - 3x_4 = 0 \\ 3x_2 + 4x_4 = 1 \end{cases} \xrightarrow{\text{Encode into a matrix}} \left[\begin{array}{cc|c} 2 & -3 & 0 \\ 3 & 4 & 1 \end{array} \right]$$

To solve these two systems, we use Gauss-Jordan Elimination to put the augmented matrices into reduced row echelon form. (We leave the details to the reader.) For the first system, we get

$$\left[\begin{array}{cc|c} 2 & -3 & 1 \\ 3 & 4 & 0 \end{array} \right] \xrightarrow{\text{Gauss Jordan Elimination}} \left[\begin{array}{cc|c} 1 & 0 & \frac{4}{17} \\ 0 & 1 & -\frac{3}{17} \end{array} \right]$$

which gives $x_1 = \frac{4}{17}$ and $x_3 = -\frac{3}{17}$. To solve the second system, we use the exact same row operations, in the same order, to put its augmented matrix into reduced row echelon form (Think about why that works.) and we obtain

$$\left[\begin{array}{cc|c} 2 & -3 & 0 \\ 3 & 4 & 1 \end{array} \right] \xrightarrow{\text{Gauss Jordan Elimination}} \left[\begin{array}{cc|c} 1 & 0 & \frac{3}{17} \\ 0 & 1 & \frac{2}{17} \end{array} \right]$$

which means $x_2 = \frac{3}{17}$ and $x_4 = \frac{2}{17}$. Hence,

$$A^{-1} = \begin{bmatrix} x_1 & x_2 \\ x_3 & x_4 \end{bmatrix} = \begin{bmatrix} \frac{4}{17} & \frac{3}{17} \\ -\frac{3}{17} & \frac{2}{17} \end{bmatrix}$$

We can check to see that A^{-1} behaves as it should by computing AA^{-1}

$$AA^{-1} = \begin{bmatrix} 2 & -3 \\ 3 & 4 \end{bmatrix} \begin{bmatrix} \frac{4}{17} & \frac{3}{17} \\ -\frac{3}{17} & \frac{2}{17} \end{bmatrix} = \begin{bmatrix} 1 & 0 \\ 0 & 1 \end{bmatrix} = I_2 \checkmark$$

As an added bonus,

$$A^{-1}A = \begin{bmatrix} \frac{4}{17} & \frac{3}{17} \\ -\frac{3}{17} & \frac{2}{17} \end{bmatrix} \begin{bmatrix} 2 & -3 \\ 3 & 4 \end{bmatrix} = \begin{bmatrix} 1 & 0 \\ 0 & 1 \end{bmatrix} = I_2 \checkmark$$

We can now return to the problem at hand. From our discussion at the beginning of the section on page 494, we know

$$X = A^{-1}B = \begin{bmatrix} \frac{4}{17} & \frac{3}{17} \\ -\frac{3}{17} & \frac{2}{17} \end{bmatrix} \begin{bmatrix} 16 \\ 7 \end{bmatrix} = \begin{bmatrix} 5 \\ -2 \end{bmatrix}$$

so that our final solution to the system is $(x, y) = (5, -2)$.

As we mentioned, the point of this exercise was not just to solve the system of linear equations, but to develop a general method for finding A^{-1} . We now take a step back and analyze the foregoing discussion in a more general context. In solving for A^{-1} , we used two augmented matrices, both of which contained the same entries as A

$$\begin{aligned} \left[\begin{array}{cc|c} 2 & -3 & 1 \\ 3 & 4 & 0 \end{array} \right] &= \left[\begin{array}{c|c} A & \begin{matrix} 1 \\ 0 \end{matrix} \end{array} \right] \\ \left[\begin{array}{cc|c} 2 & -3 & 0 \\ 3 & 4 & 1 \end{array} \right] &= \left[\begin{array}{c|c} A & \begin{matrix} 0 \\ 1 \end{matrix} \end{array} \right] \end{aligned}$$

We also note that the reduced row echelon forms of these augmented matrices can be written as

$$\begin{aligned} \left[\begin{array}{cc|c} 1 & 0 & \frac{4}{17} \\ 0 & 1 & -\frac{3}{17} \end{array} \right] &= \left[\begin{array}{c|c} I_2 & \begin{matrix} x_1 \\ x_3 \end{matrix} \end{array} \right] \\ \left[\begin{array}{cc|c} 1 & 0 & \frac{3}{17} \\ 0 & 1 & \frac{2}{17} \end{array} \right] &= \left[\begin{array}{c|c} I_2 & \begin{matrix} x_2 \\ x_4 \end{matrix} \end{array} \right] \end{aligned}$$

where we have identified the entries to the left of the vertical bar as the identity I_2 and the entries to the right of the vertical bar as the solutions to our systems. The long and short of the solution process can be summarized as

$$\begin{aligned} \left[\begin{array}{c|c} A & \begin{matrix} 1 \\ 0 \end{matrix} \end{array} \right] &\xrightarrow{\text{Gauss Jordan Elimination}} \left[\begin{array}{c|c} I_2 & \begin{matrix} x_1 \\ x_3 \end{matrix} \end{array} \right] \\ \left[\begin{array}{c|c} A & \begin{matrix} 0 \\ 1 \end{matrix} \end{array} \right] &\xrightarrow{\text{Gauss Jordan Elimination}} \left[\begin{array}{c|c} I_2 & \begin{matrix} x_2 \\ x_4 \end{matrix} \end{array} \right] \end{aligned}$$

Since the row operations for both processes are the same, all of the arithmetic on the left hand side of the vertical bar is identical in both problems. The only difference between the two processes is what happens to the constants to the right of the vertical bar. As long as we keep these separated into columns, we can combine our efforts into one ‘super-sized’ augmented matrix and describe the above process as

$$\left[\begin{array}{c|cc} A & \begin{matrix} 1 & 0 \\ 0 & 1 \end{matrix} \end{array} \right] \xrightarrow{\text{Gauss Jordan Elimination}} \left[\begin{array}{c|cc} I_2 & \begin{matrix} x_1 & x_2 \\ x_3 & x_4 \end{matrix} \end{array} \right]$$

We have the identity matrix I_2 appearing as the right hand side of the first super-sized augmented matrix and the left hand side of the second super-sized augmented matrix. To our surprise and delight, the elements on the right hand side of the second super-sized augmented matrix are none other than those which comprise A^{-1} . Hence, we have

$$\left[\begin{array}{c|c} A & I_2 \end{array} \right] \xrightarrow{\text{Gauss Jordan Elimination}} \left[\begin{array}{c|c} I_2 & A^{-1} \end{array} \right]$$

In other words, the process of finding A^{-1} for a matrix A can be viewed as performing a series of row operations which transform A into the identity matrix of the same dimension. We can view this process as follows. In trying to find A^{-1} , we are trying to ‘undo’ multiplication by the matrix A . The identity matrix in the super-sized augmented matrix $[A|I]$ keeps a running memory of all of the moves required to ‘undo’ A . This results in exactly what we want, A^{-1} . We are now ready

to formalize and generalize the foregoing discussion. We begin with the formal definition of an invertible matrix.

DEFINITION 8.11. An $n \times n$ matrix A is said to be **invertible** if there exists a matrix A^{-1} , read ‘ A inverse’, such that $A^{-1}A = AA^{-1} = I_n$.

Note that, according to our definition, invertible matrices are square, and as such, the conditions in Definition 8.11 force the matrix A^{-1} to be same dimensions as A , that is, $n \times n$. Since not all matrices are square, not all matrices are invertible. However, just because a matrix is square doesn’t guarantee it is invertible. (See the exercises.) Our first result summarizes some of the important characteristics of invertible matrices and their inverses.

THEOREM 8.6. Suppose A is an $n \times n$ matrix.

1. If A is invertible then A^{-1} is unique.
2. A is invertible if and only if $AX = B$ has a unique solution for every $n \times r$ matrix B .

The proofs of the properties in Theorem 8.6 rely on a healthy mix of definition and matrix arithmetic. To establish the first property, we assume that A is invertible and suppose the matrices B and C act as inverses for A . That is, $BA = AB = I_n$ and $CA = AC = I_n$. We need to show that B and C are, in fact, the same matrix. To see this, we note that $B = I_n B = (CA)B = C(AB) = CI_n = C$. Hence, any two matrices that act like A^{-1} are, in fact, the same matrix.⁴ To prove the second property of Theorem 8.6, we note that if A is invertible then the discussion on page 494 shows the solution to $AX = B$ to be $X = A^{-1}B$, and since A^{-1} is unique, so is $A^{-1}B$. Conversely, if $AX = B$ has a unique solution for every $n \times r$ matrix B , then, in particular, there is a unique solution X_0 to the equation $AX = I_n$. The solution matrix X_0 is our candidate for A^{-1} . We have $AX_0 = I_n$ by definition, but we need to also show $X_0A = I_n$. To that end, we note that $A(X_0A) = (AX_0)A = I_nA = A$. In other words, the matrix X_0A is a solution to the equation $AX = A$. Clearly, $X = I_n$ is also a solution to the equation $AX = A$, and since we are assuming every such equation as a *unique* solution, we must have $X_0A = I_n$. Hence, we have $X_0A = AX_0 = I_n$, so that $X_0 = A^{-1}$ and A is invertible. The foregoing discussion justifies our quest to find A^{-1} using our super-sized augmented matrix approach

$$\left[A \mid I_n \right] \xrightarrow{\text{Gauss Jordan Elimination}} \left[I_n \mid A^{-1} \right]$$

We are, in essence, trying to find the unique solution to the equation $AX = I_n$ using row operations. What does all of this mean for a system of linear equations? Theorem 8.6 tells us that if we write the system in the form $AX = B$, then if the coefficient matrix A is invertible, there is only one solution to the system – that is, if A is invertible, the system is consistent and independent.⁵ We

⁴If this proof sounds familiar, it should. See the discussion following Theorem 5.2 on page 295.

⁵It can be shown that a matrix is invertible if and only if when it serves as a coefficient matrix for a system of equations, the system is always consistent independent. It amounts to the second property in Theorem 8.6 where the matrices B are restricted to being $n \times 1$ matrices. We note for the interested reader that, owing to how matrix multiplication is defined, being able to find unique solutions to $AX = B$ for $n \times 1$ matrices B gives you the same statement about solving such equations for $n \times r$ matrices – since we can find a unique solution to them one column at a time.

also know that the process by which we find A^{-1} is determined completely by A , and not by the constants in B . This answers the question as to why we would bother doing row operations on a super-sized augmented matrix to find A^{-1} instead of an ordinary augmented matrix to solve a system; by finding A^{-1} we have done all of the row operations we ever need to do, once and for all, since we can quickly solve *any* equation $AX = B$ using *one* multiplication, $A^{-1}B$. We illustrate this in our next example.

EXAMPLE 8.4.1. Let $A = \begin{bmatrix} 3 & 1 & 2 \\ 0 & -1 & 5 \\ 2 & 1 & 4 \end{bmatrix}$

1. Use row operations to find A^{-1} . Check your answer by finding $A^{-1}A$ and AA^{-1} .
2. Use A^{-1} to solve the following systems of equations

$$(a) \begin{cases} 3x + y + 2z = 26 \\ -y + 5z = 39 \\ 2x + y + 4z = 117 \end{cases} \quad (b) \begin{cases} 3x + y + 2z = 4 \\ -y + 5z = 2 \\ 2x + y + 4z = 5 \end{cases} \quad (c) \begin{cases} 3x + y + 2z = 1 \\ -y + 5z = 0 \\ 2x + y + 4z = 0 \end{cases}$$

SOLUTION.

1. We begin with a super-sized augmented matrix and proceed with Gauss-Jordan elimination.

$$\begin{aligned} & \left[\begin{array}{ccc|ccc} 3 & 1 & 2 & 1 & 0 & 0 \\ 0 & -1 & 5 & 0 & 1 & 0 \\ 2 & 1 & 4 & 0 & 0 & 1 \end{array} \right] \xrightarrow[\text{with } \frac{1}{3}R1]{\text{Replace } R1} \left[\begin{array}{ccc|ccc} 1 & \frac{1}{3} & \frac{2}{3} & \frac{1}{3} & 0 & 0 \\ 0 & -1 & 5 & 0 & 1 & 0 \\ 2 & 1 & 4 & 0 & 0 & 1 \end{array} \right] \\ & \left[\begin{array}{ccc|ccc} 1 & \frac{1}{3} & \frac{2}{3} & \frac{1}{3} & 0 & 0 \\ 0 & -1 & 5 & 0 & 1 & 0 \\ 2 & 1 & 4 & 0 & 0 & 1 \end{array} \right] \xrightarrow[-2R1 + R3]{\text{Replace } R3 \text{ with}} \left[\begin{array}{ccc|ccc} 1 & \frac{1}{3} & \frac{2}{3} & \frac{1}{3} & 0 & 0 \\ 0 & -1 & 5 & 0 & 1 & 0 \\ 0 & \frac{1}{3} & \frac{8}{3} & -\frac{2}{3} & 0 & 1 \end{array} \right] \\ & \left[\begin{array}{ccc|ccc} 1 & \frac{1}{3} & \frac{2}{3} & \frac{1}{3} & 0 & 0 \\ 0 & -1 & 5 & 0 & 1 & 0 \\ 0 & \frac{1}{3} & \frac{8}{3} & -\frac{2}{3} & 0 & 1 \end{array} \right] \xrightarrow[\text{with } (-1)R2]{\text{Replace } R2} \left[\begin{array}{ccc|ccc} 1 & \frac{1}{3} & \frac{2}{3} & \frac{1}{3} & 0 & 0 \\ 0 & 1 & -5 & 0 & -1 & 0 \\ 0 & \frac{1}{3} & \frac{8}{3} & -\frac{2}{3} & 0 & 1 \end{array} \right] \\ & \left[\begin{array}{ccc|ccc} 1 & \frac{1}{3} & \frac{2}{3} & \frac{1}{3} & 0 & 0 \\ 0 & 1 & -5 & 0 & -1 & 0 \\ 0 & \frac{1}{3} & \frac{8}{3} & -\frac{2}{3} & 0 & 1 \end{array} \right] \xrightarrow[-\frac{1}{3}R2 + R3]{\text{Replace } R3 \text{ with}} \left[\begin{array}{ccc|ccc} 1 & \frac{1}{3} & \frac{2}{3} & \frac{1}{3} & 0 & 0 \\ 0 & 1 & -5 & 0 & -1 & 0 \\ 0 & 0 & \frac{13}{3} & -\frac{2}{3} & \frac{1}{3} & 1 \end{array} \right] \\ & \left[\begin{array}{ccc|ccc} 1 & \frac{1}{3} & \frac{2}{3} & \frac{1}{3} & 0 & 0 \\ 0 & 1 & -5 & 0 & -1 & 0 \\ 0 & 0 & \frac{13}{3} & -\frac{2}{3} & \frac{1}{3} & 1 \end{array} \right] \xrightarrow[\text{with } \frac{3}{13}R3]{\text{Replace } R3} \left[\begin{array}{ccc|ccc} 1 & \frac{1}{3} & \frac{2}{3} & \frac{1}{3} & 0 & 0 \\ 0 & 1 & -5 & 0 & -1 & 0 \\ 0 & 0 & 1 & -\frac{2}{13} & \frac{1}{13} & \frac{3}{13} \end{array} \right] \\ & \left[\begin{array}{ccc|ccc} 1 & \frac{1}{3} & \frac{2}{3} & \frac{1}{3} & 0 & 0 \\ 0 & 1 & -5 & 0 & -1 & 0 \\ 0 & 0 & 1 & -\frac{2}{13} & \frac{1}{13} & \frac{3}{13} \end{array} \right] \xrightarrow[\text{Replace } R2 \text{ with } 5R3 + R2]{\text{Replace } R1 \text{ with } -\frac{2}{3}R3 + R1} \left[\begin{array}{ccc|ccc} 1 & \frac{1}{3} & 0 & \frac{17}{39} & -\frac{2}{39} & -\frac{2}{13} \\ 0 & 1 & 0 & -\frac{10}{13} & -\frac{8}{13} & \frac{15}{13} \\ 0 & 0 & 1 & -\frac{2}{13} & \frac{1}{13} & \frac{3}{13} \end{array} \right] \end{aligned}$$

$$\left[\begin{array}{ccc|ccc} 1 & \frac{1}{3} & 0 & \frac{17}{39} & -\frac{2}{39} & -\frac{2}{13} \\ 0 & 1 & 0 & -\frac{10}{13} & -\frac{8}{13} & \frac{15}{13} \\ 0 & 0 & 1 & -\frac{2}{13} & \frac{1}{13} & \frac{3}{13} \end{array} \right] \xrightarrow[-\frac{1}{3}R2 + R1]{\text{Replace } R1 \text{ with}} \left[\begin{array}{ccc|ccc} 1 & 0 & 0 & \frac{9}{13} & \frac{2}{13} & -\frac{7}{13} \\ 0 & 1 & 0 & -\frac{10}{13} & -\frac{8}{13} & \frac{15}{13} \\ 0 & 0 & 1 & -\frac{2}{13} & \frac{1}{13} & \frac{3}{13} \end{array} \right]$$

We find $A^{-1} = \begin{bmatrix} \frac{9}{13} & \frac{2}{13} & -\frac{7}{13} \\ -\frac{10}{13} & -\frac{8}{13} & \frac{15}{13} \\ -\frac{2}{13} & \frac{1}{13} & \frac{3}{13} \end{bmatrix}$. To check our answer, we compute

$$A^{-1}A = \begin{bmatrix} \frac{9}{13} & \frac{2}{13} & -\frac{7}{13} \\ -\frac{10}{13} & -\frac{8}{13} & \frac{15}{13} \\ -\frac{2}{13} & \frac{1}{13} & \frac{3}{13} \end{bmatrix} \begin{bmatrix} 3 & 1 & 2 \\ 0 & -1 & 5 \\ 2 & 1 & 4 \end{bmatrix} = \begin{bmatrix} 1 & 0 & 0 \\ 0 & 1 & 0 \\ 0 & 0 & 1 \end{bmatrix} = I_3 \checkmark$$

and

$$AA^{-1} = \begin{bmatrix} 3 & 1 & 2 \\ 0 & -1 & 5 \\ 2 & 1 & 4 \end{bmatrix} \begin{bmatrix} \frac{9}{13} & \frac{2}{13} & -\frac{7}{13} \\ -\frac{10}{13} & -\frac{8}{13} & \frac{15}{13} \\ -\frac{2}{13} & \frac{1}{13} & \frac{3}{13} \end{bmatrix} = \begin{bmatrix} 1 & 0 & 0 \\ 0 & 1 & 0 \\ 0 & 0 & 1 \end{bmatrix} = I_3 \checkmark$$

2. Each of the systems in this part has A as its coefficient matrix. The only difference between the systems is the constants which is the matrix B in the associated matrix equation $AX = B$. We solve each of them using the formula $X = A^{-1}B$.

$$(a) \quad X = A^{-1}B = \begin{bmatrix} \frac{9}{13} & \frac{2}{13} & -\frac{7}{13} \\ -\frac{10}{13} & -\frac{8}{13} & \frac{15}{13} \\ -\frac{2}{13} & \frac{1}{13} & \frac{3}{13} \end{bmatrix} \begin{bmatrix} 26 \\ 39 \\ 117 \end{bmatrix} = \begin{bmatrix} -39 \\ 91 \\ 26 \end{bmatrix}. \text{ Our solution is } (-39, 91, 26).$$

$$(b) \quad X = A^{-1}B = \begin{bmatrix} \frac{9}{13} & \frac{2}{13} & -\frac{7}{13} \\ -\frac{10}{13} & -\frac{8}{13} & \frac{15}{13} \\ -\frac{2}{13} & \frac{1}{13} & \frac{3}{13} \end{bmatrix} \begin{bmatrix} 4 \\ 2 \\ 5 \end{bmatrix} = \begin{bmatrix} \frac{5}{13} \\ \frac{19}{13} \\ \frac{9}{13} \end{bmatrix}. \text{ We get } \left(\frac{5}{13}, \frac{19}{13}, \frac{9}{13}\right).$$

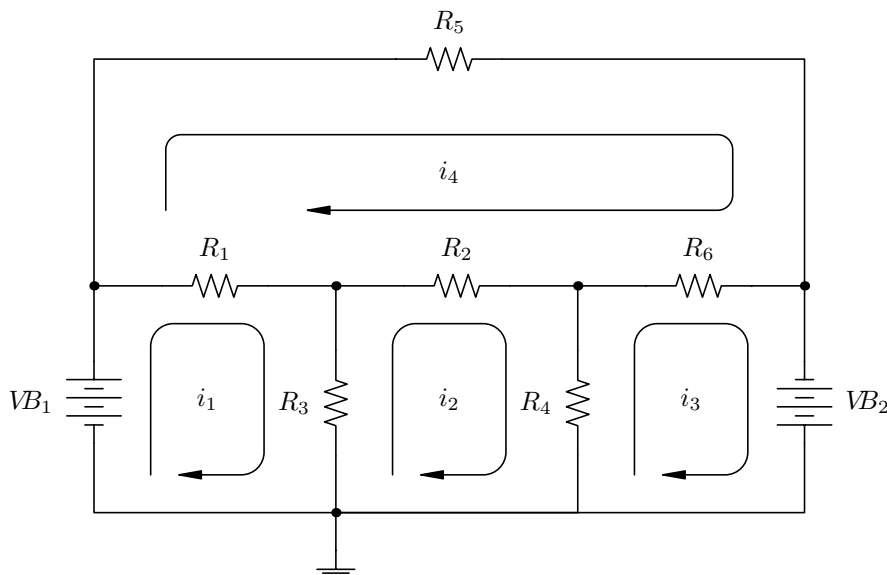
$$(c) \quad X = A^{-1}B = \begin{bmatrix} \frac{9}{13} & \frac{2}{13} & -\frac{7}{13} \\ -\frac{10}{13} & -\frac{8}{13} & \frac{15}{13} \\ -\frac{2}{13} & \frac{1}{13} & \frac{3}{13} \end{bmatrix} \begin{bmatrix} 1 \\ 0 \\ 0 \end{bmatrix} = \begin{bmatrix} \frac{9}{13} \\ -\frac{10}{13} \\ -\frac{2}{13} \end{bmatrix}. \text{ We find } \left(\frac{9}{13}, -\frac{10}{13}, -\frac{2}{13}\right).^6$$

□

In Example 8.4.1, we see that finding one inverse matrix can enable us to solve an entire family of systems of linear equations. There are many examples of where this comes in handy ‘in the wild’, and we chose our example for this section from the field of electronics. We also take this opportunity to introduce the student to how we can compute inverse matrices using the calculator.

⁶Note that the solution is the first column of the A^{-1} . The reader is encouraged to meditate on this ‘coincidence’.

EXAMPLE 8.4.2. Consider the circuit diagram below.⁷ We have two batteries with source voltages VB_1 and VB_2 , measured in volts V , along with six resistors with resistances R_1 through R_6 , measured in kilohms, $k\Omega$. Using [Ohm's Law](#) and [Kirchhoff's Voltage Law](#), we can relate the voltage supplied to the circuit by the two batteries to the voltage drops across the six resistors in order to find the four 'mesh' currents: i_1 , i_2 , i_3 and i_4 , measured in milliamps, mA . If we think of electrons flowing through the circuit, we can think of the voltage sources as providing the 'push' which makes the electrons move, the resistors as obstacles for the electrons to overcome, and the mesh current as a net rate of flow of electrons around the indicated loops.



The system of linear equations associated with this circuit is

$$\begin{cases} (R_1 + R_3) i_1 - R_3 i_2 - R_1 i_4 = VB_1 \\ -R_3 i_1 + (R_2 + R_3 + R_4) i_2 - R_4 i_3 - R_2 i_4 = 0 \\ -R_4 i_2 + (R_4 + R_6) i_3 - R_6 i_4 = -VB_2 \\ -R_1 i_1 - R_2 i_2 - R_6 i_3 + (R_1 + R_2 + R_5 + R_6) i_4 = 0 \end{cases}$$

- Assuming the resistances are all $1k\Omega$, find the mesh currents if the battery voltages are
 - $VB_1 = 10V$ and $VB_2 = 5V$
 - $VB_1 = 10V$ and $VB_2 = 0V$
 - $VB_1 = 0V$ and $VB_2 = 10V$
 - $VB_1 = 10V$ and $VB_2 = 10V$
- Assuming $VB_1 = 10V$ and $VB_2 = 5V$, find the possible combinations of resistances which would yield the mesh currents you found in 1(a).

⁷The authors wish to thank Don Anthan of Lakeland Community College for the design of this example.

SOLUTION.

1. Substituting the resistance values into our system of equations, we get

$$\begin{cases} 2i_1 - i_2 - i_4 = VB_1 \\ -i_1 + 3i_2 - i_3 - i_4 = 0 \\ -i_2 + 2i_3 - i_4 = -VB_2 \\ -i_1 - i_2 - i_3 + 4i_4 = 0 \end{cases}$$

This corresponds to the matrix equation $AX = B$ where

$$A = \begin{bmatrix} 2 & -1 & 0 & -1 \\ -1 & 3 & -1 & -1 \\ 0 & -1 & 2 & -1 \\ -1 & -1 & -1 & 4 \end{bmatrix} \quad X = \begin{bmatrix} i_1 \\ i_2 \\ i_3 \\ i_4 \end{bmatrix} \quad B = \begin{bmatrix} VB_1 \\ 0 \\ -VB_2 \\ 0 \end{bmatrix}$$

When we input the matrix A into the calculator, we find

from which we have $A^{-1} = \begin{bmatrix} 1.625 & 1.25 & 1.125 & 1 \\ 1.25 & 1.5 & 1.25 & 1 \\ 1.125 & 1.25 & 1.625 & 1 \\ 1 & 1 & 1 & 1 \end{bmatrix}$.

To solve the four systems given to us, we find $X = A^{-1}B$ where the value of B is determined by the given values of VB_1 and VB_2

$$1 \text{ (a) } B = \begin{bmatrix} 10 \\ 0 \\ -5 \\ 0 \end{bmatrix}, \quad 1 \text{ (b) } B = \begin{bmatrix} 10 \\ 0 \\ 0 \\ 0 \end{bmatrix}, \quad 1 \text{ (c) } B = \begin{bmatrix} 0 \\ 0 \\ -10 \\ 0 \end{bmatrix}, \quad 1 \text{ (d) } B = \begin{bmatrix} 10 \\ 0 \\ 10 \\ 0 \end{bmatrix}$$

- (a) For $VB_1 = 10V$ and $VB_2 = 5V$, the calculator gives $i_1 = 10.625 \text{ mA}$, $i_2 = 6.25 \text{ mA}$, $i_3 = 3.125 \text{ mA}$, and $i_4 = 5 \text{ mA}$.

- (b) By keeping $VB_1 = 10V$ and setting $VB_2 = 0V$, we are essentially removing the effect of the second battery. We get $i_1 = 16.25 \text{ mA}$, $i_2 = 12.5 \text{ mA}$, $i_3 = 11.25 \text{ mA}$, and $i_4 = 10 \text{ mA}$.

$$[A]^{-1}[B] \begin{bmatrix} 10.625 \\ 6.25 \\ 3.125 \\ 5 \end{bmatrix}$$

Solution to 1(a)

$$[A]^{-1}[B] \begin{bmatrix} 16.25 \\ 12.5 \\ 11.25 \\ 10 \end{bmatrix}$$

Solution to 1(b)

- (c) Part (c) is a symmetric situation to part (b) in so much as we are zeroing out VB_1 and making $VB_2 = 10$. We find $i_1 = -11.25 \text{ mA}$, $i_2 = -12.5 \text{ mA}$, $i_3 = -16.25 \text{ mA}$, and $i_4 = -10 \text{ mA}$, where the negatives indicate that the current is flowing in the opposite direction as is indicated on the diagram. The reader is encouraged to study the symmetry here, and if need be, hold up a mirror to the diagram to literally ‘see’ what is happening.
- (d) For $VB_1 = 10V$ and $VB_2 = 10V$, we get $i_1 = 5 \text{ mA}$, $i_2 = 0 \text{ mA}$, $i_3 = -5 \text{ mA}$, and $i_4 = 0 \text{ mA}$. The mesh currents i_2 and i_4 being zero is a consequence of both batteries ‘pushing’ in equal but opposite directions, causing the net flow of electrons in these two regions to cancel out.

$$[A]^{-1}[B] \begin{bmatrix} -11.25 \\ -12.5 \\ -16.25 \\ -10 \end{bmatrix}$$

Solution to 1(c)

$$[A]^{-1}[B] \begin{bmatrix} 5 \\ 0 \\ -5 \\ 0 \end{bmatrix}$$

Solution to 1(d)

2. We now turn the tables and are given $VB_1 = 10V$, $VB_2 = 5V$, $i_1 = 10.625 \text{ mA}$, $i_2 = 6.25 \text{ mA}$, $i_3 = 3.125 \text{ mA}$ and $i_4 = 5 \text{ mA}$ and our unknowns are the resistance values. Rewriting our system of equations, we get

$$\begin{cases} 5.625R_1 + 4.375R_3 = 10 \\ 1.25R_2 - 4.375R_3 + 3.125R_4 = 0 \\ -3.125R_4 - 1.875R_6 = -5 \\ -5.625R_1 - 1.25R_2 + 5R_5 + 1.875R_6 = 0 \end{cases}$$

The coefficient matrix for this system is 4×6 (4 equations with 6 unknowns) and is therefore not invertible. We do know, however, this system is consistent, since setting all the resistance values equal to 1 corresponds to our situation in problem 1a. This means we have an

underdetermined consistent system which is necessarily dependent. To solve this system, we encode it into an augmented matrix

$$\left[\begin{array}{cccccc|c} 5.25 & 0 & 4.375 & 0 & 0 & 0 & 10 \\ 0 & 1.25 & -4.375 & 3.125 & 0 & 0 & 0 \\ 0 & 0 & 0 & -3.125 & 0 & -1.875 & -5 \\ -5.625 & -1.25 & 0 & 0 & 5 & 1.875 & 0 \end{array} \right]$$

and use the calculator to write in reduced row echelon form

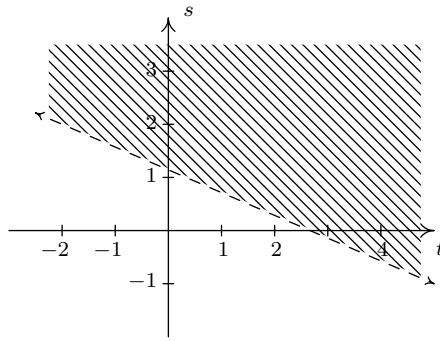
$$\left[\begin{array}{cccccc|c} 1 & 0 & 0.\bar{7} & 0 & 0 & 0 & 1.\bar{7} \\ 0 & 1 & -3.5 & 0 & 0 & -1.5 & -4 \\ 0 & 0 & 0 & 1 & 0 & 0.6 & 1.6 \\ 0 & 0 & 0 & 0 & 1 & 0 & 1 \end{array} \right]$$

Decoding this system from the matrix, we get

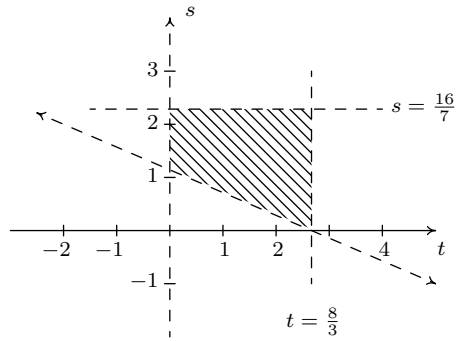
$$\left\{ \begin{array}{l} R_1 + 0.\bar{7}R_3 = 1.\bar{7} \\ R_2 - 3.5R_3 - 1.5R_6 = -4 \\ R_4 + 0.6R_6 = 1.6 \\ R_5 = 1 \end{array} \right.$$

We have can solve for R_1 , R_2 , R_4 and R_5 leaving R_3 and R_6 as free variables. Labeling $R_3 = s$ and $R_6 = t$, we have $R_1 = -0.\bar{7}s + 1.\bar{7}$, $R_2 = 3.5s + 1.5t - 4$, $R_4 = -0.6t + 1.6$ and $R_5 = 1$. Since resistance values are always positive, we need to restrict our values of s and t . We know $R_3 = s > 0$ and when we combine that with $R_1 = -0.\bar{7}s + 1.\bar{7} > 0$, we get $0 < s < \frac{16}{7}$. Similarly, $R_6 = t > 0$ and with $R_4 = -0.6t + 1.6 > 0$, we find $0 < t < \frac{8}{3}$. In order visualize the inequality $R_2 = 3.5s + 1.5t - 4 > 0$, we graph the line $3.5s + 1.5t - 4 = 0$ on the st -plane and shade accordingly.⁸ Imposing the additional conditions $0 < s < \frac{16}{7}$ and $0 < t < \frac{8}{3}$, we find our values of s and t restricted to the region depicted on the right. Using the roster method, the values of s and t are pulled from the region $\{(s, t) : 0 < s < \frac{16}{7}, 0 < t < \frac{8}{3}, 3.5s + 1.5t - 4 > 0\}$. The reader is encouraged to check that the solution presented in 1(a), namely all resistance values equal to 1, corresponds to a pair (s, t) in the region.

⁸See Section 2.4 for a review of this procedure.



The region where $3.5s + 1.5t - 4 > 0$



The region for our parameters s and t .

□

8.4.1 EXERCISES

1. Find the inverse of the matrix or state that the matrix is not invertible.

$$(a) A = \begin{bmatrix} 1 & 2 \\ 3 & 4 \end{bmatrix}$$

$$(b) B = \begin{bmatrix} 12 & -7 \\ -5 & 3 \end{bmatrix}$$

$$(c) C = \begin{bmatrix} 6 & 15 \\ 14 & 35 \end{bmatrix}$$

$$(d) D = \begin{bmatrix} 2 & -1 \\ 16 & -9 \end{bmatrix}$$

$$(e) E = \begin{bmatrix} 3 & 0 & 4 \\ 2 & -1 & 3 \\ -3 & 2 & -5 \end{bmatrix}$$

$$(f) F = \begin{bmatrix} 4 & 6 & -3 \\ 3 & 4 & -3 \\ 1 & 2 & 6 \end{bmatrix}$$

$$(g) G = \begin{bmatrix} 1 & 2 & 3 \\ 2 & 3 & 11 \\ 3 & 4 & 19 \end{bmatrix}$$

$$(h) H = \begin{bmatrix} 1 & 0 & -3 & 0 \\ 2 & -2 & 8 & 7 \\ -5 & 0 & 16 & 0 \\ 1 & 0 & 4 & 1 \end{bmatrix}$$

2. Use a matrix inverse to solve the following systems of linear equations.

$$(a) \begin{cases} 3x + 7y = 26 \\ 5x + 12y = 39 \end{cases} \quad (b) \begin{cases} 3x + 7y = 0 \\ 5x + 12y = -1 \end{cases} \quad (c) \begin{cases} 3x + 7y = -7 \\ 5x + 12y = 5 \end{cases}$$

3. Use the inverse of E from Exercise 1 above to solve the following systems of linear equations.

$$(a) \begin{cases} 3x + 4z = 1 \\ 2x - y + 3z = 0 \\ -3x + 2y - 5z = 0 \end{cases} \quad (b) \begin{cases} 3x + 4z = 0 \\ 2x - y + 3z = 1 \\ -3x + 2y - 5z = 0 \end{cases} \quad (c) \begin{cases} 3x + 4z = 0 \\ 2x - y + 3z = 0 \\ -3x + 2y - 5z = 1 \end{cases}$$

4. This exercise is a continuation of Example 8.3.3 in Section 8.3 and gives another application of matrix inverses. Recall that given the position matrix P for a point in the plane, the matrix RP corresponds to a point rotated 45° counterclockwise from P where

$$R = \begin{bmatrix} \frac{\sqrt{2}}{2} & -\frac{\sqrt{2}}{2} \\ \frac{\sqrt{2}}{2} & \frac{\sqrt{2}}{2} \end{bmatrix}$$

- (a) Find R^{-1} .
- (b) If RP rotates a point counterclockwise 45° , what should $R^{-1}P$ do? Check your answer by finding $R^{-1}P$ for various points on the coordinate axes and the lines $y = x$ and $y = -x$.
- (c) Find $R^{-1}P$ where P corresponds to a generic point $P(x, y)$. Verify that this takes points on the curve $y = \frac{2}{x}$ to points on the curve $x^2 - y^2 = 4$.

5. A Sasquatch's diet consists of three primary foods: Ippizuti Fish, Misty Mushrooms, and Sun Berries. Each serving of Ippizuti Fish is 500 calories, contains 40 grams of protein, and has no Vitamin X. Each serving of Misty Mushrooms is 50 calories, contains 1 gram of protein, and 5 milligrams of Vitamin X. Finally, each serving of Sun Berries is 80 calories, contains no protein, but has 15 milligrams of Vitamin X.⁹
- (a) If an adult male Sasquatch requires 3200 calories, 130 grams of protein, and 275 milligrams of Vitamin X daily, use a matrix inverse to find how many servings each of Ippizuti Fish, Misty Mushrooms, and Sun Berries he needs to eat each day.
 - (b) An adult female Sasquatch requires 3100 calories, 120 grams of protein, and 300 milligrams of Vitamin X daily. Use the matrix inverse you found in part (a) to find how many servings each of Ippizuti Fish, Misty Mushrooms, and Sun Berries she needs to eat each day.
 - (c) An adolescent Sasquatch requires 5000 calories, 400 grams of protein daily, but no Vitamin X daily.¹⁰ Use the matrix inverse you found in part (a) to find how many servings each of Ippizuti Fish, Misty Mushrooms, and Sun Berries she needs to eat each day.
6. Using the matrices A , B and D from Exercise 1, show $AB = D$ and $D^{-1} = B^{-1}A^{-1}$. That is, show that $(AB)^{-1} = B^{-1}A^{-1}$.
7. Let M and N be invertible $n \times n$ matrices. Show that $(MN)^{-1} = N^{-1}M^{-1}$ and compare your work to Exercise 8 in Section 5.2.
8. Matrices can be used in cryptography. Check out this [website](#) for a nice example of how this is done. With the help of your classmates, see if you can create a 3×3 matrix M with integer entries such that M^{-1} also has integer entries and then use your matrix to encode the message.

⁹Misty Mushrooms and Sun Berries are the only known fictional sources of Vitamin X.

¹⁰Vitamin X is needed to sustain Sasquatch longevity only.

8.4.2 ANSWERS

1. (a) $A^{-1} = \begin{bmatrix} -2 & 1 \\ \frac{3}{2} & -\frac{1}{2} \end{bmatrix}$

(b) $B^{-1} = \begin{bmatrix} 3 & 7 \\ 5 & 12 \end{bmatrix}$

(c) C is not invertible

(d) $D^{-1} = \begin{bmatrix} \frac{9}{2} & -\frac{1}{2} \\ 8 & -1 \end{bmatrix}$

(e) $E^{-1} = \begin{bmatrix} -1 & 8 & 4 \\ 1 & -3 & -1 \\ 1 & -6 & -3 \end{bmatrix}$

(f) $F^{-1} = \begin{bmatrix} -\frac{5}{2} & \frac{7}{2} & \frac{1}{2} \\ \frac{7}{4} & -\frac{9}{4} & -\frac{1}{4} \\ -\frac{1}{6} & \frac{1}{6} & \frac{1}{6} \end{bmatrix}$

(g) G is not invertible

(h) $H = \begin{bmatrix} 16 & 0 & 3 & 0 \\ -90 & -\frac{1}{2} & -\frac{35}{2} & \frac{7}{2} \\ 5 & 0 & 1 & 0 \\ -36 & 0 & -7 & 1 \end{bmatrix}$

2. The coefficient matrix is
- B^{-1}
- from Exercise 1 above so the inverse we need is
- $(B^{-1})^{-1} = B$
- . The solutions to the systems are

(a) $\begin{bmatrix} 12 & -7 \\ -5 & 3 \end{bmatrix} \begin{bmatrix} 26 \\ 39 \end{bmatrix} = \begin{bmatrix} 39 \\ -13 \end{bmatrix}$ So $x = 39$ and $y = -13$.

(b) $\begin{bmatrix} 12 & -7 \\ -5 & 3 \end{bmatrix} \begin{bmatrix} 0 \\ -1 \end{bmatrix} = \begin{bmatrix} 7 \\ -3 \end{bmatrix}$ So $x = 7$ and $y = -3$.

(c) $\begin{bmatrix} 12 & -7 \\ -5 & 3 \end{bmatrix} \begin{bmatrix} -7 \\ 5 \end{bmatrix} = \begin{bmatrix} -119 \\ 50 \end{bmatrix}$ So $x = -119$ and $y = 50$.

3. (a) $\begin{bmatrix} -1 & 8 & 4 \\ 1 & -3 & -1 \\ 1 & -6 & -3 \end{bmatrix} \begin{bmatrix} 1 \\ 0 \\ 0 \end{bmatrix} = \begin{bmatrix} -1 \\ 1 \\ 1 \end{bmatrix}$ So $x = -1$, $y = 1$ and $z = 1$.

(b) $\begin{bmatrix} -1 & 8 & 4 \\ 1 & -3 & -1 \\ 1 & -6 & -3 \end{bmatrix} \begin{bmatrix} 0 \\ 1 \\ 0 \end{bmatrix} = \begin{bmatrix} 8 \\ -3 \\ -6 \end{bmatrix}$ So $x = 8$, $y = -3$ and $z = -6$.

(c) $\begin{bmatrix} -1 & 8 & 4 \\ 1 & -3 & -1 \\ 1 & -6 & -3 \end{bmatrix} \begin{bmatrix} 0 \\ 0 \\ 1 \end{bmatrix} = \begin{bmatrix} 4 \\ -1 \\ -3 \end{bmatrix}$ So $x = 4$, $y = -1$ and $z = -3$.

5. (a) The adult male Sasquatch needs: 3 servings of Ippizuti Fish, 10 servings of Misty Mushrooms, and 15 servings of Sun Berries daily.
-
- (b) The adult female Sasquatch needs: 3 servings of Ippizuti Fish and 20 servings of Sun Berries daily. (No Misty Mushrooms are needed!)
-
- (c) The adolescent Sasquatch requires 10 servings of Ippizuti Fish daily. (No Misty Mushrooms or Sun Berries are needed!)

8.5 DETERMINANTS AND CRAMER'S RULE

8.5.1 DEFINITION AND PROPERTIES OF THE DETERMINANT

In this section we assign to each square matrix A a real number, called the **determinant** of A , which will eventually lead us to yet another technique for solving consistent independent systems of linear equations. The determinant is defined recursively, that is, we define it for 1×1 matrices and give a rule by which we can reduce determinants of $n \times n$ matrices to a sum of determinants of $(n - 1) \times (n - 1)$ matrices.¹ This means we will be able to evaluate the determinant of a 2×2 matrix as a sum of the determinants of 1×1 matrices; the determinant of a 3×3 matrix as a sum of the determinants of 2×2 matrices, and so forth. To explain how we will take an $n \times n$ matrix and distill from it an $(n - 1) \times (n - 1)$, we use the following notation.

DEFINITION 8.12. Given an $n \times n$ matrix A where $n > 1$, the matrix A_{ij} is the $(n - 1) \times (n - 1)$ matrix formed by deleting the i th row of A and the j th column of A .

For example, using the matrix A below, we find the matrix A_{23} by deleting the second row and third column of A .

$$A = \begin{bmatrix} 3 & 1 & 2 \\ 0 & -1 & 5 \\ 2 & 1 & 4 \end{bmatrix} \xrightarrow{\text{Delete } R2 \text{ and } C3} A_{23} = \begin{bmatrix} 3 & 1 \\ 2 & 1 \end{bmatrix}$$

We are now in the position to define the determinant of a matrix.

DEFINITION 8.13. Given an $n \times n$ matrix A the **determinant of A** , denoted $\det(A)$, is defined as follows

- If $n = 1$, then $A = [a_{11}]$ and $\det(A) = \det([a_{11}]) = a_{11}$.
- If $n > 1$, then $A = [a_{ij}]_{n \times n}$ and

$$\det(A) = \det([a_{ij}]_{n \times n}) = a_{11} \det(A_{11}) - a_{12} \det(A_{12}) + \dots + (-1)^{1+n} a_{1n} \det(A_{1n})$$

There are two commonly used notations for the determinant of a matrix A : ‘ $\det(A)$ ’ and ‘ $|A|$ ’. We have chosen to use the notation $\det(A)$ as opposed to $|A|$ because we find that the latter is often confused with absolute value, especially in the context of a 1×1 matrix. In the expansion $a_{11} \det(A_{11}) - a_{12} \det(A_{12}) + \dots + (-1)^{1+n} a_{1n} \det(A_{1n})$, the notation ‘ $+\dots+(-1)^{1+n} a_{1n}$ ’ means that the signs alternate and the final sign is dictated by the sign of the quantity $(-1)^{1+n}$. Since the entries a_{11} , a_{12} and so forth up through a_{1n} comprise the first row of A , we say we are finding the determinant of A by ‘expanding along the first row’. Later in the section, we will develop a formula for $\det(A)$ which allows us to find it by expanding along any row.

Applying Definition 8.13 to the matrix $A = \begin{bmatrix} 4 & -3 \\ 2 & 1 \end{bmatrix}$ we get

¹We will talk more about the term ‘recursively’ in Section 9.1.

$$\begin{aligned}
 \det(A) &= \det \left(\begin{bmatrix} 4 & -3 \\ 2 & 1 \end{bmatrix} \right) \\
 &= 4 \det(A_{11}) - (-3) \det(A_{12}) \\
 &= 4 \det([1]) + 3 \det([2]) \\
 &= 4(1) + 3(2) \\
 &= 10
 \end{aligned}$$

For a generic 2×2 matrix $A = \begin{bmatrix} a & b \\ c & d \end{bmatrix}$ we get

$$\begin{aligned}
 \det(A) &= \det \left(\begin{bmatrix} a & b \\ c & d \end{bmatrix} \right) \\
 &= a \det(A_{11}) - b \det(A_{12}) \\
 &= a \det([d]) - b \det([c]) \\
 &= ad - bc
 \end{aligned}$$

This formula is worth remembering

EQUATION 8.1. For a 2×2 matrix,

$$\det \left(\begin{bmatrix} a & b \\ c & d \end{bmatrix} \right) = ad - bc$$

Applying Definition 8.13 to the 3×3 matrix $A = \begin{bmatrix} 3 & 1 & 2 \\ 0 & -1 & 5 \\ 2 & 1 & 4 \end{bmatrix}$ we obtain

$$\begin{aligned}
 \det(A) &= \det \left(\begin{bmatrix} 3 & 1 & 2 \\ 0 & -1 & 5 \\ 2 & 1 & 4 \end{bmatrix} \right) \\
 &= 3 \det(A_{11}) - 1 \det(A_{12}) + 2 \det(A_{13}) \\
 &= 3 \det \left(\begin{bmatrix} -1 & 5 \\ 1 & 4 \end{bmatrix} \right) - \det \left(\begin{bmatrix} 0 & 5 \\ 2 & 4 \end{bmatrix} \right) + 2 \det \left(\begin{bmatrix} 0 & -1 \\ 2 & 1 \end{bmatrix} \right) \\
 &= 3((-1)(4) - (5)(1)) - ((0)(4) - (5)(2)) + 2((0)(1) - (-1)(2)) \\
 &= 3(-9) - (-10) + 2(2) \\
 &= -13
 \end{aligned}$$

To evaluate the determinant of a 4×4 matrix, we would have to evaluate the determinants of *four* 3×3 matrices, each of which involves the finding the determinants of *three* 2×2 matrices. As you can see, our method of evaluating determinants quickly gets out of hand and many of you may be reaching for the calculator. There is some mathematical machinery which can assist us in calculating determinants and we present that here. Before we state the theorem, we need some more terminology.

DEFINITION 8.14. Let A be an $n \times n$ matrix and A_{ij} be defined as in Definition 8.12. The ***ij* minor** of A , denoted M_{ij} is defined by $M_{ij} = \det(A_{ij})$. The ***ij* cofactor** of A , denoted C_{ij} is defined by $C_{ij} = (-1)^{i+j}M_{ij} = (-1)^{i+j} \det(A_{ij})$.

We note that in Definition 8.13, the sum

$$a_{11} \det(A_{11}) - a_{12} \det(A_{12}) + \dots + (-1)^{1+n} a_{1n} \det(A_{1n})$$

can be rewritten as

$$a_{11}(-1)^{1+1} \det(A_{11}) + a_{12}(-1)^{1+2} \det(A_{12}) + \dots + a_{1n}(-1)^{1+n} \det(A_{1n})$$

which, in the language of cofactors is

$$a_{11}C_{11} + a_{12}C_{12} + \dots + a_{1n}C_{1n}$$

We are now ready to state our main theorem concerning determinants.

THEOREM 8.7. Properties of the Determinant: Let $A = [a_{ij}]_{n \times n}$.

- We may find the determinant by expanding along any row. That is, for any $1 \leq k \leq n$,

$$\det(A) = a_{k1}C_{k1} + a_{k2}C_{k2} + \dots + a_{kn}C_{kn}$$

- If A' is the matrix obtained from A by:
 - interchanging any two rows, then $\det(A') = -\det(A)$.
 - replacing a row with a nonzero multiple (say c) of itself, then $\det(A') = c \det(A)$
 - replacing a row with itself plus a multiple of another row, then $\det(A') = \det(A)$
- If A has two identical rows, or a row consisting of all 0's, then $\det(A) = 0$.
- If A is upper or lower triangular,^a then $\det(A)$ is the product of the entries on the main diagonal.^b
- If B is an $n \times n$ matrix, then $\det(AB) = \det(A) \det(B)$.
- $\det(A^n) = \det(A)^n$ for all natural numbers n .
- A is invertible if and only if $\det(A) \neq 0$. In this case, $\det(A^{-1}) = \frac{1}{\det(A)}$.

^aSee Exercise 5 in 8.3.

^bSee page 483 in Section 8.3.

Unfortunately, while we can easily *demonstrate* the results in Theorem 8.7, the proofs of most of these properties are beyond the scope of this text. We could prove these properties for generic 2×2 or even 3×3 matrices by brute force computation, but this manner of proof belies the elegance and

symmetry of the determinant. We will prove what few properties we can after we have developed some more tools such as the Principle of Mathematical Induction in Section 9.3.² For the moment, let us demonstrate some of the properties listed in Theorem 8.7 on the matrix A below. (Others will be discussed in the Exercises.)

$$A = \begin{bmatrix} 3 & 1 & 2 \\ 0 & -1 & 5 \\ 2 & 1 & 4 \end{bmatrix}$$

We found $\det(A) = -13$ by expanding along the first row. Theorem 8.7 guarantees that we will get the same result if we expand along the second row. (Doing so would take advantage of the 0 there.)

$$\begin{aligned} \det \left(\begin{bmatrix} 3 & 1 & 2 \\ 0 & -1 & 5 \\ 2 & 1 & 4 \end{bmatrix} \right) &= 0C_{21} + (-1)C_{22} + 5C_{23} \\ &= (-1)(-1)^{2+2} \det(A_{22}) + 5(-1)^{2+3} \det(A_{23}) \\ &= -\det \left(\begin{bmatrix} 3 & 2 \\ 2 & 4 \end{bmatrix} \right) - 5 \det \left(\begin{bmatrix} 3 & 1 \\ 2 & 1 \end{bmatrix} \right) \\ &= -((3)(4) - (2)(2)) - 5((3)(1) - (2)(1)) \\ &= -8 - 5 \\ &= -13 \checkmark \end{aligned}$$

In general, the sign of $(-1)^{i+j}$ in front of the minor in the expansion of the determinant follows an alternating pattern. Below is the pattern for 2×2 , 3×3 and 4×4 matrices, and it extends naturally to higher dimensions.

$$\begin{bmatrix} + & - \\ - & + \end{bmatrix} \quad \begin{bmatrix} + & - & + \\ - & + & - \\ + & - & + \end{bmatrix} \quad \begin{bmatrix} + & - & + & - \\ - & + & - & + \\ + & - & + & - \\ - & + & - & + \end{bmatrix}$$

The reader is cautioned, however, against reading too much into these sign patterns. In the example above, we expanded the 3×3 matrix A by its second row and the term which corresponds to the second entry ended up being negative even though the sign attached to the minor is (+). These signs represent only the signs of the $(-1)^{i+j}$ in the formula; the sign of the corresponding entry as well as the minor itself determine the ultimate sign of the term in the expansion of the determinant.

To illustrate some of the other properties in Theorem 8.7, we use row operations to transform our 3×3 matrix A into an upper triangular matrix, keeping track of the row operations, and labeling

²For a very elegant treatment, take a course in Linear Algebra. There, you will most likely see the treatment of determinants logically reversed than what is presented here. Specifically, the determinant is defined as a function which takes a square matrix to a real number and satisfies some of the properties in Theorem 8.7. From that function, a formula for the determinant is developed.

each successive matrix.³

$$\begin{array}{ccc} \begin{bmatrix} 3 & 1 & 2 \\ 0 & -1 & 5 \\ 2 & 1 & 4 \end{bmatrix} & \xrightarrow[\text{with } -\frac{2}{3}R1 + R3]{\text{Replace } R3} & \begin{bmatrix} 3 & 1 & 2 \\ 0 & -1 & 5 \\ 0 & \frac{1}{3} & \frac{8}{3} \end{bmatrix} & \xrightarrow[\frac{1}{3}R2 + R3]{\text{Replace } R3 \text{ with}} & \begin{bmatrix} 3 & 1 & 2 \\ 0 & -1 & 5 \\ 0 & 0 & \frac{13}{3} \end{bmatrix} \\ & & \begin{array}{c} A \\ B \\ C \end{array} & & \end{array}$$

Theorem 8.7 guarantees us that $\det(A) = \det(B) = \det(C)$ since we are replacing a row with itself plus a multiple of another row moving from one matrix to the next. Furthermore, since C is upper triangular, $\det(C)$ is the product of the entries on the main diagonal, in this case $\det(C) = (3)(-1)\left(\frac{13}{3}\right) = -13$. This demonstrates the utility of using row operations to assist in calculating determinants. This also sheds some light on the connection between a determinant and invertibility. Recall from Section 8.4 that in order to find A^{-1} , we attempt to transform A to I_n using row operations

$$\left[A \mid I_n \right] \xrightarrow{\text{Gauss Jordan Elimination}} \left[I_n \mid A^{-1} \right]$$

As we apply our allowable row operations on A to put it into reduced row echelon form, the determinant of the intermediate matrices can vary from the determinant of A by at most a *nonzero* multiple. This means that if $\det(A) \neq 0$, then the determinant of A 's reduced row echelon form must also be nonzero, which, according to Definition 8.4 means that all the main diagonal entries on A 's reduced row echelon form must be 1. That is, A 's reduced row echelon form is I_n , and A is invertible. Conversely, if A is invertible, then A can be transformed into I_n using row operations. Since $\det(I_n) = 1 \neq 0$, our same logic implies $\det(A) \neq 0$. Basically, we have established that the determinant *determines* whether or not the matrix A is invertible.⁴

It is worth noting that when we first introduced the notion of a matrix inverse, it was in the context of solving a linear matrix equation. In effect, we were trying to 'divide' both sides of the matrix equation $AX = B$ by the matrix A . Just like we cannot divide a real number by 0, Theorem 8.7 tells us we cannot 'divide' by a matrix whose *determinant* is 0. We also know that if the coefficient matrix of a system of linear equations is invertible, then system is consistent and independent. It follows, then, that if the determinant of said coefficient is not zero, the system is consistent and independent.

8.5.2 CRAMER'S RULE AND MATRIX ADJOINTS

In this section, we introduce a theorem which enables us to solve a system of linear equations by means of determinants only. As usual, the theorem is stated in full generality, using numbered unknowns x_1, x_2 , etc., instead of the more familiar letters x, y, z , etc. The proof of the general case is best left to a course in Linear Algebra.

³Essentially, we follow the Gauss Jordan algorithm but we don't care about getting leading 1's.

⁴As we will see in Section 8.5.2, determinants (specifically cofactors) are deeply connected with the inverse of a matrix.

THEOREM 8.8. Cramer's Rule: Suppose $AX = B$ is the matrix form of a system of n linear equations in n unknowns where A is the coefficient matrix, X is the unknowns matrix, and B is the constant matrix. If $\det(A) \neq 0$, then the corresponding system is consistent and independent and the solution for unknowns x_1, x_2, \dots, x_n is given by:

$$x_j = \frac{\det(A_j)}{\det(A)},$$

where A_j is the matrix A whose j th column has been replaced by the constants in B .

In words, Cramer's Rule tells us we can solve for each unknown, one at a time, by finding the ratio of the determinant of A_j to that of the determinant of the coefficient matrix. The matrix A_j is found by replacing the column in the coefficient matrix which holds the coefficients of x_j with the constants of the system. The following example fleshes out this method.

EXAMPLE 8.5.1. Use Cramer's Rule to solve for the indicated unknowns.

1. Solve $\begin{cases} 2x_1 - 3x_2 = 4 \\ 5x_1 + x_2 = -2 \end{cases}$ for x_1 and x_2

2. Solve $\begin{cases} 2x - 3y + z = -1 \\ x - y + z = 1 \\ 3x - 4z = 0 \end{cases}$ for z .

SOLUTION.

1. Writing this system in matrix form, we find

$$A = \begin{bmatrix} 2 & -3 \\ 5 & 1 \end{bmatrix} \quad X = \begin{bmatrix} x_1 \\ x_2 \end{bmatrix} \quad B = \begin{bmatrix} 4 \\ -2 \end{bmatrix}$$

To find the matrix A_1 , we remove the column of the coefficient matrix A which holds the coefficients of x_1 and replace it with the corresponding entries in B . Likewise, we replace the column of A which corresponds to the coefficients of x_2 with the constants to form the matrix A_2 . This yields

$$A_1 = \begin{bmatrix} 4 & -3 \\ -2 & 1 \end{bmatrix} \quad A_2 = \begin{bmatrix} 2 & 4 \\ 5 & -2 \end{bmatrix}$$

Computing determinants, we get $\det(A) = 17$, $\det(A_1) = -2$ and $\det(A_2) = -24$, so that

$$x_1 = \frac{\det(A_1)}{\det(A)} = -\frac{2}{17} \quad x_2 = \frac{\det(A_2)}{\det(A)} = -\frac{24}{17}$$

The reader can check that the solution to the system is $(-\frac{2}{17}, -\frac{24}{17})$.

2. To use Cramer's Rule to find z , we identify x_3 as z . We have

$$A = \begin{bmatrix} 2 & -3 & 1 \\ 1 & -1 & 1 \\ 3 & 0 & -4 \end{bmatrix} \quad X = \begin{bmatrix} x \\ y \\ z \end{bmatrix} \quad B = \begin{bmatrix} -1 \\ 1 \\ 0 \end{bmatrix} \quad A_3 = A_z = \begin{bmatrix} 2 & -3 & -1 \\ 1 & -1 & 1 \\ 3 & 0 & 0 \end{bmatrix}$$

Expanding both $\det(A)$ and $\det(A_z)$ along the third rows (to take advantage of the 0's) gives

$$z = \frac{\det(A_z)}{\det(A)} = \frac{-12}{-10} = \frac{6}{5}$$

The reader is encouraged to solve this system for x and y similarly and check the answer. \square

Our last application of determinants is to develop an alternative method for finding the inverse of a matrix.⁵ Let us consider the 3×3 matrix A which we so extensively studied in Section 8.5.1

$$A = \begin{bmatrix} 3 & 1 & 2 \\ 0 & -1 & 5 \\ 2 & 1 & 4 \end{bmatrix}$$

We found through a variety of methods that $\det(A) = -13$. To our surprise and delight, its inverse below has a remarkable number of 13's in the denominators of its entries. This is no coincidence.

$$A^{-1} = \begin{bmatrix} \frac{9}{13} & \frac{2}{13} & -\frac{7}{13} \\ -\frac{10}{13} & -\frac{8}{13} & \frac{15}{13} \\ -\frac{2}{13} & \frac{1}{13} & \frac{3}{13} \end{bmatrix}$$

Recall that to find A^{-1} , we are essentially solving the matrix equation $AX = I_3$, where $X = [x_{ij}]_{3 \times 3}$ is a 3×3 matrix. Because of how matrix multiplication is defined, the first column of I_3 is the product of A with the first column of X , the second column of I_3 is the product of A with the second column of X and the third column of I_3 is the product of A with the third column of X .⁶ In other words, we are solving three equations

$$A \begin{bmatrix} x_{11} \\ x_{21} \\ x_{31} \end{bmatrix} = \begin{bmatrix} 1 \\ 0 \\ 0 \end{bmatrix} \quad A \begin{bmatrix} x_{12} \\ x_{22} \\ x_{32} \end{bmatrix} = \begin{bmatrix} 0 \\ 1 \\ 0 \end{bmatrix} \quad A \begin{bmatrix} x_{13} \\ x_{23} \\ x_{33} \end{bmatrix} = \begin{bmatrix} 0 \\ 0 \\ 1 \end{bmatrix}$$

We can solve each of these systems using Cramer's Rule. Focusing on the first system, we have

$$A_1 = \begin{bmatrix} 1 & 1 & 2 \\ 0 & -1 & 5 \\ 0 & 1 & 4 \end{bmatrix} \quad A_2 = \begin{bmatrix} 3 & 1 & 2 \\ 0 & 0 & 5 \\ 2 & 0 & 4 \end{bmatrix} \quad A_3 = \begin{bmatrix} 3 & 1 & 1 \\ 0 & -1 & 0 \\ 2 & 1 & 0 \end{bmatrix}$$

⁵We are developing a *method* in the forthcoming discussion. As with the discussion in Section 8.4 when we developed the first algorithm to find matrix inverses, we ask that you indulge us.

⁶The reader is encouraged to stop and think this through.

If we expand $\det(A_1)$ along the first row, we get

$$\begin{aligned}\det(A_1) &= \det\left(\begin{bmatrix} -1 & 5 \\ 1 & 4 \end{bmatrix}\right) - \det\left(\begin{bmatrix} 0 & 5 \\ 0 & 4 \end{bmatrix}\right) + 2 \det\left(\begin{bmatrix} 0 & -1 \\ 0 & 1 \end{bmatrix}\right) \\ &= \det\left(\begin{bmatrix} -1 & 5 \\ 1 & 4 \end{bmatrix}\right)\end{aligned}$$

Amazingly, this is none other than the C_{11} cofactor of A . The reader is invited to check this, as well as the claims that $\det(A_2) = C_{12}$ and $\det(A_3) = C_{13}$.⁷ (To see this, though it seems unnatural to do so, expand along the first row.) Cramer's Rule tells us

$$x_{11} = \frac{\det(A_1)}{\det(A)} = \frac{C_{11}}{\det(A)}, \quad x_{21} = \frac{\det(A_2)}{\det(A)} = \frac{C_{12}}{\det(A)}, \quad x_{31} = \frac{\det(A_3)}{\det(A)} = \frac{C_{13}}{\det(A)}$$

So the first column of the inverse matrix X is:

$$\begin{bmatrix} x_{11} \\ x_{21} \\ x_{31} \end{bmatrix} = \begin{bmatrix} \frac{C_{11}}{\det(A)} \\ \frac{C_{12}}{\det(A)} \\ \frac{C_{13}}{\det(A)} \end{bmatrix} = \frac{1}{\det(A)} \begin{bmatrix} C_{11} \\ C_{12} \\ C_{13} \end{bmatrix}$$

Notice the reversal of the subscripts going from the unknown to the corresponding cofactor of A . This trend continues and we get

$$\begin{bmatrix} x_{12} \\ x_{22} \\ x_{32} \end{bmatrix} = \frac{1}{\det(A)} \begin{bmatrix} C_{21} \\ C_{22} \\ C_{23} \end{bmatrix} \quad \begin{bmatrix} x_{13} \\ x_{23} \\ x_{33} \end{bmatrix} = \frac{1}{\det(A)} \begin{bmatrix} C_{31} \\ C_{32} \\ C_{33} \end{bmatrix}$$

Putting all of these together, we have obtained a new and surprising formula for A^{-1} , namely

$$A^{-1} = \frac{1}{\det(A)} \begin{bmatrix} C_{11} & C_{21} & C_{31} \\ C_{12} & C_{22} & C_{32} \\ C_{13} & C_{23} & C_{33} \end{bmatrix}$$

To see that this does indeed yield A^{-1} , we find all of the cofactors of A

$$\begin{aligned}C_{11} &= -9, & C_{21} &= -2, & C_{31} &= 7 \\ C_{12} &= 10, & C_{22} &= 8, & C_{32} &= -15 \\ C_{13} &= 2, & C_{23} &= -1, & C_{33} &= -3\end{aligned}$$

And, as promised,

⁷In a solid Linear Algebra course you will learn that the properties in Theorem 8.7 hold equally well if the word 'row' is replaced by the word 'column'. We're not going to get into column operations in this text, but they do make some of what we're trying to say easier to follow.

$$A^{-1} = \frac{1}{\det(A)} \begin{bmatrix} C_{11} & C_{21} & C_{31} \\ C_{12} & C_{22} & C_{32} \\ C_{13} & C_{23} & C_{33} \end{bmatrix} = -\frac{1}{13} \begin{bmatrix} -9 & -2 & 7 \\ 10 & 8 & -15 \\ 2 & -1 & -3 \end{bmatrix} = \begin{bmatrix} \frac{9}{13} & \frac{2}{13} & -\frac{7}{13} \\ -\frac{10}{13} & -\frac{8}{13} & \frac{15}{13} \\ -\frac{2}{13} & \frac{1}{13} & \frac{3}{13} \end{bmatrix}$$

To generalize this to invertible $n \times n$ matrices, we need another definition and a theorem. Our definition gives a special name to the cofactor matrix, and the theorem tells us how to use it along with $\det(A)$ to find the inverse of a matrix.

DEFINITION 8.15. Let A be an $n \times n$ matrix, and C_{ij} denote the ij cofactor of A . The **adjoint** of A , denoted $\text{adj}(A)$ is the matrix whose ij -entry is the ji cofactor of A , C_{ji} . That is

$$\text{adj}(A) = \begin{bmatrix} C_{11} & C_{21} & \cdots & C_{n1} \\ C_{12} & C_{22} & \cdots & C_{n2} \\ \vdots & \vdots & \ddots & \vdots \\ C_{1n} & C_{2n} & \cdots & C_{nn} \end{bmatrix}$$

This new notation greatly shortens the statement of the formula for the inverse of a matrix.

THEOREM 8.9. Let A be an invertible $n \times n$ matrix. Then

$$A^{-1} = \frac{1}{\det(A)} \text{adj}(A)$$

For 2×2 matrices, Theorem 8.9 reduces to a fairly simple formula.

EQUATION 8.2. For an invertible 2×2 matrix,

$$\begin{bmatrix} a & b \\ c & d \end{bmatrix}^{-1} = \frac{1}{ad - bc} \begin{bmatrix} d & -b \\ -c & a \end{bmatrix}$$

The proof of Theorem 8.9 is, like so many of the results in this section, best left to a course in Linear Algebra. In such a course, not only do you gain some more sophisticated proof techniques, you also gain a larger perspective. The authors assure you that persistence pays off. If you stick around a few semesters and take a course in Linear Algebra, you'll see just how pretty all things matrix really are - in spite of the tedious notation and sea of subscripts. Within the scope of this text, we will prove a few results involving determinants in Section 9.3 once we have the Principle of Mathematical Induction well in hand. Until then, make sure you have a handle on the *mechanics* of matrices and the theory will come eventually.

8.5.3 EXERCISES

1. Compute the determinant of the following matrices. (Some of these matrices appeared in Exercise 1 in Section 8.4.)

$$(a) B = \begin{bmatrix} 12 & -7 \\ -5 & 3 \end{bmatrix}$$

$$(b) C = \begin{bmatrix} 6 & 15 \\ 14 & 35 \end{bmatrix}$$

$$(c) Q = \begin{bmatrix} x & x^2 \\ 1 & 2x \end{bmatrix}$$

$$(d) L = \begin{bmatrix} \frac{1}{x^3} & \frac{\ln(x)}{x^3} \\ -\frac{3}{x^4} & \frac{1-3\ln(x)}{x^4} \end{bmatrix}$$

$$(e) F = \begin{bmatrix} 4 & 6 & -3 \\ 3 & 4 & -3 \\ 1 & 2 & 6 \end{bmatrix}$$

$$(f) G = \begin{bmatrix} 1 & 2 & 3 \\ 2 & 3 & 11 \\ 3 & 4 & 19 \end{bmatrix}$$

$$(g) V = \begin{bmatrix} i & j & k \\ -1 & 0 & 5 \\ 9 & -4 & -2 \end{bmatrix}$$

$$(h) H = \begin{bmatrix} 1 & 0 & -3 & 0 \\ 2 & -2 & 8 & 7 \\ -5 & 0 & 16 & 0 \\ 1 & 0 & 4 & 1 \end{bmatrix}$$

2. Use Cramer's Rule to solve the system of linear equations.

$$(a) \begin{cases} 3x + 7y = 26 \\ 5x + 12y = 39 \end{cases}$$

$$(b) \begin{cases} x + y = 8000 \\ 0.03x + 0.05y = 250 \end{cases}$$

$$(c) \begin{cases} \frac{x}{2} - \frac{y}{5} = 1 \\ 6x + 7y = 3 \end{cases}$$

$$(d) \begin{cases} x + y + z = 3 \\ 2x - y + z = 0 \\ -3x + 5y + 7z = 7 \end{cases}$$

$$(e) \begin{cases} 3x + y - 2z = 10 \\ 4x - y + z = 5 \\ x - 3y - 4z = -1 \end{cases}$$

3. Use Cramer's Rule to solve for x_4 in the following systems of linear equations.

$$(a) \begin{cases} x_1 - x_3 = -2 \\ 2x_2 - x_4 = 0 \\ x_1 - 2x_2 + x_3 = 0 \\ -x_3 + x_4 = 1 \end{cases}$$

$$(b) \begin{cases} 4x_1 + x_2 = 4 \\ x_2 - 3x_3 = 1 \\ 10x_1 + x_3 + x_4 = 0 \\ -x_2 + x_3 = -3 \end{cases}$$

4. Find the inverse of the following matrices using their determinants and adjoints.

$$(a) B = \begin{bmatrix} 12 & -7 \\ -5 & 3 \end{bmatrix}$$

$$(b) F = \begin{bmatrix} 4 & 6 & -3 \\ 3 & 4 & -3 \\ 1 & 2 & 6 \end{bmatrix}$$

5. Carl's Sasquatch Attack! Game Card Collection is a mixture of common and rare cards. Each common card is worth \$0.25 while each rare card is worth \$0.75. If his entire 117 card collection is worth \$48.75, how many of each kind of card does he own?

6. How much of a 5 gallon 40% salt solution should be replaced with pure water to obtain 5 gallons of a 15% solution?
7. How much of a 10 liter 30% acid solution must be replaced with pure acid to obtain 10 liters of a 50% solution?
8. Daniel's Exotic Animal Rescue houses snakes, tarantulas, and scorpions. When asked how many animals of each kind he boards, Daniel answered: 'We board 49 total animals, and I am responsible for each of their 272 legs and 28 tails.' How many of each animal does the Rescue board? (Recall: tarantulas have 8 legs and no tails, scorpions have 8 legs and one tail, and snakes have no legs and one tail.)
9. This exercise is a continuation of Exercise 5 in Section 8.4. Just because a system is consistent independent doesn't mean it will admit a solution that makes sense in an applied setting. Using the nutrient values given for Ippizuti Fish, Misty Mushrooms, and Sun Berries, use Cramer's Rule to determine the number of servings of Ippizuti Fish needed to meet the needs of a daily diet which requires 2500 calories, 1000 grams of protein, and 400 milligrams of Vitamin X. Now use Cramer's Rule to find the number of servings of Misty Mushrooms required. Does a solution to this diet problem exist?
10. Let $R = \begin{bmatrix} -7 & 3 \\ 11 & 2 \end{bmatrix}$, $S = \begin{bmatrix} 1 & -5 \\ 6 & 9 \end{bmatrix}$, $T = \begin{bmatrix} 11 & 2 \\ -7 & 3 \end{bmatrix}$, and $U = \begin{bmatrix} -3 & 15 \\ 6 & 9 \end{bmatrix}$
- (a) Show that $\det(RS) = \det(R)\det(S)$
- (b) Show that $\det(T) = -\det(R)$
- (c) Show that $\det(U) = -3\det(S)$
11. For M and N below, show that $\det(M) = 0$ and $\det(N) = 0$.

$$M = \begin{bmatrix} 1 & 2 & 3 \\ 1 & 2 & 3 \\ 4 & 5 & 6 \end{bmatrix}, \quad N = \begin{bmatrix} 1 & 2 & 3 \\ 4 & 5 & 6 \\ 0 & 0 & 0 \end{bmatrix}$$

12. Let A be an arbitrary invertible 3×3 matrix.
- (a) Show that $\det(I_3) = 1$.⁸
- (b) Using the facts that $AA^{-1} = I_3$ and $\det(AA^{-1}) = \det(A)\det(A^{-1})$, show that

$$\det(A^{-1}) = \frac{1}{\det(A)}$$

⁸If you think about it for just a moment, you'll see that $\det(I_n) = 1$ for any natural number n . The formal proof of this fact requires the Principle of Mathematical Induction (Section 9.3) so we'll stick with $n = 3$ for the time being.

13. The purpose of this exercise is to introduce you to the eigenvalues and eigenvectors of a matrix.⁹ We begin with an example using a 2×2 matrix and then guide you through some exercises using a 3×3 matrix.

Consider the matrix

$$C = \begin{bmatrix} 6 & 15 \\ 14 & 35 \end{bmatrix}$$

from Exercise 1 above. We know that $\det(C) = 0$ which means that $CX = 0_{2 \times 2}$ does not have a unique solution. So there is a nonzero matrix Y such that $CY = 0_{2 \times 2}$. In fact, every matrix of the form

$$Y = \begin{bmatrix} -\frac{5}{2}t \\ t \end{bmatrix}$$

is a solution to $CX = 0_{2 \times 2}$, so there are infinitely many matrices such that $CX = 0_{2 \times 2}$. But consider the matrix

$$X_{41} = \begin{bmatrix} 3 \\ 7 \end{bmatrix}$$

It is NOT a solution to $CX = 0_{2 \times 2}$, but rather,

$$CX_{41} = \begin{bmatrix} 6 & 15 \\ 14 & 35 \end{bmatrix} \begin{bmatrix} 3 \\ 7 \end{bmatrix} = \begin{bmatrix} 123 \\ 287 \end{bmatrix} = 41 \begin{bmatrix} 3 \\ 7 \end{bmatrix}$$

In fact, if Z is of the form

$$Z = \begin{bmatrix} \frac{3}{7}t \\ t \end{bmatrix}$$

then

$$CZ = \begin{bmatrix} 6 & 15 \\ 14 & 35 \end{bmatrix} \begin{bmatrix} \frac{3}{7}t \\ t \end{bmatrix} = \begin{bmatrix} \frac{123}{7}t \\ 41t \end{bmatrix} = 41 \begin{bmatrix} \frac{3}{7}t \\ t \end{bmatrix} = 41Z$$

for all t . The big question is “How did we know to use 41?”

We need a number λ such that $CX = \lambda X$ has nonzero solutions. We have demonstrated that $\lambda = 0$ and $\lambda = 41$ both worked. Are there others? If we look at the matrix equation more closely, what we *really* wanted was a nonzero solution to $(C - \lambda I_2)X = 0_{2 \times 2}$ which we know exists if and only if the determinant of $C - \lambda I_2$ is zero.¹⁰ So we computed

$$\det(C - \lambda I_2) = \det \left(\begin{bmatrix} 6 - \lambda & 15 \\ 14 & 35 - \lambda \end{bmatrix} \right) = (6 - \lambda)(35 - \lambda) - 14 \cdot 15 = \lambda^2 - 41\lambda$$

This is called the **characteristic polynomial** of the matrix C and it has two zeros: $\lambda = 0$ and $\lambda = 41$. That's how we knew to use 41 in our work above. The fact that $\lambda = 0$

⁹This material is usually given its own chapter in a Linear Algebra book so clearly we're not able to tell you everything you need to know about eigenvalues and eigenvectors. They are a nice application of determinants, though, so we're going to give you enough background so that you can start playing around with them.

¹⁰Think about this.

showed up as one of the zeros of the characteristic polynomial just means that C itself had determinant zero which we already knew. Those two numbers are called the **eigenvalues** of C . The corresponding matrix solutions to $CX = \lambda X$ are called the **eigenvectors** of C and the ‘vector’ portion of the name will make more sense after you’ve studied vectors.

Okay, you should be mostly ready to start on your own. In the following exercises, you’ll be using the matrix

$$G = \begin{bmatrix} 1 & 2 & 3 \\ 2 & 3 & 11 \\ 3 & 4 & 19 \end{bmatrix}$$

from Exercise 1 above.

- (a) Show that the characteristic polynomial of G is $p(\lambda) = -\lambda(\lambda - 1)(\lambda - 22)$. That is, compute the determinant of $G - \lambda I_3$.
- (b) Let $G_0 = G$. Find the parametric description of the solution to the system of linear equations given by $GX = 0_{3 \times 3}$.
- (c) Let $G_1 = G - I_3$. Find the parametric description of the solution to the system of linear equations given by $G_1X = 0_{3 \times 3}$. Show that any solution to $G_1X = 0_{3 \times 3}$ also has the property that $GX = 1X$.
- (d) Let $G_{22} = G - 22I_3$. Find the parametric description of the solution to the system of linear equations given by $G_{22}X = 0_{3 \times 3}$. Show that any solution to $G_{22}X = 0_{3 \times 3}$ also has the property that $GX = 22X$.

8.5.4 ANSWERS

1. (a) $\det(B) = 1$
 (b) $\det(C) = 0$
 (c) $\det(Q) = x^2$
 (d) $\det(L) = \frac{1}{x^7}$
 (e) $\det(F) = -12$
 (f) $\det(G) = 0$
 (g) $\det(V) = 20i + 43j + 4k$
 (h) $\det(H) = -2$
2. (a) $x = 39, y = -13$
 (b) $x = 7500, y = 500$
 (c) $x = \frac{76}{47}, y = -\frac{45}{47}$
 (d) $x = 1, y = 2, z = 0$
 (e) $x = \frac{121}{60}, y = \frac{131}{60}, z = -\frac{53}{60}$
3. (a) $x_4 = 4$
 (b) $x_4 = -1$
4. (a) $B^{-1} = \begin{bmatrix} 3 & 7 \\ 5 & 12 \end{bmatrix}$
 (b) $F^{-1} = \begin{bmatrix} -\frac{5}{2} & \frac{7}{2} & \frac{1}{2} \\ \frac{7}{4} & -\frac{9}{4} & -\frac{1}{4} \\ -\frac{1}{6} & \frac{1}{6} & \frac{1}{6} \end{bmatrix}$
5. Carl owns 78 common cards and 39 rare cards.
6. 3.125 gallons.
7. $\frac{20}{7} \approx 2.85$ liters.
8. The rescue houses 15 snakes, 21 tarantulas, and 13 scorpions.
9. Using Cramer's Rule, we find we need 53 servings of Ippizuti Fish to satisfy the dietary requirements. The number of servings of Misty Mushrooms required, however, is -1120 . Since it's impossible to have a negative number of servings, there is no solution to the applied problem, despite there being a solution to the mathematical problem. A cautionary tale about using Cramer's Rule: just because you are guaranteed a mathematical answer for each variable doesn't mean the solution will make sense in the 'real' world.

8.6 PARTIAL FRACTION DECOMPOSITION

This section uses systems of linear equations to rewrite rational functions in a form more palatable to Calculus students. In College Algebra, the function

$$f(x) = \frac{x^2 - x - 6}{x^4 + x^2} \quad (1)$$

is written in the best form possible to construct a sign diagram and to find zeros and asymptotes, but certain applications in Calculus require us to rewrite $f(x)$ as

$$f(x) = \frac{x+7}{x^2+1} - \frac{1}{x} - \frac{6}{x^2} \quad (2)$$

If we are given the form of $f(x)$ in (2), it is a matter of Intermediate Algebra to determine a common denominator to obtain the form of $f(x)$ given in (1). The focus of this section is to develop a method by which we start with $f(x)$ in the form of (1) and ‘resolve it into **partial fractions**’ to obtain the form in (2). Essentially, we need to reverse the least common denominator process. Starting with the form of $f(x)$ in (1), we begin by factoring the denominator

$$\frac{x^2 - x - 6}{x^4 + x^2} = \frac{x^2 - x - 6}{x^2(x^2 + 1)}$$

We now think about which individual denominators could contribute to obtain $x^2(x^2 + 1)$ as the least common denominator. Certainly x^2 and $x^2 + 1$, but are there any other factors? Since $x^2 + 1$ is an irreducible quadratic¹ there are no factors of it that have real coefficients which can contribute to the denominator. The factor x^2 , however, is not irreducible, since we can think of it as $x^2 = xx = (x - 0)(x - 0)$, a so-called ‘repeated’ linear factor.² This means it’s possible that a term with a denominator of just x contributed to the expression as well. What about something like $x(x^2 + 1)$? This, too, could contribute, but we would then wish to break down that denominator into x and $(x^2 + 1)$, so we leave out a term of that form. At this stage, we have guessed

$$\frac{x^2 - x - 6}{x^4 + x^2} = \frac{x^2 - x - 6}{x^2(x^2 + 1)} = \frac{?}{x} + \frac{?}{x^2} + \frac{?}{x^2 + 1}$$

Our next task is to determine what form the unknown numerators take. It stands to reason that since the expression $\frac{x^2 - x - 6}{x^4 + x^2}$ is ‘proper’ in the sense that the degree of the numerator is less than the degree of the denominator, we are safe to make the [ansatz](#) that all of the partial fraction resolvents are also. This means that the numerator of the fraction with x as its denominator is just a constant and the numerators on the terms involving the denominators x^2 and $x^2 + 1$ are at most linear polynomials. That is, we guess that there are real numbers A, B, C, D and E so that

$$\frac{x^2 - x - 6}{x^4 + x^2} = \frac{x^2 - x - 6}{x^2(x^2 + 1)} = \frac{A}{x} + \frac{Bx + C}{x^2} + \frac{Dx + E}{x^2 + 1}$$

¹Recall this means it has no real zeros; see Section 3.4.

²Recall this means $x = 0$ is a zero of multiplicity 2.

However, if we look more closely at the term $\frac{Bx+C}{x^2}$, we see that $\frac{Bx+C}{x^2} = \frac{Bx}{x^2} + \frac{C}{x^2} = \frac{B}{x} + \frac{C}{x^2}$. The term $\frac{B}{x}$ has the same form as the term $\frac{A}{x}$ which means it contributes nothing new to our expansion. Hence, we drop it and, after re-labeling, we find ourselves with our new guess:

$$\frac{x^2 - x - 6}{x^4 + x^2} = \frac{x^2 - x - 6}{x^2(x^2 + 1)} = \frac{A}{x} + \frac{B}{x^2} + \frac{Cx + D}{x^2 + 1}$$

Our next task is to determine the values of our unknowns. Clearing denominators gives

$$x^2 - x - 6 = Ax(x^2 + 1) + B(x^2 + 1) + (Cx + D)x^2$$

Gathering the like powers of x we have

$$x^2 - x - 6 = (A + C)x^3 + (B + D)x^2 + Ax + B$$

In order for this to hold for all values of x in the domain of f , we equate the coefficients of corresponding powers of x on each side of the equation³ and obtain the system of linear equations

$$\left\{ \begin{array}{ll} (E1) & A + C = 0 \quad \text{From equating coefficients of } x^3 \\ (E2) & B + D = 1 \quad \text{From equating coefficients of } x^2 \\ (E3) & A = -1 \quad \text{From equating coefficients of } x \\ (E4) & B = -6 \quad \text{From equating the constant terms} \end{array} \right.$$

To solve this system of equations, we could use any of the methods presented in Sections 8.1 through 8.5, but none of these methods are as efficient as the good old-fashioned substitution you learned in Intermediate Algebra. From $E3$, we have $A = -1$ and we substitute this into $E1$ to get $C = 1$. Similarly, since $E4$ gives us $B = -6$, we have from $E2$ that $D = 7$. Our final answer is

$$\frac{x^2 - x - 6}{x^4 + x^2} = \frac{x^2 - x - 6}{x^2(x^2 + 1)} = -\frac{1}{x} - \frac{6}{x^2} + \frac{x + 7}{x^2 + 1}$$

which matches the formula given in (2). As we have seen in this opening example, resolving a rational function into partial fractions takes two steps: first, we need to determine the *form* of the decomposition, and then we need to determine the unknown coefficients which appear in said form. Theorem 3.16 guarantees that any polynomial with real coefficients can be factored over the real numbers as a product of linear factors and irreducible quadratic factors. Once we have this factorization of the denominator of a rational function, the next theorem tells us the form the decomposition takes. The reader is encouraged to review the Factor Theorem (Theorem 3.6) and its connection to the role of multiplicity to fully appreciate the statement of the following theorem.

³We will justify this shortly.

THEOREM 8.10. Suppose $R(x) = \frac{N(x)}{D(x)}$ is a rational function where the degree of $N(x)$ less than the degree of $D(x)$ ^a and $N(x)$ and $D(x)$ have no common factors.

- If c is a real zero of D of multiplicity m which corresponds to the linear factor $ax + b$, the partial fraction decomposition includes

$$\frac{A_1}{ax + b} + \frac{A_2}{(ax + b)^2} + \dots + \frac{A_m}{(ax + b)^m}$$

for real numbers A_1, A_2, \dots, A_m .

- If c is a non-real zero of D of multiplicity m which corresponds to the irreducible quadratic $ax^2 + bx + c$, the partial fraction decomposition includes

$$\frac{B_1x + C_1}{ax^2 + bx + c} + \frac{B_2x + C_2}{(ax^2 + bx + c)^2} + \dots + \frac{B_mx + C_m}{(ax^2 + bx + c)^m}$$

for real numbers B_1, B_2, \dots, B_m and C_1, C_2, \dots, C_m .

^aIn other words, $R(x)$ is a proper rational function.

The proof of Theorem 8.10 is best left to a course in Abstract Algebra. Notice that the theorem provides for the general case, so we need to use subscripts, A_1, A_2 , etc., to denote different unknown coefficients as opposed to the usual convention of A, B , etc.. The stress on multiplicities is to help us correctly group factors in the denominator. For example, consider the rational function

$$\frac{3x - 1}{(x^2 - 1)(2 - x - x^2)}$$

Factoring the denominator to find the zeros, we get $(x + 1)(x - 1)(1 - x)(2 + x)$. We find $x = -1$ and $x = -2$ are zeros of multiplicity one but that $x = 1$ is a zero of multiplicity two due to the two different factors $(x - 1)$ and $(1 - x)$. One way to handle this is to note that $(1 - x) = -(x - 1)$ so

$$\frac{3x - 1}{(x + 1)(x - 1)(1 - x)(2 + x)} = \frac{3x - 1}{-(x - 1)^2(x + 1)(x + 2)} = \frac{1 - 3x}{(x - 1)^2(x + 1)(x + 2)}$$

from which we proceed with the partial fraction decomposition

$$\frac{1 - 3x}{(x - 1)^2(x + 1)(x + 2)} = \frac{A}{x - 1} + \frac{B}{(x - 1)^2} + \frac{C}{x + 1} + \frac{D}{x + 2}$$

Turning our attention to non-real zeros, we note that the tool of choice to determine the irreducibility of a quadratic $ax^2 + bx + c$ is the discriminant, $b^2 - 4ac$. If $b^2 - 4ac < 0$, the quadratic admits a *pair* of non-real complex conjugate zeros. Even though *one* irreducible quadratic gives *two* distinct non-real zeros, we list the terms with denominators involving a given irreducible quadratic only once to avoid duplication in the form of the decomposition. The trick, of course, is factoring the denominator or otherwise finding the zeros and their multiplicities in order to apply Theorem 8.10.

We recommend that the reader review the techniques set forth in Sections 3.3 and 3.4. Next, we state a theorem that if two polynomials are equal, the corresponding coefficients of the like powers of x are equal. This is the principal by which we shall determine the unknown coefficients in our partial fraction decomposition.

THEOREM 8.11. Suppose

$$a_n x^n + a_{n-1} x^{n-1} + \cdots + a_2 x^2 + a_1 x + a_0 = b_m x^m + m_{m-1} x^{m-1} + \cdots + b_2 x^2 + b_1 x + b_0$$

for all x in an open interval I . Then $n = m$ and $a_i = b_i$ for all $i = 1 \dots n$.

Believe it or not, the proof of Theorem 8.11 is a consequence of Theorem 3.14. Define $p(x)$ to be the difference of the left hand side of the equation in Theorem 8.11 and the right hand side. Then $p(x) = 0$ for all x in the open interval I . If $p(x)$ were a nonzero polynomial of degree k , then, by Theorem 3.14, p could have at most k zeros in I , and k is a finite number. Since $p(x) = 0$ for all the x in I , p has infinitely many zeros, and hence, p is the zero polynomial. This means there can be no nonzero terms in $p(x)$ and the theorem follows. Arguably, the best way to make sense of either of the two preceding theorems is to work some examples.

EXAMPLE 8.6.1. Resolve the following rational functions into partial fractions.

1. $R(x) = \frac{x+5}{2x^2-x-1}$

3. $R(x) = \frac{3}{x^3-x^2+x}$

5. $R(x) = \frac{x^3+5x-1}{x^4+6x^2+9}$

2. $R(x) = \frac{3}{x^3-2x^2+x}$

4. $R(x) = \frac{4x^3}{x^2-2}$

6. $R(x) = \frac{8x^2}{x^4+16}$

SOLUTION.

1. We begin by factoring the denominator to find $2x^2 - x - 1 = (2x + 1)(x - 1)$. We get $x = -\frac{1}{2}$ and $x = 1$ are both zeros of multiplicity one and thus we know

$$\frac{x+5}{2x^2-x-1} = \frac{x+5}{(2x+1)(x-1)} = \frac{A}{2x+1} + \frac{B}{x-1}$$

Clearing denominators, we get $x+5 = A(x-1) + B(2x+1)$ so that $x+5 = (A+2B)x + B - A$. Equating coefficients, we get the system

$$\begin{cases} A + 2B = 1 \\ -A + B = 5 \end{cases}$$

This system is readily handled using the Addition Method from Section 8.1, and after adding both equations, we get $3B = 6$ so $B = 2$. Using back substitution, we find $A = -3$. Our answer is easily checked by getting a common denominator and adding the fractions.

$$\frac{x+5}{2x^2-x-1} = \frac{2}{x-1} - \frac{3}{2x+1}$$

2. Factoring the denominator gives $x^3 - 2x^2 + x = x(x^2 - 2x + 1) = x(x-1)^2$ which gives $x = 0$ as a zero of multiplicity one and $x = 1$ as a zero of multiplicity two. We have

$$\frac{3}{x^3 - 2x^2 + x} = \frac{3}{x(x-1)^2} = \frac{A}{x} + \frac{B}{x-1} + \frac{C}{(x-1)^2}$$

Clearing denominators, we get $3 = A(x-1)^2 + Bx(x-1) + Cx$, which, after gathering up the like terms becomes $3 = (A+B)x^2 + (-2A-B+C)x + A$. Our system is

$$\begin{cases} A+B &= 0 \\ -2A-B+C &= 0 \\ A &= 3 \end{cases}$$

Substituting $A = 3$ into $A + B = 0$ gives $B = -3$, and substituting both for A and B in $-2A - B + C = 0$ gives $C = 3$. Our final answer is

$$\frac{3}{x^3 - 2x^2 + x} = \frac{3}{x} - \frac{3}{x-1} + \frac{3}{(x-1)^2}$$

3. The denominator factors as $x(x^2 - x + 1)$. We see immediately that $x = 0$ is a zero of multiplicity one, but the zeros of $x^2 - x + 1$ aren't as easy to discern. The quadratic doesn't factor easily, so we check the discriminant and find it to be $(-1)^2 - 4(1)(1) = -3 < 0$. We find its zeros are not real so it is an irreducible quadratic. The form of the partial fraction decomposition is then

$$\frac{3}{x^3 - x^2 + x} = \frac{3}{x(x^2 - x + 1)} = \frac{A}{x} + \frac{Bx + C}{x^2 - x + 1}$$

Proceeding as usual, we clear denominators and get $3 = A(x^2 - x + 1) + (Bx + C)x$ or $3 = (A+B)x^2 + (-A+C)x + A$. We get

$$\begin{cases} A+B &= 0 \\ -A+C &= 0 \\ A &= 3 \end{cases}$$

From $A = 3$ and $A + B = 0$, we get $B = -3$. From $-A + C = 0$, we get $C = A = 3$. We get

$$\frac{3}{x^3 - x^2 + x} = \frac{3}{x} + \frac{3 - 3x}{x^2 - x + 1}$$

4. Since $\frac{4x^3}{x^2-2}$ isn't proper, we use long division and we get a quotient of $4x$ with a remainder of $8x$. That is, $\frac{4x^3}{x^2-2} = 4x + \frac{8x}{x^2-2}$ so we now work on resolving $\frac{8x}{x^2-2}$ into partial fractions. The quadratic $x^2 - 2$, though it doesn't factor nicely, is, nevertheless, reducible. Solving $x^2 - 2 = 0$

gives us $x = \pm\sqrt{2}$, and each of these zeros must be of multiplicity one since Theorem 3.14 enables us to now factor $x^2 - 2 = (x - \sqrt{2})(x + \sqrt{2})$. Hence,

$$\frac{8x}{x^2 - 2} = \frac{8x}{(x - \sqrt{2})(x + \sqrt{2})} = \frac{A}{x - \sqrt{2}} + \frac{B}{x + \sqrt{2}}$$

Clearing fractions, we get $8x = A(x + \sqrt{2}) + B(x - \sqrt{2})$ or $8x = (A + B)x + (A - B)\sqrt{2}$. We get the system

$$\begin{cases} A + B = 8 \\ (A - B)\sqrt{2} = 0 \end{cases}$$

From $(A - B)\sqrt{2} = 0$, we get $A = B$, which, when substituted into $A + B = 8$ gives $B = 4$. Hence, $A = B = 4$ and we get

$$\frac{4x^3}{x^2 - 2} = 4x + \frac{8x}{x^2 - 2} = 4x + \frac{4}{x + \sqrt{2}} + \frac{4}{x - \sqrt{2}}$$

5. At first glance, the denominator $D(x) = x^4 + 6x^2 + 9$ appears irreducible. However, $D(x)$ has three terms, and the exponent on the first term is exactly twice that of the second. Rewriting $D(x) = (x^2)^2 + 6x^2 + 9$, we see it is a quadratic in disguise and factor $D(x) = (x^2 + 3)^2$. Since $x^2 + 3$ clearly has no real zeros, it is irreducible and the form of the decomposition is

$$\frac{x^3 + 5x - 1}{x^4 + 6x^2 + 9} = \frac{x^3 + 5x - 1}{(x^2 + 3)^2} = \frac{Ax + B}{x^2 + 3} + \frac{Cx + D}{(x^2 + 3)^2}$$

When we clear denominators, we find $x^3 + 5x - 1 = (Ax + B)(x^2 + 3) + Cx + D$ which yields $x^3 + 5x - 1 = Ax^3 + Bx^2 + (3A + C)x + 3B + D$. Our system is

$$\begin{cases} A = 1 \\ B = 0 \\ 3A + C = 5 \\ 3B + D = -1 \end{cases}$$

We have $A = 1$ and $B = 0$ from which we get $C = 2$ and $D = -1$. Our final answer is

$$\frac{x^3 + 5x - 1}{x^4 + 6x^2 + 9} = \frac{x}{x^2 + 3} + \frac{2x - 1}{(x^2 + 3)^2}$$

6. Once again, the difficulty in our last example is factoring the denominator. In an attempt to get a quadratic in disguise, we write

$$x^4 + 16 = (x^2)^2 + 4^2 = (x^2)^2 + 8x^2 + 4^2 - 8x^2 = (x^2 + 4)^2 - 8x^2$$

and obtain a difference of two squares: $(x^2 + 4)^2$ and $8x^2 = (2x\sqrt{2})^2$. Hence,

$$x^4 + 16 = (x^2 + 4 - 2x\sqrt{2})(x^2 + 4 + 2x\sqrt{2}) = (x^2 - 2x\sqrt{2} + 4)(x^2 + 2x\sqrt{2} + 4)$$

The discriminant of both of these quadratics works out to be $-8 < 0$, which means they are irreducible. We leave it to the reader to verify that, despite having the same discriminant, these quadratics have different zeros. The partial fraction decomposition takes the form

$$\frac{8x^2}{x^4 + 16} = \frac{8x^2}{(x^2 - 2x\sqrt{2} + 4)(x^2 + 2x\sqrt{2} + 4)} = \frac{Ax + B}{x^2 - 2x\sqrt{2} + 4} + \frac{Cx + D}{x^2 + 2x\sqrt{2} + 4}$$

We get $8x^2 = (Ax + B)(x^2 + 2x\sqrt{2} + 4) + (Cx + D)(x^2 - 2x\sqrt{2} + 4)$ or

$$8x^2 = (A + C)x^3 + (2A\sqrt{2} + B - 2C\sqrt{2} + D)x^2 + (4A + 2B\sqrt{2} + 4C - 2D\sqrt{2})x + 4B + 4D$$

which gives the system

$$\begin{cases} A + C = 0 \\ 2A\sqrt{2} + B - 2C\sqrt{2} + D = 8 \\ 4A + 2B\sqrt{2} + 4C - 2D\sqrt{2} = 0 \\ 4B + 4D = 0 \end{cases}$$

We choose substitution as the weapon of choice to solve this system. From $A + C = 0$, we get $A = -C$; from $4B + 4D = 0$, we get $B = -D$. Substituting these into the remaining two equations, we get

$$\begin{cases} -2C\sqrt{2} - D - 2C\sqrt{2} + D = 8 \\ -4C - 2D\sqrt{2} + 4C - 2D\sqrt{2} = 0 \end{cases}$$

or

$$\begin{cases} -4C\sqrt{2} = 8 \\ -4D\sqrt{2} = 0 \end{cases}$$

We get $C = -\sqrt{2}$ so that $A = -C = \sqrt{2}$ and $D = 0$ which means $B = -D = 0$. Our final answer is

$$\frac{8x^2}{x^4 + 16} = \frac{x\sqrt{2}}{x^2 - 2x\sqrt{2} + 4} - \frac{x\sqrt{2}}{x^2 + 2x\sqrt{2} + 4}$$

□

As we stated at the beginning of this section, the technique of resolving a rational function into partial fractions is a skill needed for Calculus. However, we hope to have shown you that it is worth doing if, for no other reason, it reinforces a hefty amount of algebra. In the end, if you take only one thing away from this section, it's that

$$\frac{8}{x^2 - 9} \neq \frac{8}{x^2} - \frac{8}{9}$$

For if the above were true, this section wouldn't be here.

8.6.1 EXERCISES

1. Find only the *form* needed to begin the process of partial fraction decomposition. Do not create the system of linear equations or attempt to find the actual decomposition.

$$(a) \frac{7}{(x-3)(x+5)}$$

$$(b) \frac{5x+4}{x(x-2)(2-x)}$$

$$(c) \frac{m}{(7x-6)(x^2+9)}$$

$$(d) \frac{ax^2+bx+c}{x^3(5x+9)(3x^2+7x+9)}$$

$$(e) \frac{\text{A polynomial of degree } < 9}{(x+4)^5(x^2+1)^2}$$

$$(f) \frac{\text{A polynomial of degree } < 7}{x(4x-1)^2(x^2+5)(9x^2+16)}$$

2. Find the partial fraction decomposition of the following rational expressions.

$$(a) \frac{2x}{x^2-1}$$

$$(b) \frac{-7x+43}{3x^2+19x-14}$$

$$(c) \frac{11x^2-5x-10}{5x^3-5x^2}$$

$$(d) \frac{-2x^2+20x-68}{x^3+4x^2+4x+16}$$

$$(e) \frac{-x^2+15}{4x^4+40x^2+36}$$

$$(f) \frac{-21x^2+x-16}{3x^3+4x^2-3x+2}$$

$$(g) \frac{5x^4-34x^3+70x^2-33x-19}{(x-3)^2}$$

$$(h) \frac{x^6+5x^5+16x^4+80x^3-2x^2+6x-43}{x^3+5x^2+16x+80}$$

$$(i) \frac{-7x^2-76x-208}{x^3+18x^2+108x+216}$$

$$(j) \frac{-10x^4+x^3-19x^2+x-10}{x^5+2x^3+x}$$

$$(k) \frac{4x^3-9x^2+12x+12}{x^4-4x^3+8x^2-16x+16}$$

$$(l) \frac{2x^2+3x+14}{(x^2+2x+9)(x^2+x+5)}$$

8.6.2 ANSWERS

1. (a) $\frac{A}{x-3} + \frac{B}{x+5}$
 - (b) $\frac{A}{x} + \frac{B}{x-2} + \frac{C}{(x-2)^2}$
 - (c) $\frac{A}{7x-6} + \frac{Bx+C}{x^2+9}$
 - (d) $\frac{A}{x} + \frac{B}{x^2} + \frac{C}{x^3} + \frac{D}{5x+9} + \frac{Ex+F}{3x^2+7x+9}$
 - (e) $\frac{A}{x+4} + \frac{B}{(x+4)^2} + \frac{C}{(x+4)^3} + \frac{D}{(x+4)^4} + \frac{E}{(x+4)^5} + \frac{Fx+G}{x^2+1} + \frac{Hx+I}{(x^2+1)^2}$
 - (f) $\frac{A}{x} + \frac{B}{4x-1} + \frac{C}{(4x-1)^2} + \frac{Dx+E}{x^2+5} + \frac{Fx+G}{9x^2+16}$
2. (a) $\frac{2x}{x^2-1} = \frac{1}{x+1} + \frac{1}{x-1}$
 - (b) $\frac{-7x+43}{3x^2+19x-14} = \frac{5}{3x-2} - \frac{4}{x+7}$
 - (c) $\frac{11x^2-5x-10}{5x^3-5x^2} = \frac{3}{x} + \frac{2}{x^2} - \frac{4}{5(x-1)}$
 - (d) $\frac{-2x^2+20x-68}{x^3+4x^2+4x+16} = -\frac{9}{x+4} + \frac{7x-8}{x^2+4}$
 - (e) $\frac{-x^2+15}{4x^4+40x^2+36} = \frac{1}{2(x^2+1)} - \frac{3}{4(x^2+9)}$
 - (f) $\frac{-21x^2+x-16}{3x^3+4x^2-3x+2} = -\frac{6}{x+2} - \frac{3x+5}{3x^2-2x+1}$
 - (g) $\frac{5x^4-34x^3+70x^2-33x-19}{(x-3)^2} = 5x^2-4x+1 + \frac{9}{x-3} - \frac{1}{(x-3)^2}$
 - (h) $\frac{x^6+5x^5+16x^4+80x^3-2x^2+6x-43}{x^3+5x^2+16x+80} = x^3 + \frac{x+1}{x^2+16} - \frac{3}{x+5}$
 - (i) $\frac{-7x^2-76x-208}{x^3+18x^2+108x+216} = -\frac{7}{x+6} + \frac{8}{(x+6)^2} - \frac{4}{(x+6)^3}$
 - (j) $\frac{-10x^4+x^3-19x^2+x-10}{x^5+2x^3+x} = -\frac{10}{x} + \frac{1}{x^2+1} + \frac{x}{(x^2+1)^2}$
 - (k) $\frac{4x^3-9x^2+12x+12}{x^4-4x^3+8x^2-16x+16} = \frac{1}{x-2} + \frac{4}{(x-2)^2} + \frac{3x+1}{x^2+4}$
 - (l) $\frac{2x^2+3x+14}{(x^2+2x+9)(x^2+x+5)} = \frac{1}{x^2+2x+9} + \frac{1}{x^2+x+5}$

8.7 SYSTEMS OF NON-LINEAR EQUATIONS AND INEQUALITIES

In this section, we study systems of non-linear equations and inequalities. Unlike the systems of linear equations for which we have developed several algorithmic solution techniques, there is no general algorithm to solve systems of non-linear equations. Moreover, all of the usual hazards of non-linear equations like extraneous solutions and unusual function domains are once again present. Along with the tried and true techniques of substitution and elimination, we shall often need equal parts tenacity and ingenuity to see a problem through to the end. You may find it necessary to review topics throughout the text which pertain to solving equations involving the various functions we have studied thus far. To get the section rolling we begin with a fairly routine example.

EXAMPLE 8.7.1. Solve the following systems of equations. Verify your answers algebraically and graphically.

$$1. \begin{cases} x^2 + y^2 = 4 \\ 4x^2 + 9y^2 = 36 \end{cases}$$

$$3. \begin{cases} x^2 + y^2 = 4 \\ y - 2x = 0 \end{cases}$$

$$2. \begin{cases} x^2 + y^2 = 4 \\ 4x^2 - 9y^2 = 36 \end{cases}$$

$$4. \begin{cases} x^2 + y^2 = 4 \\ y - x^2 = 0 \end{cases}$$

SOLUTION:

1. Since both equations contain x^2 and y^2 only, we can eliminate one of the variables as we did in Section 8.1.

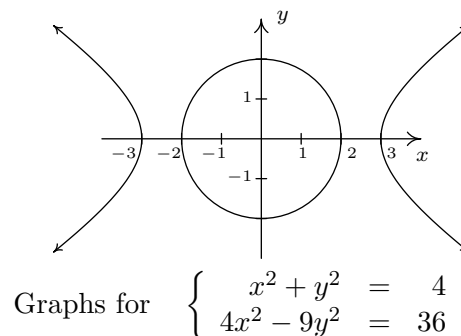
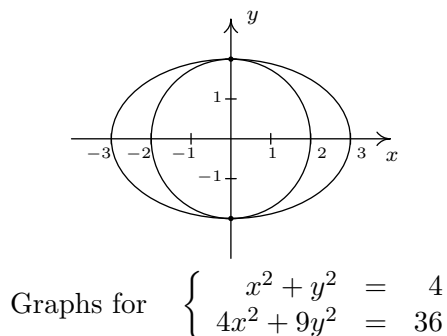
$$\begin{cases} (E1) & x^2 + y^2 = 4 \\ (E2) & 4x^2 + 9y^2 = 36 \end{cases} \xrightarrow[-4E1 + E2]{\text{Replace } E2 \text{ with}} \begin{cases} (E1) & x^2 + y^2 = 4 \\ (E2) & 5y^2 = 20 \end{cases}$$

From $5y^2 = 20$, we get $y^2 = 4$ or $y = \pm 2$. To find the associated x values, we substitute each value of y into one of the equations to find the resulting value of x . Choosing $x^2 + y^2 = 4$, we find that for both $y = -2$ and $y = 2$, we get $x = 0$. Our solution is thus $\{(0, 2), (0, -2)\}$. To check this algebraically, we need to show that both points satisfy both of the original equations. We leave it to the reader to verify this. To check our answer graphically, we sketch both equations and look for their points of intersection. The graph of $x^2 + y^2 = 4$ is a circle centered at $(0, 0)$ with a radius of 2, whereas the graph of $4x^2 + 9y^2 = 36$, when written in the standard form $\frac{x^2}{9} + \frac{y^2}{4} = 1$ is easily recognized as an ellipse centered at $(0, 0)$ with a major axis along the x -axis of length 6 and a minor axis along the y -axis of length 4. We see from the graph that the two curves intersect at their y -intercepts only, $(0, \pm 2)$.

2. We proceed as before to eliminate one of the variables

$$\begin{cases} (E1) & x^2 + y^2 = 4 \\ (E2) & 4x^2 - 9y^2 = 36 \end{cases} \xrightarrow[-4E1 + E2]{\text{Replace } E2 \text{ with}} \begin{cases} (E1) & x^2 + y^2 = 4 \\ (E2) & -13y^2 = 20 \end{cases}$$

Since the equation $-13y^2 = 20$ admits no real solution, the system is inconsistent. To verify this graphically, we note that $x^2 + y^2 = 4$ is the same circle as before, but when writing the second equation in standard form, $\frac{x^2}{9} - \frac{y^2}{4} = 1$, we find a hyperbola centered at $(0,0)$ opening to the left and right with a transverse axis of length 6 and a conjugate axis of length 4. We see that the circle and the hyperbola have no points in common.



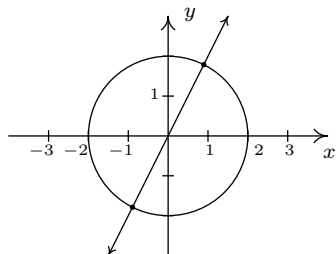
3. Since there are no like terms among the two equations, elimination won't do us any good. We turn to substitution and from the equation $y - 2x = 0$, we get $y = 2x$. Substituting this into $x^2 + y^2 = 4$ gives $x^2 + (2x)^2 = 4$. Solving, we find $5x^2 = 4$ or $x = \pm \frac{2\sqrt{5}}{5}$. Returning to the equation we used for the substitution, $y = 2x$, we find $y = \frac{4\sqrt{5}}{5}$ when $x = \frac{2\sqrt{5}}{5}$, so one solution is $\left(\frac{2\sqrt{5}}{5}, \frac{4\sqrt{5}}{5}\right)$. Similarly, we find the other solution to be $\left(-\frac{2\sqrt{5}}{5}, -\frac{4\sqrt{5}}{5}\right)$. We leave it to the reader that both points satisfy both equations, so that our final answer is $\left\{\left(\frac{2\sqrt{5}}{5}, \frac{4\sqrt{5}}{5}\right), \left(-\frac{2\sqrt{5}}{5}, -\frac{4\sqrt{5}}{5}\right)\right\}$. The graph of $x^2 + y^2 = 4$ is our circle from before and the graph of $y - 2x = 0$ is a line through the origin with slope 2. Though we cannot verify the numerical values of the points of intersection from our sketch, we do see that we have two solutions: one in Quadrant I and one in Quadrant III as required.
4. While it may be tempting to solve $y - x^2 = 0$ as $y = x^2$ and substitute, we note that this system is set up for elimination.¹

$$\begin{cases} (E1) & x^2 + y^2 = 4 \\ (E2) & y - x^2 = 0 \end{cases} \xrightarrow[\text{E1 + E2}]{\text{Replace E2 with}} \begin{cases} (E1) & x^2 + y^2 = 4 \\ (E2) & y^2 + y = 4 \end{cases}$$

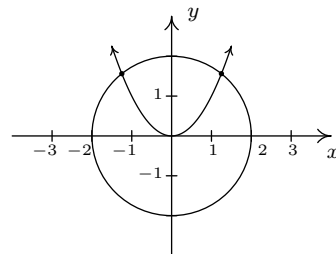
From $y^2 + y = 4$ we get $y^2 + y - 4 = 0$ which gives $y = \frac{-1 \pm \sqrt{17}}{2}$. Due to the complicated nature of these answers, it is worth our time to make a quick sketch of both equations to head off any extraneous solutions we may encounter. We see that the circle $x^2 + y^2 = 4$ intersects the parabola $y = x^2$ exactly twice, and both of these points have a positive y value. Of the two solutions for y , only $y = \frac{-1 + \sqrt{17}}{2}$ is positive, so to get our solution, we substitute this

¹We encourage the reader to solve the system using substitution to see that you get the same solution.

into $y - x^2 = 0$ and solve for x . We get $x = \pm\sqrt{\frac{-1+\sqrt{17}}{2}} = \pm\sqrt{\frac{-2+2\sqrt{17}}{2}}$. Our solution is $\left\{ \left(\frac{\sqrt{-2+2\sqrt{17}}}{2}, \frac{-1+\sqrt{17}}{2} \right), \left(-\frac{\sqrt{-2+2\sqrt{17}}}{2}, \frac{-1+\sqrt{17}}{2} \right) \right\}$, which we leave to the reader to verify.



Graphs for $\begin{cases} x^2 + y^2 = 4 \\ y - 2x = 0 \end{cases}$



Graphs for $\begin{cases} x^2 + y^2 = 4 \\ y - x^2 = 36 \end{cases}$

□

A couple of remarks about Example 8.7.1 are in order. First note that, unlike systems of linear equations, it is possible for a system of non-linear equations to have more than one solution without having infinitely many solutions. In fact, while we characterize systems of nonlinear equations as being ‘consistent’ or ‘inconsistent,’ we generally don’t use the labels ‘dependent’ or ‘independent’. Secondly, as we saw with number 4, sometimes making a quick sketch of the problem situation can save a lot of time and effort. While in general the curves in a system of non-linear equations may not be easily visualized, it sometimes pays to take advantage when they are. Our next example provides some considerable review of many of the topics introduced in this text.

EXAMPLE 8.7.2. Solve the following systems of equations. Verify your answers algebraically and graphically, as appropriate.

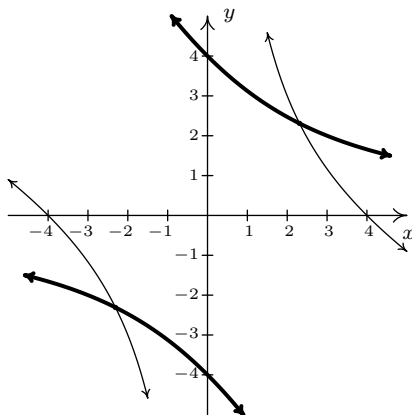
$$1. \begin{cases} x^2 + 2xy - 16 = 0 \\ y^2 + 2xy - 16 = 0 \end{cases} \quad 2. \begin{cases} y + 4e^{2x} = 1 \\ y^2 + 2e^x = 1 \end{cases} \quad 3. \begin{cases} z(x-2) = x \\ yz = y \\ (x-2)^2 + y^2 = 1 \end{cases}$$

SOLUTION.

- At first glance, it doesn’t appear as though elimination will do us any good since it’s clear that we cannot completely eliminate one of the variables. The alternative, solving one of the equations for one variable and substituting it into the other, is full of unpleasantness. Returning to elimination, we note that it is possible to eliminate the troublesome xy term, and the constant term as well, by elimination and doing so we get a more tractable relationship between x and y

$$\begin{cases} (E1) & x^2 + 2xy - 16 = 0 \\ (E2) & y^2 + 2xy - 16 = 0 \end{cases} \xrightarrow[-E1 + E2]{\text{Replace } E2 \text{ with}} \begin{cases} (E1) & x^2 + 2xy - 16 = 0 \\ (E2) & y^2 - x^2 = 0 \end{cases}$$

We get $y^2 - x^2 = 0$ or $y = \pm x$. Substituting $y = x$ into $E1$ we get $x^2 + 2x^2 - 16 = 0$ so that $x^2 = \frac{16}{3}$ or $x = \pm \frac{4\sqrt{3}}{3}$. On the other hand, when we substitute $y = -x$ into $E1$, we get $x^2 - 2x^2 - 16 = 0$ or $x^2 = -16$ which gives no real solutions. Substituting each of $x = \pm \frac{4\sqrt{3}}{3}$ into the substitution equation $y = x$ yields the solution $\left\{ \left(\frac{4\sqrt{3}}{3}, \frac{4\sqrt{3}}{3} \right), \left(-\frac{4\sqrt{3}}{3}, -\frac{4\sqrt{3}}{3} \right) \right\}$. We leave it to the reader to show that both points satisfy both equations and now turn to verifying our solution graphically. We begin by solving $x^2 + 2xy - 16 = 0$ for y to obtain $y = \frac{16-x^2}{2x}$. This function is easily graphed using the techniques of Section 4.2. Solving the second equation, $y^2 + 2xy - 16 = 0$, for y , however, is more complicated. We use the quadratic formula to obtain $y = -x \pm \sqrt{x^2 + 16}$ which would require the use of Calculus or a calculator to graph. Believe it or not, we don't need either because the equation $y^2 + 2xy - 16 = 0$ can be obtained from the equation $x^2 + 2xy - 16 = 0$ by interchanging y and x . Thinking back to Section 5.2, this means we can obtain the graph of $y^2 + 2xy - 16 = 0$ by reflecting the graph of $x^2 + 2xy - 16 = 0$ across the line $y = x$. Doing so confirms that the two graphs intersect twice: once in Quadrant I, and once in Quadrant III as required.



The graphs of $x^2 + 2xy - 16 = 0$ and $y^2 + 2xy - 16 = 0$

2. Unlike the previous problem, there seems to be no avoiding substitution and a bit of algebraic unpleasantness. Solving $y + 4e^{2x} = 1$ for y , we get $y = 1 - 4e^{2x}$ which, when substituted into the second equation, yields $(1 - 4e^{2x})^2 + 2e^x = 1$. After expanding and gathering like terms, we get $16e^{4x} - 8e^{2x} + 2e^x = 0$. Factoring gives us $2e^x(8e^{3x} - 4e^x + 1) = 0$, and since $2e^x \neq 0$ for any real x , we are left with solving $8e^{3x} - 4e^x + 1 = 0$. We have three terms, and even though this is not a 'quadratic in disguise', we can benefit from the substitution $u = e^x$. The equation becomes $8u^3 - 4u + 1 = 0$. Using the techniques set forth in Section 3.3, we find $u = \frac{1}{2}$ is a zero and use synthetic division to factor the left hand side as $(u - \frac{1}{2})(8u^2 + 4u - 2)$. We use the quadratic formula to solve $8u^2 + 4u - 2 = 0$ and find $u = \frac{-1 \pm \sqrt{5}}{4}$. Since $u = e^x$, we now must solve $e^x = \frac{1}{2}$ and $e^x = \frac{-1 \pm \sqrt{5}}{4}$. From $e^x = \frac{1}{2}$, we get $x = \ln(\frac{1}{2}) = -\ln(2)$. As for $e^x = \frac{-1 \pm \sqrt{5}}{4}$, we first note that $\frac{-1 - \sqrt{5}}{4} < 0$, so $e^x = \frac{-1 - \sqrt{5}}{4}$ has no real solutions. We are

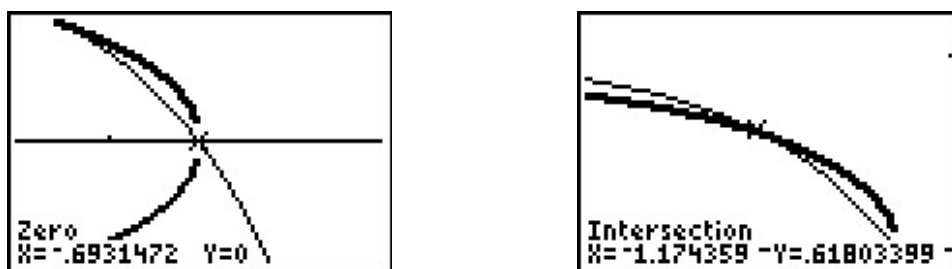
left with $e^x = \frac{-1+\sqrt{5}}{4}$, so that $x = \ln\left(\frac{-1+\sqrt{5}}{4}\right)$. We now return to $y = 1 - 4e^{2x}$ to find the accompanying y values for each of our solutions for x . For $x = -\ln(2)$, we get

$$\begin{aligned} y &= 1 - 4e^{2x} \\ &= 1 - 4e^{-2\ln(2)} \\ &= 1 - 4e^{\ln(1/4)} \\ &= 1 - 4\left(\frac{1}{4}\right) \\ &= 0 \end{aligned}$$

For $x = \ln\left(\frac{-1+\sqrt{5}}{4}\right)$, we have

$$\begin{aligned} y &= 1 - 4e^{2x} \\ &= 1 - 4e^{2\ln\left(\frac{-1+\sqrt{5}}{4}\right)} \\ &= 1 - 4e^{\ln\left(\frac{-1+\sqrt{5}}{4}\right)^2} \\ &= 1 - 4\left(\frac{-1+\sqrt{5}}{4}\right)^2 \\ &= 1 - 4\left(\frac{3-\sqrt{5}}{8}\right) \\ &= \frac{-1+\sqrt{5}}{2} \end{aligned}$$

We get two solutions, $\left\{(0, -\ln(2)), \left(\ln\left(\frac{-1+\sqrt{5}}{4}\right), \frac{-1+\sqrt{5}}{2}\right)\right\}$. It is a good review of the properties of logarithms to verify both solutions, so we leave that to the reader. We are able to sketch $y = 1 - 4e^{2x}$ using transformations, but the second equation is more difficult and we resort to the calculator. We note that to graph $y^2 + 2e^x = 1$, we need to graph both the positive and negative roots, $y = \pm\sqrt{1 - 2e^x}$. After some careful zooming,² we confirm our solutions.



The graphs of $y = 1 - 4e^{2x}$ and $y = \pm\sqrt{1 - 2e^x}$.

- Our last system involves three variables and gives some insight on how to keep such systems organized. Labeling the equations as before, we have

²The calculator has trouble confirming the solution $(-\ln(2), 0)$ due to its issues in graphing square root functions. If we mentally connect the two branches of the thicker curve, we see the intersection.

$$\begin{cases} E1 & z(x-2) = x \\ E2 & yz = y \\ E3 & (x-2)^2 + y^2 = 1 \end{cases}$$

The easiest equation to start with appears to be $E2$. While it may be tempting to divide both sides of $E2$ by y , we caution against this practice because it presupposes $y \neq 0$. Instead, we take $E2$ and rewrite it as $yz - y = 0$ so $y(z - 1) = 0$. From this, we get two cases: $y = 0$ or $z = 1$. We take each case in turn.

CASE 1: $y = 0$. Substituting $y = 0$ into $E1$ and $E3$, we get

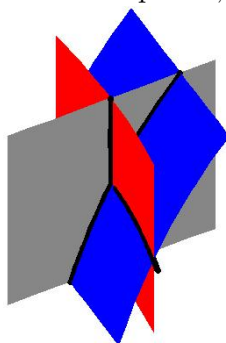
$$\begin{cases} E1 & z(x-2) = x \\ E3 & (x-2)^2 = 1 \end{cases}$$

Solving $E3$ for x gives $x = 1$ or $x = 3$. Substituting these values into $E1$ gives $z = -1$ when $x = 1$ and $z = 3$ when $x = 3$. We obtain two solutions, $(1, 0, -1)$ and $(3, 0, 3)$.

CASE 2: $z = 1$. Substituting $z = 1$ into $E1$ and $E3$ gives us

$$\begin{cases} E1 & (1)(x-2) = x \\ E3 & (1-2)^2 + y^2 = 1 \end{cases}$$

Equation $E1$ gives us $x - 2 = x$ or $-2 = 0$, which is a contradiction. This means we have no solution to the system in this case, even though $E3$ is solvable and gives $y = 0$. Hence, our final answer is $\{(1, 0, -1), (3, 0, 3)\}$. These points are easy enough to check algebraically in our three original equations, so that is left to the reader. As for verifying these solutions graphically, they require plotting surfaces in three dimensions and looking for intersection points. While this is beyond the scope of this book, we provide a snapshot of the graphs of our three equations near one of the solution points, $(1, 0, -1)$.



□

Example 8.7.2 showcases some of the ingenuity and tenacity mentioned at the beginning of the section. Sometimes you just have to look at a system the right way to find the most efficient method to solve it. Sometimes you just have to try something.

Next, we use systems of nonlinear equations to solve some classic application problems. Though *systems* of equations are not necessarily needed to solve these problems,³ we feel using systems is a more intuitive approach.

EXAMPLE 8.7.3. Carl decides to explore the Meander River, the location of several recent Sasquatch sightings. From camp, he canoes downstream five miles to check out a purported Sasquatch nest. Finding nothing, he immediately turns around, retraces his route (this time traveling upstream), and returns to camp 3 hours after he left. If Carl canoes at a rate of 6 miles per hour in still water, how fast was the Meander River flowing on that day?

SOLUTION. We are given information about distances, rates (speeds), and times. The basic principle relating these quantities is:

$$\text{distance} = \text{rate} \cdot \text{time}$$

The first observation to make, however, is that the distance, rate, and time given to us aren't 'compatible': the distance given is the distance for only *part* of the trip, the rate given is the speed Carl can canoe in still water, not in a flowing river, and the time given is the duration of the *entire* trip. Ultimately, we are after the speed of the river, so let's call that R (measured in miles per hour to be consistent with the other rate given to us.) To get started, let's divide the trip into its two parts: the initial trip downstream and the return trip upstream. For the downstream trip, all we know is that the distance traveled is 5 miles.

$$\begin{aligned} \text{distance downstream} &= \text{rate traveling downstream} \cdot \text{time traveling downstream} \\ 5 \text{ miles} &= \text{rate traveling downstream} \cdot \text{time traveling downstream} \end{aligned}$$

Since the return trip upstream followed the same route as the trip downstream, we know the distance traveled upstream is also 5 miles.

$$\begin{aligned} \text{distance upstream} &= \text{rate traveling upstream} \cdot \text{time traveling upstream} \\ 5 \text{ miles} &= \text{rate traveling upstream} \cdot \text{time traveling upstream} \end{aligned}$$

We are told Carl can canoe at a rate of 6 miles per hour in still water. How does this figure into the rates traveling upstream and downstream? The speed the canoe travels in the river is a combination of the speed at which Carl can propel the canoe in still water, 6 miles per hour, and the speed of the river, which we're calling R . When traveling downstream, the river is helping Carl along, so we **add** these two speeds:

$$\begin{aligned} \text{rate traveling downstream} &= \text{rate Carl propels the canoe} + \text{speed of the river} \\ &= 6 \frac{\text{miles}}{\text{hour}} + R \frac{\text{miles}}{\text{hour}} \end{aligned}$$

So our downstream speed is $(6 + R) \frac{\text{miles}}{\text{hour}}$. Substituting this into our 'distance-rate-time' equation for the downstream part of the trip, we get:

$$\begin{aligned} 5 \text{ miles} &= \text{rate traveling downstream} \cdot \text{time traveling downstream} \\ 5 \text{ miles} &= (6 + R) \frac{\text{miles}}{\text{hour}} \cdot \text{time traveling downstream} \end{aligned}$$

³In most textbooks, for example, they are handled by setting up one equation. Getting to that one equation, however, essentially uses systems of equations.

When traveling upstream, Carl works against the current. Since the canoe manages to travel upstream, the speed Carl can canoe in still water is greater than the river's speed, so we **subtract** the river's speed **from** Carl's canoeing speed to get:

$$\begin{aligned} \text{rate traveling upstream} &= \text{rate Carl propels the canoe} - \text{river speed} \\ &= 6 \frac{\text{miles}}{\text{hour}} - R \frac{\text{miles}}{\text{hour}} \end{aligned}$$

Proceeding as before, we get

$$\begin{aligned} 5 \text{ miles} &= \text{rate traveling upstream} \cdot \text{time traveling upstream} \\ 5 \text{ miles} &= (6 - R) \frac{\text{miles}}{\text{hour}} \cdot \text{time traveling upstream} \end{aligned}$$

The last piece of information given to us is the total trip lasted 3 hours. If we let t_{down} denote the time of the downstream trip and t_{up} the time of the upstream trip, we have: $t_{\text{down}} + t_{\text{up}} = 3$ hours. Substituting t_{down} and t_{up} into the 'distance-rate-time' equations, we get (suppressing the units) the following system of three equations and three unknowns:

$$\begin{cases} E1 & (6 + R)t_{\text{down}} = 5 \\ E2 & (6 - R)t_{\text{up}} = 5 \\ E3 & t_{\text{down}} + t_{\text{up}} = 3 \end{cases}$$

We begin by solving $E1$ for t_{down} by dividing both sides by the quantity $(6 + R)$. While we usually discourage dividing both sides of an equation by a variable expression, we know $(6 + R) \neq 0$ since otherwise we couldn't possibly multiply it by t_{down} and get 5. Hence, $t_{\text{down}} = \frac{5}{6+R}$. Similarly, we solve $E2$ for t_{up} and get $t_{\text{up}} = \frac{5}{6-R}$. Substituting these into $E3$, we get:⁴

$$\frac{5}{6+R} + \frac{5}{6-R} = 3.$$

Clearing denominators, we get $5(6 - R) + 5(6 + R) = 3(6 + R)(6 - R)$ which reduces to $R^2 = 16$. We find $R = \pm 4$, and since R represents the speed of the river, we choose $R = 4$. On the day in question, the Meander River is flowing at a rate of 4 miles per hour. \square

One of the important lessons to learn from Example 8.7.3 is that speeds, and, more generally, rates, are additive. As we see in our next example, the concept of rate and its associated principles can be applied to a wide variety of problems - not just 'distance-rate-time' scenarios.

EXAMPLE 8.7.4. Working alone, Taylor can weed the garden in 4 hours. If Carl helps, they can weed the garden in 3 hours. How long would it take for Carl to weed the garden on his own?

SOLUTION. The key relationship between work and time we use in this problem is:

$$\text{amount of work done} = \text{rate of work} \cdot \text{time spent working}$$

We are told that, working alone, Taylor can weed the garden in 4 hours. In Taylor's case, then:

⁴The reader is encouraged to check the units in this equation are the same on both sides. To get you started, the units on the '3' is 'hours.'

$$\begin{aligned}\text{amount of work Taylor does} &= \text{rate of Taylor working} \cdot \text{time Taylor spent working} \\ 1 \text{ garden} &= (\text{rate of Taylor working}) \cdot (4 \text{ hours})\end{aligned}$$

So we have that the rate Taylor works is $\frac{1 \text{ garden}}{4 \text{ hours}} = \frac{1}{4} \frac{\text{garden}}{\text{hour}}$. We are also told that when working together, Taylor and Carl can weed the garden in just 3 hours. We have:

$$\begin{aligned}\text{amount of work done together} &= \text{rate of working together} \cdot \text{time spent working together} \\ 1 \text{ garden} &= (\text{rate of working together}) \cdot (3 \text{ hours})\end{aligned}$$

From this, we find the rate of Taylor and Carl working together is $\frac{1 \text{ garden}}{3 \text{ hours}} = \frac{1}{3} \frac{\text{garden}}{\text{hour}}$. We are asked to find out how long it would take for Carl to weed the garden on his own. Let us call this unknown t , measured in hours (to be consistent with the other times given to us in the problem.) Then:

$$\begin{aligned}\text{amount of work Carl does} &= \text{rate of Carl working} \cdot \text{time Carl spent working} \\ 1 \text{ garden} &= (\text{rate of Carl working}) \cdot (t \text{ hours})\end{aligned}$$

In order to find t , we need to find the rate of Carl working, so let's call this quantity R , with units $\frac{\text{garden}}{\text{hour}}$. Using the fact that rates are additive, we have:

$$\begin{aligned}\text{rate working together} &= \text{rate of Taylor working} + \text{rate of Carl working} \\ \frac{1}{3} \frac{\text{garden}}{\text{hour}} &= \frac{1}{4} \frac{\text{garden}}{\text{hour}} + R \frac{\text{garden}}{\text{hour}}\end{aligned}$$

so that $R = \frac{1}{12} \frac{\text{garden}}{\text{hour}}$. Substituting this into our 'work-rate-time' equation for Carl, we get:

$$\begin{aligned}1 \text{ garden} &= (\text{rate of Carl working}) \cdot (t \text{ hours}) \\ 1 \text{ garden} &= \left(\frac{1}{12} \frac{\text{garden}}{\text{hour}} \right) \cdot (t \text{ hours})\end{aligned}$$

Solving $1 = \frac{1}{12}t$, we get $t = 12$, so it takes Carl 12 hours to weed the garden on his own.⁵ □

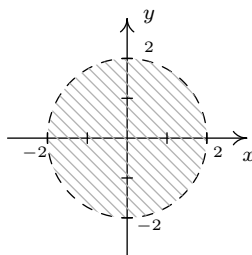
Even though a system of equations wasn't formally used in Example 8.7.4, the notion of using two variables and two unknowns is there, albeit it more subtly than in Example 8.7.3. As is common with 'word problems' like Examples 8.7.3 and 8.7.4, there is no 'short-cut' to the answer. We encourage the reader to carefully think through and apply the basic principles of rate to each (potentially different!) situation. It is time well spent. We also encourage keeping track of units, especially in the early stages of the problem. Not only does this promote uniformity in the units, it also serves as a quick means to check if an equation makes sense.⁶

We close this section discussing how non-linear inequalities can be used to describe regions in the plane which we first introduced in Section 2.4. Before we embark on some examples, a little motivation is in order. Suppose we wish to solve $x^2 < 4 - y^2$. If we mimic the algorithms for solving nonlinear inequalities in one variable, we would gather all of the terms on one side and leave a 0

⁵Carl would much rather spend his time writing open-source mathematics than gardening anyway.

⁶In other words, make sure you don't try to add apples to oranges!

on the other to obtain $x^2 + y^2 - 4 < 0$. Then we would find the zeros of the left hand side, that is, where is $x^2 + y^2 - 4 = 0$, or $x^2 + y^2 = 4$. Instead of obtaining a few *numbers* which divide the real number *line* into *intervals*, we get an equation of a *curve*, in this case, a circle, which divides the *plane* into two *regions* - the 'inside' and 'outside' of the circle - with the circle itself as the boundary between the two. Just like we used test *values* to determine whether or not an interval belongs to the solution of the inequality, we use test *points* in the each of the regions to see which of these belong to our solution set.⁷ We choose $(0, 0)$ to represent the region inside the circle and $(0, 3)$ to represent the points outside of the circle. When we substitute $(0, 0)$ into $x^2 + y^2 - 4 < 0$, we get $-4 < 4$ which is true. This means $(0, 0)$ and all the other points inside the circle are part of the solution. On the other hand, when we substitute $(0, 3)$ into the same inequality, we get $5 < 0$ which is false. This means $(0, 3)$ along with all other points outside the circle are not part of the solution. What about points on the circle itself? Choosing a point on the circle, say $(0, 2)$, we get $0 < 0$, which means the circle itself does not satisfy the inequality.⁸ As a result, we leave the circle dashed in the final diagram.



The solution to $x^2 < 4 - y^2$

We put this technique to good use in the following example.

EXAMPLE 8.7.5. Sketch the solution to the following nonlinear inequalities in the plane.

1. $y^2 - 4 \leq x < y + 2$

2.
$$\begin{cases} x^2 + y^2 \geq 4 \\ x^2 - 2x + y^2 - 2y \leq 0 \end{cases}$$

SOLUTION.

1. The inequality $y^2 - 4 \leq x < y + 2$ is a compound inequality. It translates as $y^2 - 4 \leq x$ and $x < y + 2$. As usual, we solve each inequality and take the set theoretic intersection to determine the region which satisfies both inequalities. To solve $y^2 - 4 \leq x$, we write $y^2 - x - 4 \leq 0$. The curve $y^2 - x - 4 = 0$ describes a parabola since exactly one of the variables is squared. Rewriting this in standard form, we get $y^2 = x + 4$ and we see that the vertex is $(-4, 0)$ and the parabola opens to the right. Using the test points $(-5, 0)$ and $(0, 0)$, we find that the solution to the inequality includes the region to the right of, or 'inside', the

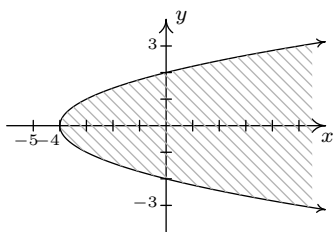
⁷The theory behind why all this works is, surprisingly, the same theory which guarantees that sign diagrams work the way they do - continuity and the Intermediate Value Theorem - but in this case, applied to functions of more than one variable.

⁸Another way to see this is that points on the circle satisfy $x^2 + y^2 - 4 = 0$, so they do not satisfy $x^2 + y^2 - 4 < 0$.

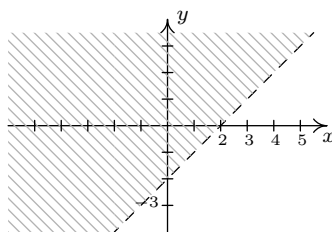
parabola. The points on the parabola itself are also part of the solution, since the vertex $(-4, 0)$ satisfies the inequality. We now turn our attention to $x < y + 2$. Proceeding as before, we write $x - y - 2 < 0$ and focus our attention on $x - y - 2 = 0$, which is the line $y = x - 2$. Using the test points $(0, 0)$ and $(0, -4)$, we find points in the region above the line $y = x - 2$ satisfy the inequality. The points on the line $y = x - 2$ do not satisfy the inequality, since the y -intercept $(0, -2)$ does not. We see that these two regions do overlap, and to make the graph more precise, we seek the intersection of these two curves. That is, we need to solve the system of nonlinear equations

$$\begin{cases} (E1) & y^2 = x + 4 \\ (E2) & y = x - 2 \end{cases}$$

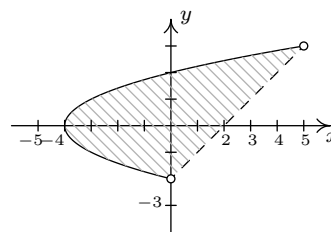
Solving $E1$ for x , we get $x = y^2 - 4$. Substituting this into $E2$ gives $y = y^2 - 4 - 2$, or $y^2 - y - 6 = 0$. We find $y = -2$ and $y = 3$ and since $x = y^2 - 4$, we get that the graphs intersect at $(0, -2)$ and $(5, 3)$. Putting all of this together, we get our final answer below.



$$y^2 - 4 \leq x$$



$$x < y + 2$$

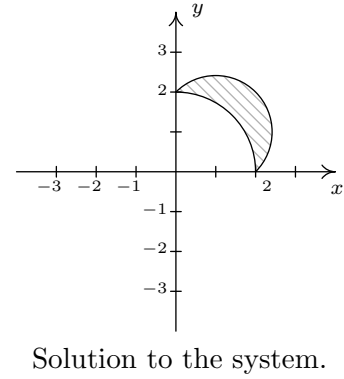
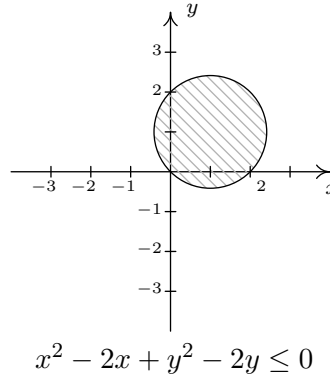
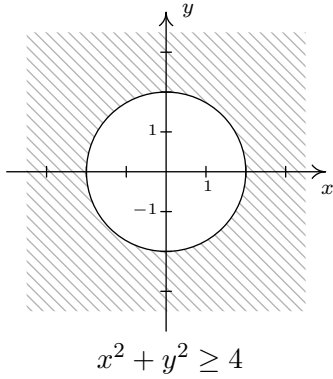


$$y^2 - 4 \leq x < y + 2$$

2. To solve this system of inequalities, we need to find all of the points (x, y) which satisfy both inequalities. To do this, we solve each inequality separately and take the set theoretic intersection of the solution sets. We begin with the inequality $x^2 + y^2 \geq 4$ which we rewrite as $x^2 + y^2 - 4 \geq 0$. The points which satisfy $x^2 + y^2 - 4 = 0$ form our friendly circle $x^2 + y^2 = 4$. Using test points $(0, 0)$ and $(0, 3)$ we find that our solution comprises the region outside the circle. As far as the circle itself, the point $(0, 2)$ satisfies the inequality, so the circle itself is part of the solution set. Moving to the inequality $x^2 - 2x + y^2 - 2y \leq 0$, we start with $x^2 - 2x + y^2 - 2y = 0$. Completing the squares, we obtain $(x - 1)^2 + (y - 1)^2 = 2$, which is a circle centered at $(1, 1)$ with a radius of $\sqrt{2}$. Choosing $(1, 1)$ to represent the inside of the circle, $(1, 3)$ as a point outside of the circle and $(0, 0)$ as a point on the circle, we find that the solution to the inequality is the inside of the circle, including the circle itself. Our final answer, then, consists of the points on or outside of the circle $x^2 + y^2 = 4$ which lie on or inside the circle $(x - 1)^2 + (y - 1)^2 = 2$. To produce the most accurate graph, we need to find where these circles intersect. To that end, we solve the system

$$\begin{cases} (E1) & x^2 + y^2 = 4 \\ (E2) & x^2 - 2x + y^2 - 2y = 0 \end{cases}$$

We can eliminate both the x^2 and y^2 by replacing $E2$ with $-E1 + E2$. Doing so produces $-2x - 2y = -4$. Solving this for y , we get $y = 2 - x$. Substituting this into $E1$ gives $x^2 + (2 - x)^2 = 4$ which simplifies to $x^2 + 4 - 4x + x^2 = 4$ or $2x^2 - 4x = 0$. Factoring yields $2x(x - 2)$ which gives $x = 0$ or $x = 2$. Substituting these values into $y = 2 - x$ gives the points $(0, 2)$ and $(2, 0)$. The intermediate graphs and final solution are below.



□

8.7.1 EXERCISES

1. Solve the following systems of nonlinear equations. Sketch the graph of both equations on the same set of axes to verify the solution set.

$$\begin{array}{lll} \text{(a)} \begin{cases} x^2 - y = 4 \\ x^2 + y^2 = 4 \end{cases} & \text{(c)} \begin{cases} x^2 + y^2 = 16 \\ 16x^2 + 4y^2 = 64 \end{cases} & \text{(e)} \begin{cases} x^2 + y^2 = 16 \\ \frac{1}{9}y^2 - \frac{1}{16}x^2 = 1 \end{cases} \\ \text{(b)} \begin{cases} x^2 + y^2 = 4 \\ x^2 - y = 5 \end{cases} & \text{(d)} \begin{cases} x^2 + y^2 = 16 \\ 9x^2 - 16y^2 = 144 \end{cases} & \text{(f)} \begin{cases} x^2 + y^2 = 16 \\ x - y = 2 \end{cases} \end{array}$$

2. Solve the following systems of nonlinear equations. Use a graph to help you avoid any potential extraneous solutions.

$$\begin{array}{lll} \text{(a)} \begin{cases} x^2 - y^2 = 1 \\ x^2 + 4y^2 = 4 \end{cases} & \text{(d)} \begin{cases} (x-2)^2 + y^2 = 1 \\ x^2 + 4y^2 = 4 \end{cases} & \text{(g)} \begin{cases} y = x^3 + 8 \\ y = 10x - x^2 \end{cases} \\ \text{(b)} \begin{cases} \sqrt{x+1} - y = 0 \\ x^2 + 4y^2 = 4 \end{cases} & \text{(e)} \begin{cases} x^2 + y^2 = 25 \\ y - x = 1 \end{cases} & \text{(h)} \begin{cases} x^2 + y^2 = 25 \\ 4x^2 - 9y = 0 \\ 3y^2 - 16x = 0 \end{cases} \\ \text{(c)} \begin{cases} x + 2y^2 = 2 \\ x^2 + 4y^2 = 4 \end{cases} & \text{(f)} \begin{cases} x^2 + y^2 = 25 \\ x^2 + (y-3)^2 = 10 \end{cases} & \end{array}$$

3. Carl and Mike start a 3 mile race at the same time. If Mike ran the race at 6 miles per hour and finishes the race 10 minutes before Carl, how fast does Carl run?
4. On a certain day, Donnie observes the wind is blowing at 6 miles per hour. A unladen swallow nesting near Donnie's house flies three quarters of a mile down the road (in the direction of the wind), turns around, and returns exactly 4 minutes later. What is the airspeed of the unladen swallow? (Here, 'airspeed' is the speed the swallow can fly in still air.)
5. In order remove water from a flooded basement, two pumps, each rated at 40 gallons per minute, are used. After half an hour, the one pump burns out, and the second pump finishes removing the water half an hour later. How many gallons of water were removed from the basement?
6. A faucet can fill a sink in 5 minutes while a drain will empty the same sink in 8 minutes. If the faucet is turned on and the drain is left open, how long will it take to fill the sink?
7. Working together, Daniel and Donnie can clean the llama pen in 45 minutes. On his own, Daniel can clean the pen in an hour. How long does it take Donnie to clean the llama pen on his own?
8. A certain bacteria culture follows the Law of Uninbited Growth, Equation 6.4. After 10 minutes, there are 10,000 bacteria. Five minutes later, there are 14,000 bacteria. How many bacteria were present initially? How long before there are 50,000 bacteria?

9. Consider the system of nonlinear equations below

$$\begin{cases} \frac{4}{x} + \frac{3}{y} = 1 \\ \frac{3}{x} + \frac{2}{y} = -1 \end{cases}$$

If we let $u = \frac{1}{x}$ and $v = \frac{1}{y}$ then the system becomes

$$\begin{cases} 4u + 3v = 1 \\ 3u + 2v = -1 \end{cases}$$

This associated system of linear equations can then be solved using any of the techniques presented earlier in the chapter to find that $u = -5$ and $v = 7$. Thus $x = \frac{1}{u} = -\frac{1}{5}$ and $y = \frac{1}{v} = \frac{1}{7}$.

We say that the original system is **linear in form** because its equations are not linear but a few basic substitutions reveal a structure that we can treat like a system of linear equations. Each system given below is linear in form. Make the appropriate substitutions to help you solve for x and y .

$$(a) \begin{cases} 4x^3 + 3\sqrt{y} = 1 \\ 3x^3 + 2\sqrt{y} = -1 \end{cases} \quad (b) \begin{cases} 4e^x + 3e^{-y} = 1 \\ 3e^x + 2e^{-y} = -1 \end{cases} \quad (c) \begin{cases} 4\ln(x) + 3y^2 = 1 \\ 3\ln(x) + 2y^2 = -1 \end{cases}$$

10. Solve the following system

$$\begin{cases} x^2 + \sqrt{y} + \log_2(z) = 6 \\ 3x^2 - 2\sqrt{y} + 2\log_2(z) = 5 \\ -4x^2 + \sqrt{y} - 3\log_2(z) = 11 \end{cases}$$

11. Sketch the solution to each system of nonlinear inequalities in the plane.

$$\begin{array}{ll} (a) \begin{cases} x^2 - y^2 \leq 1 \\ x^2 + 4y^2 \geq 4 \end{cases} & (d) \begin{cases} y > 10x - x^2 \\ y < x^3 + 8 \end{cases} \\ (b) \begin{cases} x^2 + y^2 < 25 \\ x^2 + (y - 3)^2 \geq 10 \end{cases} & (e) \begin{cases} x + 2y^2 > 2 \\ x^2 + 4y^2 \leq 4 \end{cases} \\ (c) \begin{cases} (x - 2)^2 + y^2 < 1 \\ x^2 + 4y^2 < 4 \end{cases} & (f) \begin{cases} x^2 + y^2 \geq 25 \\ y - x \leq 1 \end{cases} \end{array}$$

12. Systems of nonlinear equations show up in third semester Calculus in the midst of some really cool problems. The system below came from a problem in which we were asked to find the dimensions of a rectangular box with a volume of 1000 cubic inches that has minimal surface area. The variables x , y and z are the dimensions of the box and λ is called a Lagrange multiplier. With the help of your classmates, solve the system.⁹

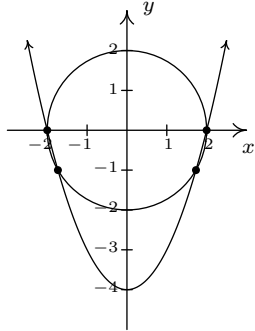
$$\begin{cases} 2y + 2z = \lambda yz \\ 2x + 2z = \lambda xz \\ 2y + 2x = \lambda xy \\ xyz = 1000 \end{cases}$$

13. According to Theorem 3.16 in Section 3.4, the polynomial $p(x) = x^4 + 4$ can be factored into the product linear and irreducible quadratic factors. In this exercise, we present a method for obtaining that factorization.
- Show that p has no real zeros.
 - Because p has no real zeros, its factorization must be of the form $(x^2 + ax + b)(x^2 + cx + d)$ where each factor is an irreducible quadratic. Expand this quantity and gather like terms together.
 - Create and solve the system of nonlinear equations which results from equating the coefficients of the expansion found above with those of $x^4 + 4$. You should get four equations in the four unknowns a , b , c and d . Write $p(x)$ in factored form.
14. Factor $q(x) = x^4 + 6x^2 - 5x + 6$.

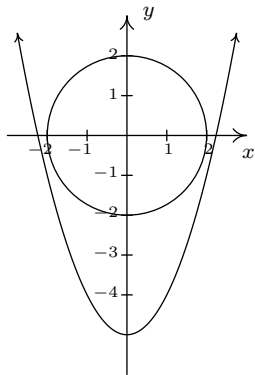
⁹If using λ bothers you, change it to w when you solve the system.

8.7.2 ANSWERS

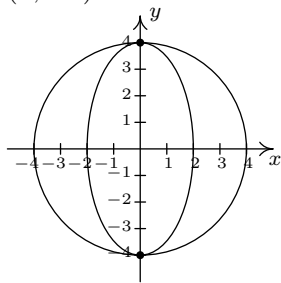
1. (a) $(\pm 2, 0), (\pm\sqrt{3}, -1)$



- (b) No solution

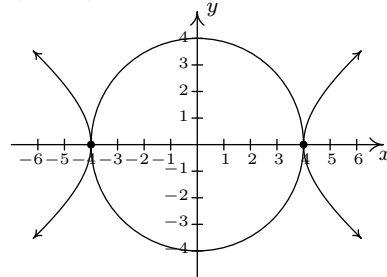


- (c) $(0, \pm 4)$

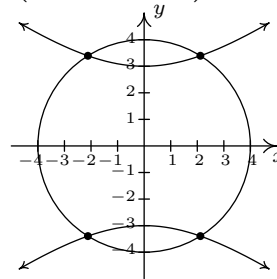


2. (a) $(\pm\frac{2\sqrt{10}}{5}, \pm\frac{\sqrt{15}}{5})$
 (b) $(0, 1)$
 (c) $(0, \pm 1), (2, 0)$
 (d) $(\frac{4}{3}, \pm\frac{\sqrt{5}}{9})$

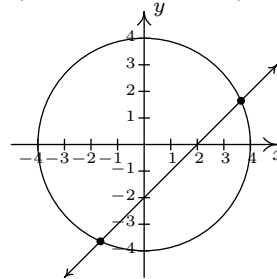
- (d) $(\pm 4, 0)$



- (e) $(\pm\frac{4\sqrt{7}}{5}, \pm\frac{12\sqrt{2}}{5})$



- (f) $(1 + \sqrt{7}, -1 + \sqrt{7}), (1 - \sqrt{7}, -1 - \sqrt{7})$



- (e) $(3, 4), (-4, -3)$
 (f) $(\pm 3, 4)$
 (g) $(-4, -56), (1, 9), (2, 16)$
 (h) $(3, 4)$

3. 4.5 miles per hour

4. 24 miles per hour

5. 3600 gallons

6. $\frac{40}{3} \approx 13.33$ minutes

7. 3 hours

8. Initially, there are $\frac{250000}{49} \approx 5102$ bacteria. It will take $\frac{5 \ln(49/5)}{\ln(7/5)} \approx 33.92$ minutes for the colony to grow to 50,000 bacteria.

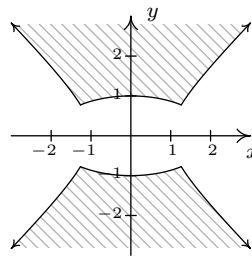
9. (a) $(-\sqrt[3]{5}, 49)$

(b) No solution

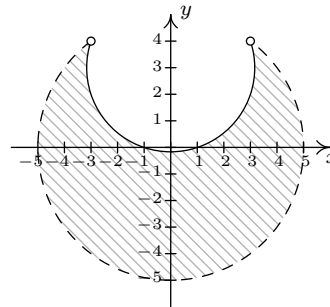
(c) $(e^{-5}, \sqrt{7})$

10. $(1, 4, 8), (-1, 4, 8)$

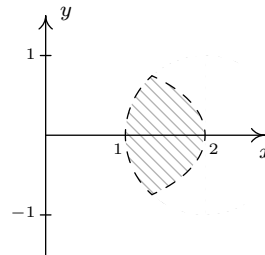
11. (a)
$$\begin{cases} x^2 - y^2 \leq 1 \\ x^2 + 4y^2 \geq 4 \end{cases}$$



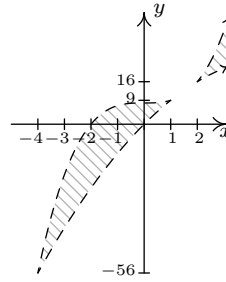
(b)
$$\begin{cases} x^2 + y^2 < 25 \\ x^2 + (y - 3)^2 \geq 10 \end{cases}$$



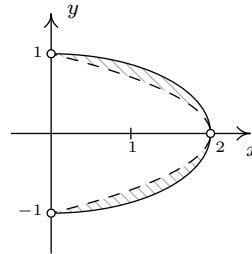
(c)
$$\begin{cases} (x - 2)^2 + y^2 < 1 \\ x^2 + 4y^2 < 4 \end{cases}$$



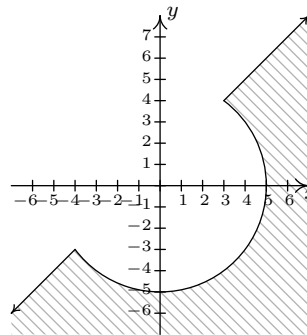
$$(d) \begin{cases} y > 10x - x^2 \\ y < x^3 + 8 \end{cases}$$



$$(e) \begin{cases} x + 2y^2 > 2 \\ x^2 + 4y^2 \leq 4 \end{cases}$$



$$(f) \begin{cases} x^2 + y^2 \geq 25 \\ y - x \leq 1 \end{cases}$$



12. $x = 10, y = 10, z = 10, \lambda = \frac{2}{5}$

13. (c) $x^4 + 4 = (x^2 - 2x + 2)(x^2 + 2x + 2)$

14. $x^4 + 6x^2 - 5x + 6 = (x^2 - x + 1)(x^2 + x + 6)$

CHAPTER 9

SEQUENCES AND THE BINOMIAL THEOREM

9.1 SEQUENCES

When we first introduced a function as a special type of relation in Section 1.4, we did not put any restrictions on the domain of the function. All we said was that the set of x -coordinates of the points in the function F is called the domain, and it turns out that any subset of the real numbers, regardless of how weird that subset may be, can be the domain of a function. As our exploration of functions continued beyond Section 1.4, we saw fewer and fewer functions with ‘weird’ domains. It is worth your time to go back through the text to see that the domains of the polynomial, rational, exponential, logarithmic and algebraic functions discussed thus far have fairly predictable domains which almost always consist of just a collection of intervals on the real line. This may lead some readers to believe that the only important functions in a College Algebra text have domains which consist of intervals and everything else was just introductory nonsense. In this section, we introduce **sequences** which are an important class of functions whose domains are the set of natural numbers.¹ Before we get too far ahead of ourselves, let’s look at what the term ‘sequence’ means mathematically. Informally, we can think of a sequence as an infinite list of numbers. For example, consider the sequence

$$\frac{1}{2}, -\frac{3}{4}, \frac{9}{8}, -\frac{27}{16}, \dots \quad (1)$$

As usual, the periods of ellipsis, \dots , indicate that the proposed pattern continues forever. Each of the numbers in the list is called a **term**, and we call $\frac{1}{2}$ the ‘first term’, $-\frac{3}{4}$ the ‘second term’, $\frac{9}{8}$ the ‘third term’ and so forth. In numbering them this way, we are setting up a function, which we’ll call a per tradition, between the natural numbers and the terms in the sequence.

¹Recall that this is the set $\{1, 2, 3, \dots\}$.

n	$a(n)$
1	$\frac{1}{2}$
2	$-\frac{3}{4}$
3	$\frac{9}{8}$
4	$-\frac{27}{16}$
\vdots	\vdots

In other words, $a(n)$ is the n^{th} term in the sequence. We formalize these ideas in our definition of a sequence and introduce some accompanying notation.

DEFINITION 9.1. A **sequence** is a function a whose domain is the natural numbers. The value $a(n)$ is often written as a_n and is called the **n^{th} term** of the sequence. The sequence itself is usually denoted using the notation: $a_n, n \geq 1$ or the notation: $\{a_n\}_{n=1}^{\infty}$.

Applying the notation provided in Definition 9.1 to the sequence given (1), we have $a_1 = \frac{1}{2}$, $a_2 = -\frac{3}{4}$, $a_3 = \frac{9}{8}$ and so forth. Now suppose we wanted to know a_{117} , that is, the 117th term in the sequence. While the pattern of the sequence is apparent, it would benefit us greatly to have an explicit formula for a_n . Unfortunately, there is no general algorithm that will produce a formula for every sequence, so any formulas we do develop will come from that greatest of teachers, experience. In other words, it is time for an example.

EXAMPLE 9.1.1. Write the first four terms of the following sequences.

1. $a_n = \frac{5^{n-1}}{3^n}, n \geq 1$

4. $\left\{ \frac{1 + (-1)^j}{j} \right\}_{j=2}^{\infty}$

2. $b_k = \frac{(-1)^k}{2k+1}, k \geq 0$

5. $a_1 = 7, a_{n+1} = 2 - a_n, n \geq 1$

3. $\{2n - 1\}_{n=1}^{\infty}$

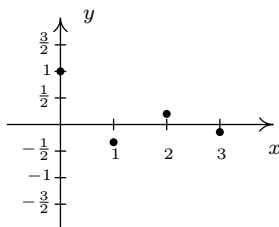
6. $f_0 = 1, f_n = n \cdot f_{n-1}, n \geq 1$

SOLUTION.

- Since we are given $n \geq 1$, the first four terms of the sequence are a_1, a_2, a_3 and a_4 . Since the notation a_1 means the same thing as $a(1)$, we obtain our first term by replacing every occurrence of n in the formula for a_n with $n = 1$ to get $a_1 = \frac{5^{1-1}}{3^1} = \frac{1}{3}$. Proceeding similarly, we get $a_2 = \frac{5^{2-1}}{3^2} = \frac{5}{9}$, $a_3 = \frac{5^{3-1}}{3^3} = \frac{25}{27}$ and $a_4 = \frac{5^{4-1}}{3^4} = \frac{125}{81}$.
- For this sequence we have $k \geq 0$, so the first four terms are b_0, b_1, b_2 and b_3 . Proceeding as before, replacing in this case the variable k with the appropriate whole number, beginning with 0, we get $b_0 = \frac{(-1)^0}{2(0)+1} = 1$, $b_1 = \frac{(-1)^1}{2(1)+1} = -\frac{1}{3}$, $b_2 = \frac{(-1)^2}{2(2)+1} = \frac{1}{5}$ and $b_3 = \frac{(-1)^3}{2(3)+1} = -\frac{1}{7}$. (This sequence is called an **alternating** sequence since the signs alternate between + and -. The reader is encouraged to think what component of the formula is producing this effect.)

3. From $\{2n - 1\}_{n=1}^{\infty}$, we have that $a_n = 2n - 1$, $n \geq 1$. We get $a_1 = 1$, $a_2 = 3$, $a_3 = 5$ and $a_4 = 7$. (The first four terms are the first four odd natural numbers. The reader is encouraged to examine whether or not this pattern continues indefinitely.)
4. Proceeding as in the previous problem, we set $a_j = \frac{1+(-1)^j}{j}$, $j \geq 2$. We find $a_2 = 1$, $a_3 = 0$, $a_4 = \frac{1}{2}$ and $a_5 = 0$.
5. To obtain the terms of this sequence, we start with $a_1 = 7$ and use the equation $a_{n+1} = 2 - a_n$ for $n \geq 1$ to generate successive terms. When $n = 1$, this equation becomes $a_{1+1} = 2 - a_1$ which simplifies to $a_2 = 2 - a_1 = 2 - 7 = -5$. When $n = 2$, the equation becomes $a_{2+1} = 2 - a_2$ so we get $a_3 = 2 - a_2 = 2 - (-5) = 7$. Finally, when $n = 3$, we get $a_{3+1} = 2 - a_3$ so $a_4 = 2 - a_3 = 2 - 7 = -5$.
6. As with the problem above, we are given a place to start with $f_0 = 1$ and given a formula to build other terms of the sequence. Substituting $n = 1$ into the equation $f_n = n \cdot f_{n-1}$, we get $f_1 = 1 \cdot f_0 = 1 \cdot 1 = 1$. Advancing to $n = 2$, we get $f_2 = 2 \cdot f_1 = 2 \cdot 1 = 2$. Finally, $f_3 = 3 \cdot f_2 = 3 \cdot 2 = 6$. \square

Some remarks about Example 9.1.1 are in order. We first note that since sequences are functions, we can graph them in the same way we graph functions. For example, if we wish to graph the sequence $\{b_k\}_{k=0}^{\infty}$ from Example 9.1.1, we graph the equation $y = b(k)$ for the values $k \geq 0$. That is, we plot the points $(k, b(k))$ for the values of k in the domain, $k = 0, 1, 2, \dots$. The resulting collection of points is the graph of the sequence. Note that we do not connect the dots in a pleasing fashion as we are used to doing, because the domain is just the whole numbers in this case, not a collection of intervals of real numbers. If you feel a sense of nostalgia, you should see Section 1.2.



$$\text{Graphing } y = b_k = \frac{(-1)^k}{2k + 1}, k \geq 0$$

Speaking of $\{b_k\}_{k=0}^{\infty}$, the astute and mathematically minded reader will correctly note that this technically isn't a sequence, since according to Definition 9.1, sequences are functions whose domains are the *natural* numbers, not the *whole* numbers, as is the case with $\{b_k\}_{k=0}^{\infty}$. In other words, to satisfy Definition 9.1, we need to shift the variable k so it starts at $k = 1$ instead of $k = 0$. To see how we can do this, it helps to think of the problem graphically. What we want is to shift the graph of $y = b(k)$ to the right one unit, and thinking back to Section 1.8, we can accomplish this by replacing k with $k - 1$ in the definition of $\{b_k\}_{k=0}^{\infty}$. Specifically, let $c_k = b_{k-1}$ where $k - 1 \geq 0$. We get $c_k = \frac{(-1)^{k-1}}{2(k-1)+1} = \frac{(-1)^{k-1}}{2k-1}$, where now $k \geq 1$. We leave to the reader to verify that $\{c_k\}_{k=1}^{\infty}$ generates the same list of numbers as does $\{b_k\}_{k=0}^{\infty}$, but the former satisfies Definition

9.1, while the latter does not. Like so many things in this text, we acknowledge that this point is pedantic and join the vast majority of authors who adopt a more relaxed view of Definition 9.1 to include any function which generates a list of numbers which can then be matched up with the natural numbers.² Finally, we wish to note the sequences in parts 5 and 6 are examples of sequences described **recursively**. In each instance, an initial value of the sequence is given which is then followed by a **recursion equation** – a formula which enables us to use known terms of the sequence to determine other terms. The terms of the sequence in part 6 are given a special name: $f_n = n!$ is called **n -factorial**. Using the ‘!’ notation, we can describe the factorial sequence as: $0! = 1$ and $n! = n(n-1)!$ for $n \geq 1$. After $0! = 1$ the next four terms, written out in detail, are $1! = 1 \cdot 0! = 1 \cdot 1 = 1$, $2! = 2 \cdot 1! = 2 \cdot 1 = 2$, $3! = 3 \cdot 2! = 3 \cdot 2 \cdot 1 = 6$ and $4! = 4 \cdot 3! = 4 \cdot 3 \cdot 2 \cdot 1 = 24$. From this, we see a more informal way of computing $n!$, which is $n! = n \cdot (n-1) \cdot (n-2) \cdots 2 \cdot 1$ with $0! = 1$ as a special case. (We will study factorials in greater detail in Section 9.4.) The world famous [Fibonacci Numbers](#) are defined recursively and are explored in the exercises. While none of the sequences worked out to be the sequence in (1), they do give us some insight into what kinds of patterns to look for. Two patterns in particular are given in the next definition.

DEFINITION 9.2. Arithmetic and Geometric Sequences: Suppose $\{a_n\}_{n=k}^{\infty}$ is a sequence^a

- If there is a number d so that $a_{n+1} = a_n + d$ for all $n \geq k$, then $\{a_n\}_{n=k}^{\infty}$ is called an **arithmetic sequence**. The number d is called the **common difference**.
- If there is a number r so that $a_{n+1} = ra_n$ for all $n \geq k$, then $\{a_n\}_{n=k}^{\infty}$ is called an **geometric sequence**. The number r is called the **common ratio**.

^aNote that we have adjusted for the fact that not all ‘sequences’ begin at $n = 1$.

Both arithmetic and geometric sequences are defined in terms of recursion equations. In English, an arithmetic sequence is one in which we proceed from one term to the next by always *adding* the fixed number d . The name ‘common difference’ comes from a slight rewrite of the recursion equation from $a_{n+1} = a_n + d$ to $a_{n+1} - a_n = d$. Analogously, a geometric sequence is one in which we proceed from one term to the next by always *multiplying* by the same fixed number r . If $r \neq 0$, we can rearrange the recursion equation to get $\frac{a_{n+1}}{a_n} = r$, hence the name ‘common ratio.’ Some sequences are arithmetic, some are geometric and some are neither as the next example illustrates.³

EXAMPLE 9.1.2. Determine if the following sequences are arithmetic, geometric or neither. If arithmetic, find the common difference d ; if geometric, find the common ratio r .

1. $a_n = \frac{5^{n-1}}{3^n}, n \geq 1$

3. $\{2n - 1\}_{n=1}^{\infty}$

2. $b_k = \frac{(-1)^k}{2k + 1}, k \geq 0$

4. $\frac{1}{2}, -\frac{3}{4}, \frac{9}{8}, -\frac{27}{16}, \dots$

²Math fans will delight to know we are basically talking about the ‘countably infinite’ subsets of the real number line when we do this.

³Sequences which are both arithmetic and geometric are discussed in the Exercises.

SOLUTION. A good rule of thumb to keep in mind when working with sequences is “When in doubt, write it out!” Writing out the first several terms can help you identify the pattern of the sequence should one exist.

1. From Example 9.1.1, we know that the first four terms of this sequence are $\frac{1}{3}$, $\frac{5}{9}$, $\frac{25}{27}$ and $\frac{125}{81}$. To see if this is an arithmetic sequence, we look at the successive differences of terms. We find that $a_2 - a_1 = \frac{5}{9} - \frac{1}{3} = \frac{2}{9}$ and $a_3 - a_2 = \frac{25}{27} - \frac{5}{9} = \frac{10}{27}$. Since we get different numbers, there is no ‘common difference’ and we have established that the sequence is *not* arithmetic. To investigate whether or not it is geometric, we compute the ratios of successive terms. The first three ratios

$$\frac{a_2}{a_1} = \frac{\frac{5}{9}}{\frac{1}{3}} = \frac{5}{3}, \quad \frac{a_3}{a_2} = \frac{\frac{25}{27}}{\frac{5}{9}} = \frac{5}{3} \quad \text{and} \quad \frac{a_4}{a_3} = \frac{\frac{125}{81}}{\frac{25}{27}} = \frac{5}{3}$$

suggest that the sequence is geometric. To prove it, we must show that $\frac{a_{n+1}}{a_n} = r$ for all n .

$$\frac{a_{n+1}}{a_n} = \frac{5^{(n+1)-1}}{3^{n+1}} = \frac{5^n}{3^{n+1}} \cdot \frac{3^n}{5^{n-1}} = \frac{5}{3}$$

This sequence is geometric with common ratio $r = \frac{5}{3}$.

2. Again, we have Example 9.1.1 to thank for providing the first four terms of this sequence: $1, -\frac{1}{3}, \frac{1}{5}$ and $-\frac{1}{7}$. We find $b_1 - b_0 = -\frac{4}{3}$ and $b_2 - b_1 = \frac{8}{15}$. Hence, the sequence is not arithmetic. To see if it is geometric, we compute $\frac{b_1}{b_0} = -\frac{1}{3}$ and $\frac{b_2}{b_1} = -\frac{3}{5}$. Since there is no ‘common ratio,’ we conclude the sequence is not geometric, either.
3. As we saw in Example 9.1.1, the sequence $\{2n - 1\}_{n=1}^{\infty}$ generates the odd numbers: $1, 3, 5, 7, \dots$. Computing the first few differences, we find $a_2 - a_1 = 2$, $a_3 - a_2 = 2$, and $a_4 - a_3 = 2$. This suggests that the sequence is arithmetic. To verify this, we find

$$a_{n+1} - a_n = (2(n+1) - 1) - (2n - 1) = 2n + 2 - 1 - 2n + 1 = 2$$

This establishes that the sequence is arithmetic with common difference $d = 2$. To see if it is geometric, we compute $\frac{a_2}{a_1} = 3$ and $\frac{a_3}{a_2} = \frac{5}{3}$. Since these ratios are different, we conclude the sequence is not geometric.

4. We met our last sequence at the beginning of the section. Given that $a_2 - a_1 = -\frac{5}{4}$ and $a_3 - a_2 = \frac{15}{8}$, the sequence is not arithmetic. Computing the first few ratios, however, gives us $\frac{a_2}{a_1} = -\frac{3}{2}$, $\frac{a_3}{a_2} = -\frac{3}{2}$ and $\frac{a_4}{a_3} = -\frac{3}{2}$. Since these are the only terms given to us, we assume that the pattern of ratios continue in this fashion and conclude that the sequence is geometric. \square

We are now one step away from determining an explicit formula for the sequence given in (1). We know that it is a geometric sequence and our next result gives us the explicit formula we require.

EQUATION 9.1. Formulas for Arithmetic and Geometric Sequences:

- An arithmetic sequence with first term a and common difference d is given by

$$a_n = a + (n - 1)d, \quad n \geq 1$$

- A geometric sequence with first term a and common ratio $r \neq 0$ is given by

$$a_n = ar^{n-1}, \quad n \geq 1$$

While the formal proofs of the formulas in Equation 9.1 require the techniques set forth in Section 9.3, we attempt to motivate them here. According to Definition 9.2, given an arithmetic sequence with first term a and common difference d , the way we get from one term to the next is by adding d . Hence, the terms of the sequence are: $a, a + d, a + 2d, a + 3d, \dots$. We see that to reach the n th term, we add d to a exactly $(n - 1)$ times, which is what the formula says. The derivation of the formula for geometric series follows similarly. Here, we start with a and go from one term to the next by multiplying by r . We get a, ar, ar^2, ar^3 and so forth. The n th term results from multiplying a by r exactly $(n - 1)$ times. We note here that the reason $r = 0$ is excluded from Equation 9.1 is to avoid an instance of 0^0 which is an indeterminate form.⁴ With Equation 9.1 in place, we finally have the tools required to find an explicit formula for the n th term of the sequence given in (1). We know from Example 9.1.2 that it is geometric with common ratio $r = -\frac{3}{2}$. The first term is $a = \frac{1}{2}$ so by Equation 9.1 we get $a_n = ar^{n-1} = \frac{1}{2} \left(-\frac{3}{2}\right)^{n-1}$ for $n \geq 1$. After a touch of simplifying, we get $a_n = \frac{(-3)^{n-1}}{2^n}$ for $n \geq 1$. Note that we can easily check our answer by substituting in values of n and seeing that the formula generates the sequence given in (1). We leave this to the reader. Our next example gives us more practice finding patterns.

EXAMPLE 9.1.3. Find an explicit formula for the n^{th} term of the following sequences.

1. 0.9, 0.09, 0.009, 0.0009, ...
2. $\frac{2}{5}, 2, -\frac{2}{3}, -\frac{2}{7}, \dots$
3. $1, -\frac{2}{7}, \frac{4}{13}, -\frac{8}{19}, \dots$

SOLUTION.

1. Although this sequence may seem strange, the reader can verify it is actually a geometric sequence with common ratio $r = 0.1 = \frac{1}{10}$. With $a = 0.9 = \frac{9}{10}$, we get $a_n = \frac{9}{10} \left(\frac{1}{10}\right)^{n-1}$ for $n \geq 0$. Simplifying, we get $a_n = \frac{9}{10^n}$, $n \geq 1$. There is more to this sequence than meets the eye and we shall return to this example in the next section.
2. As the reader can verify, this sequence is neither arithmetic nor geometric. In an attempt to find a pattern, we rewrite the second term with a denominator to make all the terms

⁴See the footnotes on page 181 in Section 3.1 and page 330 of Section 6.1.

appear as fractions. We have $\frac{2}{5}, \frac{2}{1}, -\frac{2}{3}, -\frac{2}{7}, \dots$. If we associate the negative ‘-’ of the last two terms with the denominators we get $\frac{2}{5}, \frac{2}{1}, \frac{2}{-3}, \frac{2}{-7}, \dots$. This tells us that we can tentatively sketch out the formula for the sequence as $a_n = \frac{2}{d_n}$ where d_n is the sequence of denominators. Looking at the denominators 5, 1, -3, -7, ..., we find that they go from one term to the next by subtracting 4 which is the same as adding -4. This means we have an arithmetic sequence on our hands. Using Equation 9.1 with $a = 5$ and $d = -4$, we get the n th denominator by the formula $d_n = 5 + (n - 1)(-4) = 9 - 4n$ for $n \geq 1$. Our final answer is $a_n = \frac{2}{9-4n}$, $n \geq 1$.

3. The sequence as given is neither arithmetic nor geometric, so we proceed as in the last problem to try to get patterns individually for the numerator and denominator. Letting c_n and d_n denote the sequence of numerators and denominators, respectively, we have $a_n = \frac{c_n}{d_n}$. After some experimentation,⁵ we choose to write the first term as a fraction and associate the negatives ‘-’ with the numerators. This yields $\frac{1}{1}, \frac{-2}{7}, \frac{4}{13}, \frac{-8}{19}, \dots$. The numerators form the sequence 1, -2, 4, -8, ... which is geometric with $a = 1$ and $r = -2$, so we get $c_n = (-2)^{n-1}$, for $n \geq 1$. The denominators 1, 7, 13, 19, ... form an arithmetic sequence with $a = 1$ and $d = 6$. Hence, we get $d_n = 1 + 6(n - 1) = 6n - 5$, for $n \geq 1$. We obtain our formula for $a_n = \frac{c_n}{d_n} = \frac{(-2)^{n-1}}{6n-5}$, for $n \geq 1$. We leave it to the reader to show that this checks out. \square

While the last problem in Example 9.1.3 was neither geometric nor arithmetic, it did resolve into a combination of these two kinds of sequences. If handed the sequence 2, 5, 10, 17, ..., we would be hard-pressed to find a formula for a_n if we restrict our attention to these two archetypes. We said before that there is no general algorithm for finding the explicit formula for the n th term of a given sequence, and it is only through experience gained from evaluating sequences from explicit formulas that we learn to begin to recognize number patterns. The pattern 1, 4, 9, 16, ... is rather recognizable as the squares, so the formula $a_n = n^2$, $n \geq 1$ may not be too hard to determine. With this in mind, it’s possible to see 2, 5, 10, 17, ... as the sequence $1 + 1, 4 + 1, 9 + 1, 16 + 1, \dots$, so that $a_n = n^2 + 1$, $n \geq 1$. Of course, since we are given only a small *sample* of the sequence, we shouldn’t be too disappointed to find out this isn’t the *only* formula which generates this sequence. For example, consider the sequence defined by $b_n = -\frac{1}{4}n^4 + \frac{5}{2}n^3 - \frac{31}{4}n^2 + \frac{25}{2}n - 5$, $n \geq 1$. The reader is encouraged to verify that it also produces the terms 2, 5, 10, 17. In fact, it can be shown that given any finite sample of a sequence, there are infinitely many explicit formulas all of which generate those same finite points. This means that there will be infinitely many correct answers to some of the exercises in this section.⁶ Just because your answer doesn’t match ours doesn’t mean it’s wrong. As always, when in doubt, write your answer out. As long as it produces the same terms in the same order as what the problem wants, your answer is correct.

We would be remiss to close this section without mention of the utility of sequences in everyday life. Indeed, sequences play a major role in the Mathematics of Finance, as we have already seen with Equation 6.2 in Section 6.5. Recall that if we invest P dollars at an annual percentage rate r and compound the interest n times per year, the formula for A_k , the amount in the account after k

⁵Here we take ‘experimentation’ to mean a frustrating guess-and-check session.

⁶For more on this, see [When Every Answer is Correct: Why Sequences and Number Patterns Fail the Test](#) by Professor Don White of Kent State University.

compounding periods, is $A_k = P \left(1 + \frac{r}{n}\right)^k = \left[P \left(1 + \frac{r}{n}\right)\right] \left(1 + \frac{r}{n}\right)^{k-1}$, $k \geq 1$. We now spot this as a geometric sequence with first term $P \left(1 + \frac{r}{n}\right)$ and common ratio $\left(1 + \frac{r}{n}\right)$. In retirement planning, it is seldom the case that an investor deposits a set amount of money into an account and waits for it to grow. Usually, additional payments of principal are made at regular intervals and the value of the investment grows accordingly. This kind of investment is called an **annuity** and will be discussed in the next section once we have developed more mathematical machinery.

9.1.1 EXERCISES

1. Write out the four terms of the following sequences.

(a) $a_n = 2^n - 1, n \geq 0$

(g) $a_1 = 3, a_{n+1} = a_n - 1, n \geq 1$

(b) $d_j = (-1)^{\frac{j(j+1)}{2}}, j \geq 1$

(h) $d_0 = 12, d_m = \frac{d_{m-1}}{100}, m \geq 1$

(c) $\{5k - 2\}_{k=1}^{\infty}$

(i) $b_1 = 2, b_{k+1} = 3b_k + 1, k \geq 1$

(d) $\left\{\frac{n^2+1}{n+1}\right\}_{n=0}^{\infty}$

(j) $c_0 = -2, c_j = \frac{c_{j-1}}{(j+1)(j+2)}, m \geq 1$

(e) $\left\{\frac{x^n}{n^2}\right\}_{n=1}^{\infty}$

(k) $a_1 = 117, a_{n+1} = \frac{1}{a_n}, n \geq 1$

(f) $\left\{\frac{\ln(n)}{n}\right\}_{n=1}^{\infty}$

(l) $s_0 = 1, s_{n+1} = x^{n+1} + s_n, n \geq 0$

(m) $F_0 = 1, F_1 = 1, F_n = F_{n-1} + F_{n-2}, n \geq 2$ (This is the famous [Fibonacci Sequence](#))

2. Determine if the following sequences are arithmetic, geometric or neither. If arithmetic, find the common difference d ; if geometric, find the common ratio r .

(a) $\{3n - 5\}_{n=1}^{\infty}$

(e) $17, 5, -7, -19, \dots$

(b) $a_n = n^2 + 3n + 2, n \geq 1$

(f) $2, 22, 222, 2222, \dots$

(c) $\frac{1}{3}, \frac{1}{6}, \frac{1}{12}, \frac{1}{24}, \dots$

(g) $0.9, 9, 90, 900, \dots$

(d) $\left\{3\left(\frac{1}{5}\right)^{n-1}\right\}_{n=1}^{\infty}$

(h) $a_n = \frac{n!}{2}, n \geq 0$

3. Find an explicit formula for the n^{th} term of the following sequences. Use the formulas in Equation 9.1 as needed.

(a) $3, 5, 7, 9, \dots$

(d) $1, \frac{2}{3}, \frac{1}{3}, \frac{4}{27}, \dots$

(g) $0.9, 0.99, 0.999, 0.9999, \dots$

(b) $1, -\frac{1}{2}, \frac{1}{4}, -\frac{1}{8}, \dots$

(e) $1, \frac{1}{4}, \frac{1}{9}, \frac{1}{16}, \dots$

(h) $27, 64, 125, 216, \dots$

(c) $1, \frac{2}{3}, \frac{4}{5}, \frac{8}{7}, \dots$

(f) $x, -\frac{x^3}{3}, \frac{x^5}{5}, -\frac{x^7}{7}, \dots$

(i) $1, 0, 1, 0, \dots$

4. Find a sequence which is both arithmetic and geometric. (Hint: Start with $a_n = c$ for all n .)
5. Show that a geometric sequence can be transformed into an arithmetic sequence by taking the natural logarithm of the terms.
6. Thomas Robert Malthus is credited with saying, "The power of population is indefinitely greater than the power in the earth to produce subsistence for man. Population, when unchecked, increases in a geometrical ratio. Subsistence increases only in an arithmetical ratio. A slight acquaintance with numbers will show the immensity of the first power in comparison with the second." (See this [webpage](#) for more information.) Discuss this quote with your classmates from a sequences point of view.

7. This classic problem involving sequences shows the power of geometric sequences. Suppose that a wealthy benefactor agrees to give you one penny today and then double the amount she gives you each day for 30 days. So, for example, you get two pennies on the second day and four pennies on the third day. How many pennies do you get on the 30th day? What is the total dollar value of the gift you have received?
8. Research the terms ‘arithmetic mean’ and ‘geometric mean.’ With the help of your classmates, show that a given term of an arithmetic sequence a_k , $k \geq 2$ is the arithmetic mean of the term immediately preceding, a_{k-1} it and immediately following it, a_{k+1} . State and prove an analogous result for geometric sequences.
9. Discuss with your classmates how the results of this section might change if we were to examine sequences of other mathematical things like complex numbers or matrices. Find an explicit formula for the n^{th} term of the sequence $i, -1, -i, 1, i, \dots$. List out the first four terms of the matrix sequences we discussed in Exercise 3 in Section 8.3.

9.1.2 ANSWERS

1. (a) 0, 1, 3, 7
 (b) -1, -1, 1, 1
 (c) 3, 8, 13, 18
 (d) $1, 1, \frac{5}{3}, \frac{5}{2}$
 (e) $x, \frac{x^2}{4}, \frac{x^3}{9}, \frac{x^4}{16}$
 (f) $0, \frac{\ln(2)}{2}, \frac{\ln(3)}{3}, \frac{\ln(4)}{4}$
 (g) 3, 2, 1, 0
 (h) 12, 0.12, 0.0012, 0.000012
 (i) 2, 7, 22, 67
 (j) $-2, -\frac{1}{3}, -\frac{1}{36}, -\frac{1}{720}$
 (k) $117, \frac{1}{117}, 117, \frac{1}{117}$
 (l) $1, x + 1, x^2 + x + 1, x^3 + x^2 + x + 1$
 (m) 1, 1, 2, 3
2. (a) arithmetic, $d = 3$
 (b) neither
 (c) geometric, $r = \frac{1}{2}$
 (d) geometric, $r = \frac{1}{5}$
 (e) arithmetic, $d = -12$
 (f) neither
 (g) geometric, $r = 10$
 (h) neither
3. (a) $a_n = 1 + 2n, n \geq 1$
 (b) $a_n = \left(-\frac{1}{2}\right)^{n-1}, n \geq 1$
 (c) $a_n = \frac{2^{n-1}}{2n-1}, n \geq 1$
 (d) $a_n = \frac{n}{3^{n-1}}, n \geq 1$
 (e) $a_n = \frac{1}{n^2}, n \geq 1$
 (f) $\frac{(-1)^{n-1}x^{2n-1}}{2n-1}, n \geq 1$
 (g) $a_n = \frac{10^n - 1}{10^n}, n \geq 1$
 (h) $a_n = (n + 2)^3, n \geq 1$
 (i) $a_n = \frac{1 + (-1)^{n-1}}{2}, n \geq 1$

9.2 SUMMATION NOTATION

In the previous section, we introduced sequences and now we shall present notation and theorems concerning the sum of terms of a sequence. We begin with a definition, which, while intimidating, is meant to make our lives easier.

DEFINITION 9.3. Summation Notation: Given a sequence $\{a_n\}_{n=k}^{\infty}$ and numbers m and p satisfying $k \leq m \leq p$, the summation from m to p of the sequence $\{a_n\}$ is written

$$\sum_{n=m}^p a_n = a_m + a_{m+1} + \dots + a_p$$

The variable n is called the **index of summation**. The number m is called the **lower limit of summation** while the number p is called the **upper limit of summation**.

In English, Definition 9.3 is simply defining a short-hand notation for adding up the terms of the sequence $\{a_n\}_{n=k}^{\infty}$ from a_m through a_p . The symbol Σ is the capital Greek letter sigma and is shorthand for ‘sum’. The index of summation tells us which term to start with and which term to end with. For example, using the sequence $a_n = 2n - 1$ for $n \geq 1$, we can write the sum $a_3 + a_4 + a_5 + a_6$ as

$$\begin{aligned} \sum_{n=3}^6 (2n - 1) &= (2(3) - 1) + (2(4) - 1) + (2(5) - 1) + (2(6) - 1) \\ &= 5 + 7 + 9 + 11 \\ &= 32 \end{aligned}$$

The index variable is considered a ‘dummy variable’ in the sense that it may be changed to any letter without affecting the value of the summation. For instance,

$$\sum_{n=3}^6 (2n - 1) = \sum_{k=3}^6 (2k - 1) = \sum_{j=3}^6 (2j - 1)$$

One place you may encounter summation notation is in mathematical definitions. For example, summation notation allows us to define polynomials as functions of the form

$$f(x) = \sum_{k=0}^n a_k x^k$$

for real numbers a_k , $k = 0, 1, \dots, n$. The reader is invited to compare this with what is given in Definition 3.1. Summation notation is particularly useful when talking about matrix operations. For example, we can write the product of the i th row R_i of a matrix $A = [a_{ij}]_{m \times n}$ and the j^{th} column C_j of a matrix $B = [b_{ij}]_{n \times r}$ as

$$R_i \cdot C_j = \sum_{k=1}^n a_{ik} b_{kj}$$

Again, the reader is encouraged to write out the sum and compare it to Definition 8.9. Our next example gives us practice with this new notation.

EXAMPLE 9.2.1.

1. Find the following sums.

$$(a) \sum_{k=1}^4 \frac{13}{100^k}$$

$$(b) \sum_{n=0}^4 \frac{n!}{2}$$

$$(c) \sum_{n=1}^5 \frac{(-1)^{n+1}}{n} (x-1)^n$$

2. Write the following sums using summation notation.

$$(a) 1 + 3 + 5 + \dots + 117$$

$$(b) 1 - \frac{1}{2} + \frac{1}{3} - \frac{1}{4} + \dots + \frac{1}{117}$$

$$(c) 0.9 + 0.09 + 0.009 + \dots \underbrace{0.0 \dots 09}_{n-1 \text{ zeros}}$$

SOLUTION.

1. (a) We substitute $k = 1$ into the formula $\frac{13}{100^k}$ and add successive terms until we reach $k = 4$.

$$\begin{aligned} \sum_{k=1}^4 \frac{13}{100^k} &= \frac{13}{100^1} + \frac{13}{100^2} + \frac{13}{100^3} + \frac{13}{100^4} \\ &= 0.13 + 0.0013 + 0.000013 + 0.00000013 \\ &= 0.13131313 \end{aligned}$$

- (b) Proceeding as in (a), we replace every occurrence of n with the values 0 through 4. We recall the factorials, $n!$ as defined in number Example 9.1.1, number 6 and get:

$$\begin{aligned} \sum_{n=0}^4 \frac{n!}{2} &= \frac{0!}{2} + \frac{1!}{2} + \frac{2!}{2} + \frac{3!}{2} + \frac{4!}{2} \\ &= \frac{1}{2} + \frac{1}{2} + \frac{2 \cdot 1}{2} + \frac{3 \cdot 2 \cdot 1}{2} + \frac{4 \cdot 3 \cdot 2 \cdot 1}{2} \\ &= \frac{1}{2} + \frac{1}{2} + 1 + 3 + 12 \\ &= 17 \end{aligned}$$

- (c) We proceed as before, replacing the index n , but *not* the variable x , with the values 1 through 5 and adding the resulting terms.

$$\begin{aligned} \sum_{n=1}^5 \frac{(-1)^{n+1}}{n} (x-1)^n &= \frac{(-1)^{1+1}}{1} (x-1)^1 + \frac{(-1)^{2+1}}{2} (x-1)^2 + \frac{(-1)^{3+1}}{3} (x-1)^3 \\ &\quad + \frac{(-1)^{4+1}}{4} (x-1)^4 + \frac{(-1)^{5+1}}{5} (x-1)^5 \\ &= (x-1) - \frac{(x-1)^2}{2} + \frac{(x-1)^3}{3} - \frac{(x-1)^4}{4} + \frac{(x-1)^5}{5} \end{aligned}$$

2. The key to writing these sums with summation notation is to find the pattern of the terms. To that end, we make good use of the techniques presented in Section 9.1.

- (a) The terms of the sum 1, 3, 5, etc., form an arithmetic sequence with first term $a = 1$ and common difference $d = 2$. We get a formula for the n th term of the sequence using Equation 9.1 to get $a_n = 1 + (n-1)2 = 2n-1$, $n \geq 1$. At this stage, we have the formula for the terms, namely $2n-1$, and the lower limit of the summation, $n = 1$. To finish the problem, we need to determine the upper limit of the summation. In other words, we need to determine which value of n produces the term 117. Setting $a_n = 117$, we get $2n-1 = 117$ or $n = 59$. Our final answer is

$$1 + 3 + 5 + \dots + 117 = \sum_{n=1}^{59} (2n-1)$$

- (b) We rewrite all of the terms as fractions, the subtraction as addition, and associate the negatives ‘-’ with the numerators to get

$$\frac{1}{1} + \frac{-1}{2} + \frac{1}{3} + \frac{-1}{4} + \dots + \frac{1}{117}$$

The numerators, 1, -1, etc. can be described by the geometric sequence¹ $c_n = (-1)^{n-1}$ for $n \geq 1$, while the denominators are given by the arithmetic sequence² $d_n = n$ for $n \geq 1$. Hence, we get the formula $a_n = \frac{(-1)^{n-1}}{n}$ for our terms, and we find the lower and upper limits of summation to be $n = 1$ and $n = 117$, respectively. Thus

$$1 - \frac{1}{2} + \frac{1}{3} - \frac{1}{4} + \dots + \frac{1}{117} = \sum_{n=1}^{117} \frac{(-1)^{n-1}}{n}$$

- (c) Thanks to Example 9.1.3, we know that one formula for the n^{th} term is $a_n = \frac{9}{10^n}$ for $n \geq 1$. This gives us a formula for the summation as well as a lower limit of summation. To determine the upper limit of summation, we note that to produce the $n-1$ zeros to the right of the decimal point before the 9, we need a denominator of 10^n . Hence, n is

¹This is indeed a geometric sequence with first term $a = 1$ and common ratio $r = -1$.

²It is an arithmetic sequence with first term $a = 1$ and common difference $d = 1$.

the upper limit of summation. Since n is used in the limits of the summation, we need to choose a different letter for the index of summation.³ We choose k and get

$$0.9 + 0.09 + 0.009 + \dots + \underbrace{0.\underbrace{0\cdots 0}_n 9}_{n-1 \text{ zeros}} = \sum_{k=1}^n \frac{9}{10^k}$$

□

The following theorem presents some general properties of summation notation. While we shall not have much need of these properties in Algebra, they do play a great role in Calculus. Moreover, there is much to be learned by thinking about why the properties hold. We invite the reader to prove these results. To get started, remember, “When in doubt, write it out!”

THEOREM 9.1. Properties of Summation Notation: Suppose $\{a_n\}$ and $\{b_n\}$ are sequences so that the following sums are defined.

- $\sum_{n=m}^p (a_n \pm b_n) = \sum_{n=m}^p a_n \pm \sum_{n=m}^p b_n$
- $\sum_{n=m}^p c a_n = c \sum_{n=m}^p a_n$, for any real number c .
- $\sum_{n=m}^p a_n = \sum_{n=m}^j a_n + \sum_{n=j+1}^p a_n$, for any natural number $m \leq j < j+1 \leq p$.
- $\sum_{n=m}^p a_n = \sum_{n=m+r}^{p+r} a_{n-r}$, for any whole number r .

We now turn our attention to the sums involving arithmetic and geometric sequences. Given an arithmetic sequence $a_k = a + (k-1)d$ for $k \geq 1$, we let S denote the sum of the first n terms. To derive a formula for S , we write it out in two different ways

$$\begin{aligned} S &= a + (a+d) + \dots + (a+(n-2)d) + (a+(n-1)d) \\ S &= (a+(n-1)d) + (a+(n-2)d) + \dots + (a+d) + a \end{aligned}$$

If we add these two equations and combine the terms which are aligned vertically, we get

$$2S = (2a + (n-1)d) + (2a + (n-1)d) + \dots + (2a + (n-1)d) + (2a + (n-1)d)$$

The right hand side of this equation contains n terms, all of which are equal to $(2a + (n-1)d)$ so we get $2S = n(2a + (n-1)d)$. Dividing both sides of this equation by 2, we obtain the formula

$$S = \frac{n}{2}(2a + (n-1)d)$$

³To see why, try writing the summation using ‘ n ’ as the index.

If we rewrite the quantity $2a + (n - 1)d$ as $a + (a + (n - 1)d) = a_1 + a_n$, we get the formula

$$S = n \left(\frac{a_1 + a_n}{2} \right)$$

A helpful way to remember this last formula is to recognize that we have expressed the sum as the product of the number of terms n and the *average* of the first and n^{th} terms.

To derive the formula for the geometric sum, we start with a geometric sequence $a_k = ar^{k-1}$, $k \geq 1$, and let S once again denote the sum of the first n terms. Comparing S and rS , we get

$$\begin{aligned} S &= a + ar + ar^2 + \dots + ar^{n-2} + ar^{n-1} \\ rS &= \quad \quad ar + ar^2 + \dots + ar^{n-2} + ar^{n-1} + ar^n \end{aligned}$$

Subtracting the second equation from the first forces all of the terms except a and ar^n to cancel out and we get $S - rS = a - ar^n$. Factoring, we get $S(1 - r) = a(1 - r^n)$. Assuming $r \neq 1$, we can divide both sides by the quantity $(1 - r)$ to obtain

$$S = a \left(\frac{1 - r^n}{1 - r} \right)$$

If we distribute a through the numerator, we get $a - ar^n = a_1 - a_{n+1}$ which yields the formula

$$S = \frac{a_1 - a_{n+1}}{1 - r}$$

In the case when $r = 1$, we get the formula

$$S = \underbrace{a + a + \dots + a}_{n \text{ times}} = na$$

Our results are summarized below.

EQUATION 9.2. Sums of Arithmetic and Geometric Sequences:

- The sum S of the first n terms of an arithmetic sequence $a_k = a + (k - 1)d$ for $k \geq 1$ is

$$S = \sum_{k=1}^n a_k = n \left(\frac{a_1 + a_n}{2} \right) = \frac{n}{2}(2a + (n - 1)d)$$

- The sum S of the first n terms of a geometric sequence $a_k = ar^{k-1}$ for $k \geq 1$ is

1. $S = \sum_{k=1}^n a_k = \frac{a_1 - a_{n+1}}{1 - r} = a \left(\frac{1 - r^n}{1 - r} \right)$, if $r \neq 1$.

2. $S = \sum_{k=1}^n a_k = \sum_{k=1}^n a = na$, if $r = 1$.

While we have made an honest effort to derive the formulas in Equation 9.2, formal proofs require the machinery in Section 9.3. An application of the arithmetic sum formula which proves useful in Calculus results in formula for the sum of the first n natural numbers. The natural numbers themselves are a sequence⁴ 1, 2, 3, ... which is arithmetic with $a = d = 1$. Applying Equation 9.2,

$$1 + 2 + 3 + \dots + n = \frac{n(n+1)}{2}$$

So, for example, the sum of the first 100 natural numbers is $\frac{100(101)}{2} = 5050$.⁵

An important application of the geometric sum formula is the investment plan called an **annuity**. Annuities differ from the kind of investments we studied in Section 6.5 in that payments are deposited into the account on an on-going basis, and this complicates the mathematics a little.⁶ Suppose you have an account with annual interest rate r which is compounded n times per year. We let $i = \frac{r}{n}$ denote the interest rate per period. Suppose we wish to make ongoing deposits of P dollars at the *end* of each compounding period. Let A_k denote the amount in the account after k compounding periods. Then $A_1 = P$, because we have made our first deposit at the *end* of the first compounding period and no interest has been earned. During the second compounding period, we earn interest on A_1 so that our initial investment has grown to $A_1(1+i) = P(1+i)$ in accordance with Equation 6.1. When we add our second payment at the end of the second period, we get

$$A_2 = A_1(1+i) + P = P(1+i) + P = P(1+i) \left(1 + \frac{1}{1+i}\right)$$

The reason for factoring out the $P(1+i)$ will become apparent in short order. During the third compounding period, we earn interest on A_2 which then grows to $A_2(1+i)$. We add our third payment at the end of the third compounding period to obtain

$$A_3 = A_2(1+i) + P = P(1+i) \left(1 + \frac{1}{1+i}\right) (1+i) + P = P(1+i)^2 \left(1 + \frac{1}{1+i} + \frac{1}{(1+i)^2}\right)$$

During the fourth compounding period, A_3 grows to $A_3(1+i)$, and when we add the fourth payment, we factor out $P(1+i)^3$ to get

$$A_4 = P(1+i)^3 \left(1 + \frac{1}{1+i} + \frac{1}{(1+i)^2} + \frac{1}{(1+i)^3}\right)$$

This pattern continues so that at the end of the k th compounding, we get

$$A_k = P(1+i)^{k-1} \left(1 + \frac{1}{1+i} + \frac{1}{(1+i)^2} + \dots + \frac{1}{(1+i)^{k-1}}\right)$$

⁴This is the identity function on the natural numbers!

⁵There is an interesting anecdote which says that the famous mathematician [Carl Friedrich Gauss](#) was given this problem in primary school and devised a very clever solution.

⁶The reader may wish to re-read the discussion on compound interest in Section 6.5 before proceeding.

The sum in the parentheses above is the sum of the first k terms of a geometric sequence with $a = 1$ and $r = \frac{1}{1+i}$. Using Equation 9.2, we get

$$1 + \frac{1}{1+i} + \frac{1}{(1+i)^2} + \cdots + \frac{1}{(1+i)^{k-1}} = 1 \left(\frac{1 - \frac{1}{(1+i)^k}}{1 - \frac{1}{1+i}} \right) = \frac{(1+i)(1 - (1+i)^{-k})}{i}$$

Hence, we get

$$A_k = P(1+i)^{k-1} \left(\frac{(1+i)(1 - (1+i)^{-k})}{i} \right) = \frac{P((1+i)^k - 1)}{i}$$

If we let t be the number of years this investment strategy is followed, then $k = nt$, and we get the formula for the future value of an **ordinary annuity**.

EQUATION 9.3. Future Value of an Ordinary Annuity: Suppose an annuity offers an annual interest rate r compounded n times per year. Let $i = \frac{r}{n}$ be the interest rate per compounding period. If a deposit P is made at the end of each compounding period, the amount A in the account after t years is given by

$$A = \frac{P((1+i)^{nt} - 1)}{i}$$

The reader is encouraged to substitute $i = \frac{r}{n}$ into Equation 9.3 and simplify. Some familiar equations arise which are cause for pause and meditation. One last note: if the deposit P is made at the *beginning* of the compounding period instead of at the end, the annuity is called an **annuity-due**. We leave the derivation of the formula for the future value of an annuity-due as an exercise for the reader.

EXAMPLE 9.2.2. An ordinary annuity offers a 6% annual interest rate, compounded monthly.

1. If monthly payments of \$50 are made, find the value of the annuity in 30 years.
2. How many years will it take for the annuity to grow to \$100,000?

SOLUTION.

1. We have $r = 0.06$ and $n = 12$ so that $i = \frac{r}{n} = \frac{0.06}{12} = 0.005$. With $P = 50$ and $t = 30$,

$$A = \frac{50((1+0.005)^{(12)(30)} - 1)}{0.005} \approx 50225.75$$

Our final answer is \$50,225.75.

2. To find how long it will take for the annuity to grow to \$100,000, we set $A = 100000$ and solve for t . We isolate the exponential and take the natural logarithm of both sides of the equation.

$$\begin{aligned} 100000 &= \frac{50 \left((1 + 0.005)^{12t} - 1 \right)}{0.005} \\ 10 &= (1.005)^{12t} - 1 \\ (1.005)^{12t} &= 11 \\ \ln \left((1.005)^{12t} \right) &= \ln(11) \\ 12t \ln(1.005) &= \ln(11) \\ t &= \frac{\ln(11)}{12 \ln(1.005)} \approx 40.06 \end{aligned}$$

This means that it takes just over 40 years for the investment to grow to \$100,000. Comparing this with our answer to part 1, we see that in just 10 additional years, the value of the annuity nearly doubles. This is a lesson worth remembering. \square

We close this section with a peek into Calculus by considering *infinite* sums, called **series**. Consider the number $0.\bar{9}$. We can write this number as

$$0.\bar{9} = 0.9999\dots = 0.9 + 0.09 + 0.009 + 0.0009 + \dots$$

From Example 9.2.1, we know we can write the sum of the first n of these terms as

$$0.\underbrace{9\dots9}_{n \text{ nines}} = .9 + 0.09 + 0.009 + \dots + 0.\underbrace{0\dots09}_{n-1 \text{ zeros}} = \sum_{k=1}^n \frac{9}{10^k}$$

Using Equation 9.2, we have

$$\sum_{k=1}^n \frac{9}{10^k} = \frac{9}{10} \left(\frac{1 - \frac{1}{10^{n+1}}}{1 - \frac{1}{10}} \right) = 1 - \frac{1}{10^{n+1}}$$

It stands to reason that $0.\bar{9}$ is the same value of $1 - \frac{1}{10^{n+1}}$ as $n \rightarrow \infty$. Our knowledge of exponential expressions from Section 6.1 tells us that $\frac{1}{10^{n+1}} \rightarrow 0$ as $n \rightarrow \infty$, so $1 - \frac{1}{10^{n+1}} \rightarrow 1$. We have just argued that $0.\bar{9} = 1$, which may cause some distress for some readers.⁷ Any non-terminating decimal can be thought of as an infinite sum whose denominators are the powers of 10, so the phenomenon of adding up infinitely many terms and arriving at a finite number is not as foreign of a concept as it may appear. We end this section with a theorem concerning geometric series.

⁷To make this more palatable, it is usually accepted that $0.\bar{3} = \frac{1}{3}$ so that $0.\bar{9} = 3(0.\bar{3}) = 3\left(\frac{1}{3}\right) = 1$. Feel better?

THEOREM 9.2. Geometric Series: Given the sequence $a_k = ar^{k-1}$ for $k \geq 1$, where $|r| < 1$,

$$a + ar + ar^2 + \dots = \sum_{k=1}^{\infty} ar^{k-1} = \frac{a}{1-r}$$

If $|r| \geq 1$, the sum $a + ar + ar^2 + \dots$ is not defined.

The justification of the result in Theorem 9.2 comes from taking the formula in Equation 9.2 for the sum of the first n terms of a geometric sequence and examining the formula as $n \rightarrow \infty$. Assuming $|r| < 1$ means $-1 < r < 1$, so $r^n \rightarrow 0$ as $n \rightarrow \infty$. Hence as $n \rightarrow \infty$,

$$\sum_{k=1}^n ar^{k-1} = a \left(\frac{1-r^n}{1-r} \right) \rightarrow \frac{a}{1-r}$$

As to what goes wrong when $|r| \geq 1$, we leave that to Calculus as well, but will explore some cases in the exercises.

9.2.1 EXERCISES

1. Find the following sums.

$$\begin{array}{llll} \text{(a)} \sum_{g=4}^9 (5g + 3) & \text{(c)} \sum_{j=0}^5 2^j & \text{(e)} \sum_{i=1}^4 \frac{1}{4}(i^2 + 1) & \text{(g)} \sum_{n=1}^5 \frac{(n+1)!}{n!} \\ \text{(b)} \sum_{k=3}^8 \frac{1}{k} & \text{(d)} \sum_{k=0}^2 (3k - 5)x^k & \text{(f)} \sum_{n=1}^{100} (-1)^n & \text{(h)} \sum_{j=1}^3 \frac{5!}{j!(5-j)!} \end{array}$$

2. Rewrite the sum using summation notation.

$$\begin{array}{ll} \text{(a)} 8 + 11 + 14 + 17 + 20 & \text{(e)} 2 + \frac{3}{2} + \frac{4}{3} + \frac{5}{4} + \frac{6}{5} \\ \text{(b)} 1 - 2 + 3 - 4 + 5 - 6 + 7 - 8 & \text{(f)} -\ln(3) + \ln(4) - \ln(5) + \cdots + \ln(20) \\ \text{(c)} x - \frac{x^3}{3} + \frac{x^5}{5} - \frac{x^7}{7} & \text{(g)} 1 - \frac{1}{4} + \frac{1}{9} - \frac{1}{16} + \frac{1}{25} - \frac{1}{36} \\ \text{(d)} 1 + 2 + 4 + \cdots + 2^{29} & \text{(h)} \frac{1}{2}(x-5) + \frac{1}{4}(x-5)^2 + \frac{1}{6}(x-5)^3 + \frac{1}{8}(x-5)^4 \end{array}$$

3. Find the sum of the first 10 terms of the following sequences.

$$\text{(a)} a_n = 3 + 5n \qquad \text{(b)} b_n = \left(\frac{1}{2}\right)^n \qquad \text{(c)} c_n = -2n + \left(\frac{5}{3}\right)^n$$

4. Express the following repeating decimals as a fraction of integers.

$$\text{(a)} 0.\overline{7} \qquad \text{(b)} 0.\overline{13} \qquad \text{(c)} 10.\overline{159} \qquad \text{(d)} -5.\overline{867}$$

5. If monthly payments of \$300 are made to an ordinary annuity with an APR of 2.5% compounded monthly what is the value of the annuity after 17 years?

6. Prove the properties listed in Theorem 9.1.

7. Show that the formula for the future value of an annuity due is

$$A = P(1+i) \left[\frac{(1+i)^{nt} - 1}{i} \right]$$

8. Discuss with your classmates the problems which arise in trying to find the sum of the following geometric series. When in doubt, write them out!

$$\text{(a)} \sum_{k=1}^{\infty} 2^{k-1} \qquad \text{(b)} \sum_{k=1}^{\infty} (1.0001)^{k-1} \qquad \text{(c)} \sum_{k=1}^{\infty} (-1)^{k-1}$$

9.2.2 ANSWERS

1. (a) 213 (c) 63 (e) $\frac{17}{2}$ (g) 20
 (b) $\frac{341}{280}$ (d) $-5 - 2x + x^2$ (f) 0 (h) 25
2. (a) $\sum_{k=1}^5 (3k + 5)$ (e) $\sum_{k=1}^5 \frac{k+1}{k}$
 (b) $\sum_{k=1}^8 (-1)^{k-1} k$ (f) $\sum_{k=3}^{20} (-1)^k \ln(k)$
 (c) $\sum_{k=1}^4 (-1)^{k-1} \frac{x}{2k-1}$ (g) $\sum_{k=1}^6 \frac{(-1)^{k-1}}{k^2}$
 (d) $\sum_{k=1}^{29} 2^{k-1}$ (h) $\sum_{k=1}^4 \frac{1}{2k} (x-5)^k$
3. (a) 305 (b) $\frac{1023}{1024}$ (c) $\frac{17771050}{59049}$
4. (a) $\frac{7}{9}$ (c) $\frac{3383}{333}$
 (b) $\frac{13}{99}$ (d) $-\frac{5809}{990}$
5. \$76,163.67

9.3 MATHEMATICAL INDUCTION

The Chinese philosopher [Confucius](#) is credited with the saying, “A journey of a thousand miles begins with a single step.” In many ways, this is the central theme of this section. Here we introduce a method of proof, Mathematical Induction, which allows us to *prove* many of the formulas we have merely *motivated* in Sections 9.1 and 9.2 by starting with just a single step. A good example is the formula for arithmetic sequences we touted in Equation 9.1. Arithmetic sequences are defined recursively, starting with $a_1 = a$ and then $a_{n+1} = a_n + d$ for $n \geq 1$. This tells us that we start the sequence with a and we go from one term to the next by successively adding d . In symbols,

$$a, a + d, a + 2d, a + 3d, a + 4d + \dots$$

The pattern *suggested* here is that to reach the n th term, we start with a and add d to it exactly $n - 1$ times, which lead us to our formula $a_n = a + (n - 1)d$ for $n \geq 1$. But how do we *prove* this to be the case? We have the following.

The Principle of Mathematical Induction (PMI): Suppose $P(n)$ is a sentence involving the natural number n .

IF

1. $P(1)$ is true **and**
2. whenever $P(k)$ is true, it follows that $P(k + 1)$ is also true

THEN the sentence $P(n)$ is true for all natural numbers n .

The Principle of Mathematical Induction, or PMI for short, is exactly that - a principle.¹ It is a property of the natural numbers we either choose to accept or reject. In English, it says that if we want to prove that a formula works for all natural numbers n , we start by showing it is true for $n = 1$ (the ‘**base step**’) and then show that if it is true for a generic natural number k , it must be true for the next natural number, $k + 1$ (the ‘**inductive step**’). The notation $P(n)$ acts just like function notation. For example, if $P(n)$ is the sentence (formula) ‘ $n^2 + 1 = 3$ ’, then $P(1)$ would be ‘ $1^2 + 1 = 3$ ’, which is false. The construction $P(k + 1)$ would be ‘ $(k + 1)^2 + 1 = 3$ ’. As usual, this new concept is best illustrated with an example. Returning to our quest to prove the formula for an arithmetic sequence, we first identify $P(n)$ as the formula $a_n = a + (n - 1)d$. To prove this formula is valid for all natural numbers n , we need to do two things. First, we need to establish that $P(1)$ is true. In other words, is it true that $a_1 = a + (1 - 1)d$? The answer is yes, since this simplifies to $a_1 = a$, which is part of the definition of the arithmetic sequence. The second thing we need to show is that whenever $P(k)$ is true, it follows that $P(k + 1)$ is true. In other words, we *assume* $P(k)$ is true (this is called the ‘**induction hypothesis**’) and *deduce* that $P(k + 1)$ is also true. Assuming $P(k)$ to be true seems to invite disaster - after all, isn’t this essentially what we’re trying to prove in the first place? To help explain this step a little better, we show how this works for specific values of n . We’ve already established $P(1)$ is true, and we now want to show that $P(2)$

¹Another word for this you may have seen is ‘axiom.’

is true. Thus we need to show that $a_2 = a + (2-1)d$. Since $P(1)$ is true, we have $a_1 = a$, and by the definition of an arithmetic sequence, $a_2 = a_1 + d = a + d = a + (2-1)d$. So $P(2)$ is true. We now use the fact that $P(2)$ is true to show that $P(3)$ is true. Using the fact that $a_2 = a + (2-1)d$, we show $a_3 = a + (3-1)d$. Since $a_3 = a_2 + d$, we get $a_3 = (a + (2-1)d) + d = a + 2d = a + (3-1)d$, so we have shown $P(3)$ is true. Similarly, we can use the fact that $P(3)$ is true to show that $P(4)$ is true, and so forth. In general, if $P(k)$ is true (i.e., $a_k = a + (k-1)d$) we set out to show that $P(k+1)$ is true (i.e., $a_{k+1} = a + ((k+1)-1)d$). Assuming $a_k = a + (k-1)d$, we have by the definition of an arithmetic sequence that $a_{k+1} = a_k + d$ so we get $a_{k+1} = (a + (k-1)d) + d = a + kd = a + ((k+1)-1)d$. Hence, $P(k+1)$ is true.

In essence, by showing that $P(k+1)$ must always be true when $P(k)$ is true, we are showing that the formula $P(1)$ can be used to get the formula $P(2)$, which in turn can be used to derive the formula $P(3)$, which in turn can be used to establish the formula $P(4)$, and so on. Thus as long as $P(k)$ is true for some natural number k , $P(n)$ is true for all of the natural numbers n which follow k . Coupling this with the fact $P(1)$ is true, we have established $P(k)$ is true for all natural numbers which follow $n = 1$, in other words, all natural numbers n . One might liken Mathematical Induction to a repetitive process like climbing stairs.² If you are sure that (1) you can get on the stairs (the base case) and (2) you can climb from any one step to the next step (the inductive step), then presumably you can climb the entire staircase.³ We get some more practice with induction in the following example.

EXAMPLE 9.3.1. Prove the following assertions using the Principle of Mathematical Induction.

1. The sum formula for arithmetic sequences: $\sum_{j=1}^n (a + (j-1)d) = \frac{n}{2}(2a + (n-1)d)$.
2. For a complex number z , $(\bar{z})^n = \overline{z^n}$ for $n \geq 1$.
3. $3^n > 100n$ for $n > 5$.
4. Let A be an $n \times n$ matrix and let A' be the matrix obtained by replacing a row R of A with cR for some real number c . Use the definition of determinant to show $\det(A') = c \det(A)$.

SOLUTION.

1. We set $P(n)$ to be the equation we are asked to prove. For $n = 1$, we compare both sides of the equation given in $P(n)$

$$\begin{aligned} \sum_{j=1}^1 (a + (j-1)d) &\stackrel{?}{=} \frac{1}{2}(2a + (1-1)d) \\ a + (1-1)d &\stackrel{?}{=} \frac{1}{2}(2a) \\ a &= a \checkmark \end{aligned}$$

²Falling dominoes is the most widely used metaphor in the mainstream College Algebra books.

³This is how Carl climbed the stairs in the Cologne Cathedral. Well, that, and encouragement from Kai.

This shows the base case $P(1)$ is true. Next we assume $P(k)$ is true, that is, we assume

$$\sum_{j=1}^k (a + (j-1)d) = \frac{k}{2}(2a + (k-1)d)$$

and attempt to use this to show $P(k+1)$ is true. Namely, we must show

$$\sum_{j=1}^{k+1} (a + (j-1)d) = \frac{k+1}{2}(2a + (k+1-1)d)$$

To see how we can use $P(k)$ in this case to prove $P(k+1)$, we note that the sum in $P(k+1)$ is the sum of the first $k+1$ terms of the sequence $a_k = a + (k-1)d$ for $k \geq 1$ while the sum in $P(k)$ is the sum of the first k terms. We compare both side of the equation in $P(k+1)$.

$$\begin{aligned} \underbrace{\sum_{j=1}^{k+1} (a + (j-1)d)}_{\text{summing the first } k+1 \text{ terms}} & \stackrel{?}{=} \frac{k+1}{2}(2a + (k+1-1)d) \\ \underbrace{\sum_{j=1}^k (a + (j-1)d)}_{\text{summing the first } k \text{ terms}} + \underbrace{(a + (k+1-1)d)}_{\text{adding the } (k+1)\text{st term}} & \stackrel{?}{=} \frac{k+1}{2}(2a + kd) \\ \underbrace{\frac{k}{2}(2a + (k-1)d) + (a + kd)}_{\text{Using } P(k)} & \stackrel{?}{=} \frac{(k+1)(2a + kd)}{2} \\ \frac{k(2a + (k-1)d) + 2(a + kd)}{2} & \stackrel{?}{=} \frac{2ka + k^2d + 2a + kd}{2} \\ \frac{2ka + 2a + k^2d + kd}{2} & = \frac{2ka + 2a + k^2d + kd}{2} \checkmark \end{aligned}$$

Since all of our steps on both sides of the string of equations are reversible, we conclude that the two sides of the equation are equivalent and hence, $P(k+1)$ is true. By the Principle of Mathematical Induction, we have that $P(n)$ is true for all natural numbers n .

2. We let $P(n)$ be the formula $(\bar{z})^n = \overline{z^n}$. The base case $P(1)$ is $(\bar{z})^1 = \overline{z^1}$, which reduces to $\bar{z} = \bar{z}$ which is true. We now assume $P(k)$ is true, that is, we assume $(\bar{z})^k = \overline{z^k}$ and attempt to show that $P(k+1)$ is true. Since $(\bar{z})^{k+1} = (\bar{z})^k \bar{z}$, we can use the induction hypothesis and

write $(\bar{z})^k = \overline{z^k}$. Hence, $(\bar{z})^{k+1} = (\bar{z})^k \bar{z} = \overline{z^k} \bar{z}$. We now use the product rule for conjugates⁴ to write $\overline{z^k \bar{z}} = \overline{z^k} \overline{\bar{z}} = \overline{z^k} z = \overline{z^{k+1}}$. This establishes $(\bar{z})^{k+1} = \overline{z^{k+1}}$, so that $P(k+1)$ is true. Hence, by the Principle of Mathematical Induction, $(\bar{z})^n = \overline{z^n}$ for all $n \geq 1$.

3. The first wrinkle we encounter in this problem is that we are asked to prove this formula for $n > 5$ instead of $n \geq 1$. Since n is a natural number, this means our base step occurs at $n = 6$. We can still use the PMI in this case, but our conclusion will be that the formula is valid for all $n \geq 6$. We let $P(n)$ be the inequality $3^n > 100n$, and check that $P(6)$ is true. Comparing $3^6 = 729$ and $100(6) = 600$, we see $3^6 > 100(6)$ as required. Next, we assume that $P(k)$ is true, that is we assume $3^k > 100k$. We need to show that $P(k+1)$ is true, that is, we need to show $3^{k+1} > 100(k+1)$. Since $3^{k+1} = 3 \cdot 3^k$, the induction hypothesis gives $3^{k+1} = 3 \cdot 3^k > 3(100k) = 300k$. We are done if we can show $300k > 100(k+1)$ for $k \geq 6$. Solving $300k > 100(k+1)$ we get $k > \frac{1}{2}$. Since $k \geq 6$, we know this is true. Putting all of this together, we have $3^{k+1} = 3 \cdot 3^k > 3(100k) = 300k > 100(k+1)$, and hence $P(k+1)$ is true. By induction, $3^n > 100n$ for all $n \geq 6$.
4. To prove this determinant property, we use induction on n , where we take $P(n)$ to be that the property we wish to prove is true for all $n \times n$ matrices. For the base case, we note that if A is a 1×1 matrix, then $A = [a]$ so $A' = [ca]$. By definition, $\det(A) = a$ and $\det(A') = ca$ so we have $\det(A') = c \det(A)$ as required. Now suppose that the property we wish to prove is true for all $k \times k$ matrices. Let A be a $(k+1) \times (k+1)$ matrix. We have two cases, depending on whether or not the row R being replaced is the first row of A .

CASE 1: The row R being replaced is the first row of A . By definition,

$$\det(A') = \sum_{p=1}^n a'_{1p} C'_{1p}$$

where the $1p$ cofactor of A' is $C'_{1p} = (-1)^{(1+p)} \det(A'_{1p})$ and A'_{1p} is the $k \times k$ matrix obtained by deleting the 1st row and p th column of A' .⁵ Since the first row of A' is c times the first row of A , we have $a'_{1p} = c a_{1p}$. In addition, since the remaining rows of A' are identical to those of A , $A'_{1p} = A_{1p}$. (To obtain these matrices, the first row of A' is removed.) Hence $\det(A'_{1p}) = \det(A_{1p})$, so that $C'_{1p} = C_{1p}$. As a result, we get

$$\det(A') = \sum_{p=1}^n a'_{1p} C'_{1p} = \sum_{p=1}^n c a_{1p} C_{1p} = c \sum_{p=1}^n a_{1p} C_{1p} = c \det(A),$$

as required. Hence, $P(k+1)$ is true in this case, which means the result is true in this case for all natural numbers $n \geq 1$. (You'll note that we did not use the induction hypothesis at all in this case. It is possible to restructure the proof so that induction is only used where

⁴See Exercise 6 in Section 3.4.

⁵See Section 8.5 for a review of this notation.

it is needed. While mathematically more elegant, it is less intuitive, and we stand by our approach because of its pedagogical value.)

CASE 2: The row R being replaced is not the first row of A . By definition,

$$\det(A') = \sum_{p=1}^n a'_{1p} C'_{1p},$$

where in this case, $a'_{1p} = a_{1p}$, since the first rows of A and A' are the same. The matrices A'_{1p} and A_{1p} , on the other hand, are different but in a very predictable way – the row in A'_{1p} which corresponds to the row cR in A' is exactly c times the row in A_{1p} which corresponds to the row R in A . In other words, A'_{1p} and A_{1p} are $k \times k$ matrices which satisfy the induction hypothesis. Hence, we know $\det(A'_{1p}) = c \det(A_{1p})$ and $C'_{1p} = c C_{1p}$. We get

$$\det(A') = \sum_{p=1}^n a'_{1p} C'_{1p} = \sum_{p=1}^n a_{1p} c C_{1p} = c \sum_{p=1}^n a_{1p} C_{1p} = c \det(A),$$

which establishes $P(k+1)$ to be true. Hence by induction, we have shown that the result holds in this case for $n \geq 1$ and we are done. \square

While we have used the Principle of Mathematical Induction to prove some of the formulas we have merely motivated in the text, our main use of this result comes in Section 9.4 to prove the celebrated Binomial Theorem. The ardent Mathematics student will no doubt see the PMI in many courses yet to come. Sometimes it is explicitly stated and sometimes it remains hidden in the background. If ever you see a property stated as being true ‘for all natural numbers n ’, it’s a solid bet that the formal proof requires the Principle of Mathematical Induction.

9.3.1 EXERCISES

1. Prove the following assertions using the Principle of Mathematical Induction.

$$(a) \sum_{j=1}^n j^2 = \frac{n(n+1)(2n+1)}{6}$$

$$(b) \sum_{j=1}^n j^3 = \frac{n^2(n+1)^2}{4}$$

$$(c) 2^n > 500n \text{ for } n > 12$$

$$(d) 3^n \geq n^3 \text{ for } n \geq 4$$

$$(e) \text{ Use the Product Rule for Absolute Value to show } |x^n| = |x|^n \text{ for all real numbers } x \text{ and all natural numbers } n \geq 1$$

$$(f) \text{ Use the Product Rule for Logarithms to show } \log(x^n) = n \log(x) \text{ for all real numbers } x > 0 \text{ and all natural numbers } n \geq 1.$$

$$(g) \begin{bmatrix} a & 0 \\ 0 & b \end{bmatrix}^n = \begin{bmatrix} a^n & 0 \\ 0 & b^n \end{bmatrix} \text{ for } n \geq 1.$$

2. Prove Equations 9.1 and 9.2 for the case of geometric sequences. That is:

$$(a) \text{ For the sequence } a_1 = a, a_{n+1} = ra_n, n \geq 1, \text{ prove } a_n = ar^{n-1}, n \geq 1.$$

$$(b) \sum_{j=1}^n ar^{j-1} = a \left(\frac{1-r^n}{1-r} \right), \text{ if } r \neq 1, \sum_{j=1}^n ar^{j-1} = na, \text{ if } r = 1.$$

3. Prove that the determinant of a lower triangular matrix is the product of the entries on the main diagonal. (See Exercise 5 in Section 8.3.) Use this result to then show $\det(I_n) = 1$ where I_n is the $n \times n$ identity matrix.
4. Discuss the classic ‘paradox’ [All Horses are the Same Color](#) problem with your classmates.

9.3.2 SELECTED ANSWERS

1. (a) Let $P(n)$ be the sentence $\sum_{j=1}^n j^2 = \frac{n(n+1)(2n+1)}{6}$. For the base case, $n = 1$, we get
- $$\sum_{j=1}^1 j^2 \stackrel{?}{=} \frac{(1)(1+1)(2(1)+1)}{6}$$
- $$1^2 = 1 \checkmark$$

We now assume $P(k)$ is true and use it to show $P(k+1)$ is true. We have

$$\begin{aligned} \sum_{j=1}^{k+1} j^2 &\stackrel{?}{=} \frac{(k+1)((k+1)+1)(2(k+1)+1)}{6} \\ \sum_{j=1}^k j^2 + (k+1)^2 &\stackrel{?}{=} \frac{(k+1)(k+2)(2k+3)}{6} \\ \underbrace{\frac{k(k+1)(2k+1)}{6}}_{\text{Using } P(k)} + (k+1)^2 &\stackrel{?}{=} \frac{(k+1)(k+2)(2k+3)}{6} \\ \frac{k(k+1)(2k+1)}{6} + \frac{6(k+1)^2}{6} &\stackrel{?}{=} \frac{(k+1)(k+2)(2k+3)}{6} \\ \frac{k(k+1)(2k+1) + 6(k+1)^2}{6} &\stackrel{?}{=} \frac{(k+1)(k+2)(2k+3)}{6} \\ \frac{(k+1)(k(2k+1) + 6(k+1))}{6} &\stackrel{?}{=} \frac{(k+1)(k+2)(2k+3)}{6} \\ \frac{(k+1)(2k^2 + 7k + 6)}{6} &\stackrel{?}{=} \frac{(k+1)(k+2)(2k+3)}{6} \\ \frac{(k+1)(k+2)(2k+3)}{6} &= \frac{(k+1)(k+2)(2k+3)}{6} \checkmark \end{aligned}$$

By induction, $\sum_{j=1}^n j^2 = \frac{n(n+1)(2n+1)}{6}$ is true for all natural numbers $n \geq 1$.

- (d) Let $P(n)$ be the sentence $3^n > n^3$. Our base case is $n = 4$ and we check $3^4 = 81$ and $4^3 = 64$ so that $3^4 > 4^3$ as required. We now assume $P(k)$ is true, that is $3^k > k^3$, and try to show $P(k+1)$ is true. We note that $3^{k+1} = 3 \cdot 3^k > 3k^3$ and so we are done if we can show $3k^3 > (k+1)^3$ for $k \geq 4$. We can solve the inequality $3x^3 > (x+1)^3$ using the techniques of Section 5.3, and doing so gives us $x > \frac{1}{\sqrt[3]{3}-1} \approx 2.26$. Hence, for $k \geq 4$, $3^{k+1} = 3 \cdot 3^k > 3k^3 > (k+1)^3$ so that $3^{k+1} > (k+1)^3$. By induction, $3^n > n^3$ is true for all natural numbers $n \geq 4$.

- (f) Let $P(n)$ be the sentence $\log(x^n) = n \log(x)$. For the duration of this argument, we assume $x > 0$. The base case $P(1)$ amounts checking that $\log(x^1) = 1 \log(x)$ which is clearly true. Next we assume $P(k)$ is true, that is $\log(x^k) = k \log(x)$ and try to show $P(k+1)$ is true. Using the Product Rule for Logarithms along with the induction hypothesis, we get

$$\log(x^{k+1}) = \log(x^k \cdot x) = \log(x^k) + \log(x) = k \log(x) + \log(x) = (k+1) \log(x)$$

Hence, $\log(x^{k+1}) = (k+1) \log(x)$. By induction $\log(x^n) = n \log(x)$ is true for all $x > 0$ and all natural numbers $n \geq 1$.

3. Let A be an $n \times n$ lower triangular matrix. We proceed to prove the $\det(A)$ is the product of the entries along the main diagonal by inducting on n . For $n = 1$, $A = [a]$ and $\det(A) = a$, so the result is (trivially) true. Next suppose the result is true for $k \times k$ lower triangular matrices. Let A be a $(k+1) \times (k+1)$ lower triangular matrix. Expanding $\det(A)$ along the first row, we have

$$\det(A) = \sum_{p=1}^n a_{1p} C_{1p}$$

Since $a_{1p} = 0$ for $2 \leq p \leq k+1$, this simplifies $\det(A) = a_{11} C_{11}$. By definition, we know that $C_{11} = (-1)^{1+1} \det(A_{11}) = \det(A_{11})$ where A_{11} is $k \times k$ matrix obtained by deleting the first row and first column of A . Since A is lower triangular, so is A_{11} and, as such, the induction hypothesis applies to A_{11} . In other words, $\det(A_{11})$ is the product of the entries along A_{11} 's main diagonal. Now, the entries on the main diagonal of A_{11} are the entries $a_{22}, a_{33}, \dots, a_{(k+1)(k+1)}$ from the main diagonal of A . Hence,

$$\det(A) = a_{11} \det(A_{11}) = a_{11} (a_{22} a_{33} \cdots a_{(k+1)(k+1)}) = a_{11} a_{22} a_{33} \cdots a_{(k+1)(k+1)}$$

We have $\det(A)$ is the product of the entries along its main diagonal. This shows $P(k+1)$ is true, and, hence, by induction, the result holds for all $n \times n$ upper triangular matrices. The $n \times n$ identity matrix I_n is a lower triangular matrix whose main diagonal consists of all 1's. Hence, $\det(I_n) = 1$, as required.

9.4 THE BINOMIAL THEOREM

In this section, we aim to prove the celebrated **Binomial Theorem**. Simply stated, the Binomial Theorem is a formula for the expansion of quantities $(a+b)^n$ for natural numbers n . In Elementary and Intermediate Algebra, you should have seen specific instances of the formula, namely

$$\begin{aligned}(a+b)^1 &= a+b \\(a+b)^2 &= a^2+2ab+b^2 \\(a+b)^3 &= a^3+3a^2b+3ab^2+b^3\end{aligned}$$

If we wanted the expansion for $(a+b)^4$ we would write $(a+b)^4 = (a+b)(a+b)^3$ and use the formula that we have for $(a+b)^3$ to get $(a+b)^4 = (a+b)(a^3+3a^2b+3ab^2+b^3) = a^4+4a^3b+6a^2b^2+4ab^3+b^4$. Generalizing this a bit, we see that if we have a formula for $(a+b)^k$, we can obtain a formula for $(a+b)^{k+1}$ by rewriting the latter as $(a+b)^{k+1} = (a+b)(a+b)^k$. Clearly this means Mathematical Induction plays a major role in the proof of the Binomial Theorem.¹ Before we can state the theorem we need to revisit the sequence of factorials which were introduced in Example 9.1.1 number 6 in Section 9.1.

DEFINITION 9.4. Factorials: For a whole number n , **n factorial**, denoted $n!$, is the term f_n of the sequence $f_0 = 1$, $f_n = n \cdot f_{n-1}$, $n \geq 1$.

Recall this means $0! = 1$ and $n! = n(n-1)!$ for $n \geq 1$. Using the recursive definition, we get: $1! = 1 \cdot 0! = 1 \cdot 1 = 1$, $2! = 2 \cdot 1! = 2 \cdot 1 = 2$, $3! = 3 \cdot 2! = 3 \cdot 2 \cdot 1 = 6$ and $4! = 4 \cdot 3! = 4 \cdot 3 \cdot 2 \cdot 1 = 24$. Informally, $n! = n \cdot (n-1) \cdot (n-2) \cdots 2 \cdot 1$ with $0! = 1$ as our ‘base case.’ Our first example familiarizes us with some of the basic computations involving factorials.

EXAMPLE 9.4.1.

1. Simplify the following expressions.

$$\begin{array}{llll} \text{(a)} \frac{3!2!}{0!} & \text{(b)} \frac{7!}{5!} & \text{(c)} \frac{1000!}{998!2!} & \text{(d)} \frac{(k+2)!}{(k-1)!}, k \geq 1 \end{array}$$

2. Prove $n! > 3^n$ for all $n \geq 7$.

SOLUTION:

1. We keep in mind the mantra, “When in doubt, write it out!” as we simplify the following.

- (a) We have been programmed to react with alarm to the presence of a 0 in the denominator, but in this case $0! = 1$, so the fraction is defined after all. As for the numerator, $3! = 3 \cdot 2 \cdot 1 = 6$ and $2! = 2 \cdot 1 = 2$, so we have $\frac{3!2!}{0!} = \frac{(6)(2)}{1} = 12$.

¹It’s pretty much the reason Section 9.3 is in the book.

- (b) We have $7! = 7 \cdot 6 \cdot 5 \cdot 4 \cdot 3 \cdot 2 \cdot 1 = 5040$ while $5! = 5 \cdot 4 \cdot 3 \cdot 2 \cdot 1 = 120$. Dividing, we get $\frac{7!}{5!} = \frac{5040}{120} = 42$. While this is correct, we note that we could have saved ourselves some of time had we proceeded as follows

$$\frac{7!}{5!} = \frac{7 \cdot 6 \cdot 5 \cdot 4 \cdot 3 \cdot 2 \cdot 1}{5 \cdot 4 \cdot 3 \cdot 2 \cdot 1} = \frac{7 \cdot 6 \cdot \cancel{5} \cdot \cancel{4} \cdot \cancel{3} \cdot \cancel{2} \cdot \cancel{1}}{\cancel{5} \cdot \cancel{4} \cdot \cancel{3} \cdot \cancel{2} \cdot \cancel{1}} = 7 \cdot 6 = 42$$

In fact, should we want to fully exploit the recursive nature of the factorial, we can write

$$\frac{7!}{5!} = \frac{7 \cdot 6 \cdot 5!}{5!} = \frac{7 \cdot 6 \cdot \cancel{5!}}{\cancel{5!}} = 42$$

- (c) Keeping in mind the lesson we learned from the previous problem, we have

$$\frac{1000!}{998! \cdot 2!} = \frac{1000 \cdot 999 \cdot 998!}{998! \cdot 2!} = \frac{1000 \cdot 999 \cdot \cancel{998!}}{\cancel{998!} \cdot 2!} = \frac{999000}{2} = 499500$$

- (d) This problem continues the theme which we have seen in the previous two problems. We first note that since $k + 2$ is larger than $k - 1$, $(k + 2)!$ contains all of the factors of $(k - 1)!$ and as a result we can get the $(k - 1)!$ to cancel from the denominator. To see this, we begin by writing out $(k + 2)!$ starting with $(k + 2)$ and multiplying it by the numbers which precede it until we reach $(k - 1)$: $(k + 2)! = (k + 2)(k + 1)(k)(k - 1)!$. As a result, we have

$$\frac{(k + 2)!}{(k - 1)!} = \frac{(k + 2)(k + 1)(k)(k - 1)!}{(k - 1)!} = \frac{(k + 2)(k + 1)(k)\cancel{(k - 1)!}}{\cancel{(k - 1)!}} = k(k + 1)(k + 2)$$

The stipulation $k \geq 1$ is there to ensure that all of the factorials involved are defined.

2. We proceed by induction and let $P(n)$ be the inequality $n! > 3^n$. The base case here is $n = 7$ and we see that $7! = 5040$ is larger than $3^7 = 2187$, so $P(7)$ is true. Next, we assume that $P(k)$ is true, that is, we assume $k! > 3^k$ and attempt to show $P(k + 1)$ follows. Using the properties of the factorial, we have $(k + 1)! = (k + 1)k!$ and since $k! > 3^k$, we have $(k + 1)! > (k + 1)3^k$. Since $k \geq 7$, $k + 1 \geq 8$, so $(k + 1)3^k \geq 8 \cdot 3^k > 3 \cdot 3^k = 3^{k+1}$. Putting all of this together, we have $(k + 1)! = (k + 1)k! > (k + 1)3^k > 3^{k+1}$ which shows $P(k + 1)$ is true. By the Principle of Mathematical Induction, we have $n! > 3^n$ for all $n \geq 7$. \square

Of all of the mathematical animals we have discussed in the text, factorials grow most quickly. In problem 2 of Example 9.4.1, we proved that $n!$ overtakes 3^n at $n = 7$. ‘Overtakes’ may be too polite a word, since $n!$ thoroughly trounces 3^n for $n \geq 7$, as any reasonable set of data will show. It can be shown that for any real number $x > 0$, not only does $n!$ eventually overtake x^n , but the ratio $\frac{x^n}{n!} \rightarrow 0$ as $n \rightarrow \infty$.²

Applications of factorials in the wild often involve counting arrangements. For example, if you have fifty songs on your mp3 player and wish arrange these songs in a playlist in which the order of the

²This fact is far more important than you could ever possibly imagine.

songs matters, it turns out that there are $50!$ different possible playlists. If you wish to select only ten of the songs to create a playlist, then there are $\frac{50!}{40!}$ such playlists. If, on the other hand, you just want to select ten song files out of the fifty to put on a flash memory card so that now the order no longer matters, there are $\frac{50!}{40!10!}$ ways to achieve this.³ While some of these ideas are explored in the Exercises, the authors encourage you to take courses such as Finite Mathematics, Discrete Mathematics and Statistics. We introduce these concepts here because this is how the factorials make their way into the Binomial Theorem, as our next definition indicates.

DEFINITION 9.5. Binomial Coefficients: Given two whole numbers n and j with $n \geq j$, the binomial coefficient $\binom{n}{j}$ (read, n choose j) is the whole number given by

$$\binom{n}{j} = \frac{n!}{j!(n-j)!}$$

The name ‘binomial coefficient’ will be justified shortly. For now, we can physically interpret $\binom{n}{j}$ as the number of ways to select j items from n items where the order of the items selected is unimportant. For example, suppose you won two free tickets to a special screening of the latest Hollywood blockbuster and have five good friends each of whom would love to accompany you to the movies. There are $\binom{5}{2}$ ways to choose who goes with you. Applying Definition 9.5, we get

$$\binom{5}{2} = \frac{5!}{2!(5-2)!} = \frac{5!}{2!3!} = \frac{5 \cdot 4}{2} = 10$$

So there are 10 different ways to distribute those two tickets among five friends. (Some will see it as 10 ways to decide which three friends have to stay home.) The reader is encouraged to verify this by actually taking the time to list all of the possibilities.

We now state and prove a theorem which is crucial to the proof of the Binomial Theorem.

THEOREM 9.3. For natural numbers n and j with $n \geq j$,

$$\binom{n}{j-1} + \binom{n}{j} = \binom{n+1}{j}$$

The proof of Theorem 9.3 is purely computational and uses the definition of binomial coefficients, the recursive property of factorials and common denominators.

³For reference,

$$\begin{aligned} 50! &= 30414093201713378043612608166064768844377641568960512000000000000, \\ \frac{50!}{40!} &= 37276043023296000, \quad \text{and} \\ \frac{50!}{40!10!} &= 10272278170 \end{aligned}$$

$$\begin{aligned}
\binom{n}{j-1} + \binom{n}{j} &= \frac{n!}{(j-1)!(n-(j-1))!} + \frac{n!}{j!(n-j)!} \\
&= \frac{n!}{(j-1)!(n-j+1)!} + \frac{n!}{j!(n-j)!} \\
&= \frac{n!}{(j-1)!(n-j+1)(n-j)!} + \frac{n!}{j(j-1)!(n-j)!} \\
&= \frac{n!j}{j(j-1)!(n-j+1)(n-j)!} + \frac{n!(n-j+1)}{j(j-1)!(n-j+1)(n-j)!} \\
&= \frac{n!j}{j!(n-j+1)!} + \frac{n!(n-j+1)}{j!(n-j+1)!} \\
&= \frac{n!j + n!(n-j+1)}{j!(n-j+1)!} \\
&= \frac{n!(j + (n-j+1))}{j!(n-j+1)!} \\
&= \frac{(n+1)n!}{j!(n+1-j)!} \\
&= \frac{(n+1)!}{j!((n+1)-j)!} \\
&= \binom{n+1}{j} \checkmark
\end{aligned}$$

We are now in position to state and prove the Binomial Theorem where we see that binomial coefficients are just that - coefficients in the binomial expansion.

THEOREM 9.4. Binomial Theorem: For nonzero real numbers a and b and natural numbers n ,

$$(a+b)^n = \sum_{j=0}^n \binom{n}{j} a^{n-j} b^j$$

To get a feel of what this theorem is saying and how it really isn't as hard to remember as it may first appear, let's consider the specific case of $n = 4$. According to the theorem, we have

$$\begin{aligned}
(a+b)^4 &= \sum_{j=0}^4 \binom{4}{j} a^{4-j} b^j \\
&= \binom{4}{0} a^{4-0} b^0 + \binom{4}{1} a^{4-1} b^1 + \binom{4}{2} a^{4-2} b^2 + \binom{4}{3} a^{4-3} b^3 + \binom{4}{4} a^{4-4} b^4 \\
&= \binom{4}{0} a^4 + \binom{4}{1} a^3 b + \binom{4}{2} a^2 b^2 + \binom{4}{3} a b^3 + \binom{4}{4} b^4
\end{aligned}$$

We forgo the simplification of the coefficients in order to note the pattern in the expansion. First note that in each term, the total of the exponents is 4 which matched the exponent of the binomial $(a+b)^4$. The exponent on a begins at 4 and decreases by one as we move from one term to the next while the exponent on b starts at 0 and increases by one each time. Also note that the binomial coefficients themselves have a pattern. The upper number, 4, matches the exponent on the binomial $(a+b)^4$ whereas the lower number changes from term to term and matches the exponent of b in that term. This is no coincidence and corresponds to the kind of counting we discussed earlier. If we think of obtaining $(a+b)^4$ by multiplying $(a+b)(a+b)(a+b)(a+b)$, our answer is the sum of all possible products with exactly four factors - some a , some b . If we wish to count, for instance, the number of ways we obtain 1 factor of b out of a total of 4 possible factors, thereby forcing the remaining 3 factors to be a , the answer is $\binom{4}{1}$. Hence, the term $\binom{4}{1}a^3b$ is in the expansion. The other terms which appear cover the remaining cases. While this discussion gives an indication as to *why* the theorem is true, a formal proof requires Mathematical Induction.⁴

To prove the Binomial Theorem, we let $P(n)$ be the expansion formula given in the statement of the theorem and we note that $P(1)$ is true since

$$\begin{aligned}(a+b)^1 &\stackrel{?}{=} \sum_{j=0}^1 \binom{1}{j} a^{1-j} b^j \\ a+b &\stackrel{?}{=} \binom{1}{0} a^{1-0} b^0 + \binom{1}{1} a^{1-1} b^1 \\ a+b &= a+b \checkmark\end{aligned}$$

Now we assume that $P(k)$ is true. That is, we assume that we can expand $(a+b)^k$ using the formula given in Theorem 9.4 and attempt to show that $P(k+1)$ is true.

$$\begin{aligned}(a+b)^{k+1} &= (a+b)(a+b)^k \\ &= (a+b) \sum_{j=0}^k \binom{k}{j} a^{k-j} b^j \\ &= a \sum_{j=0}^k \binom{k}{j} a^{k-j} b^j + b \sum_{j=0}^k \binom{k}{j} a^{k-j} b^j \\ &= \sum_{j=0}^k \binom{k}{j} a^{k+1-j} b^j + \sum_{j=0}^k \binom{k}{j} a^{k-j} b^{j+1}\end{aligned}$$

Our goal is to combine as many of the terms as possible within the two summations. As the counter j in the first summation runs from 0 through k , we get terms involving a^{k+1} , $a^k b$, $a^{k-1} b^2$, \dots , ab^k . In the second summation, we get terms involving $a^k b$, $a^{k-1} b^2$, \dots , ab^k , b^{k+1} . In other words, apart from the first term in the first summation and the last term in the second summation, we have

⁴and a fair amount of tenacity and attention to detail.

terms common to both summations. Our next move is to ‘kick out’ the terms which we cannot combine and rewrite the summations so that we can combine them. To that end, we note

$$\sum_{j=0}^k \binom{k}{j} a^{k+1-j} b^j = a^{k+1} + \sum_{j=1}^k \binom{k}{j} a^{k+1-j} b^j$$

and

$$\sum_{j=0}^k \binom{k}{j} a^{k-j} b^{j+1} = \sum_{j=0}^{k-1} \binom{k}{j} a^{k-j} b^{j+1} + b^{k+1}$$

so that

$$(a+b)^{k+1} = a^{k+1} + \sum_{j=1}^k \binom{k}{j} a^{k+1-j} b^j + \sum_{j=0}^{k-1} \binom{k}{j} a^{k-j} b^{j+1} + b^{k+1}$$

We now wish to write

$$\sum_{j=1}^k \binom{k}{j} a^{k+1-j} b^j + \sum_{j=0}^{k-1} \binom{k}{j} a^{k-j} b^{j+1}$$

as a single summation. The wrinkle is that the first summation starts with $j = 1$, while the second starts with $j = 0$. Even though the sums produce terms with the same powers of a and b , they do so for different values of j . To resolve this, we need to shift the index on the second summation so that the index j starts at $j = 1$ instead of $j = 0$ and we make use of Theorem 9.1 in the process.

$$\begin{aligned} \sum_{j=0}^{k-1} \binom{k}{j} a^{k-j} b^{j+1} &= \sum_{j=0+1}^{k-1+1} \binom{k}{j-1} a^{k-(j-1)} b^{(j-1)+1} \\ &= \sum_{j=1}^k \binom{k}{j-1} a^{k+1-j} b^j \end{aligned}$$

We can now combine our two sums using Theorem 9.1 and simplify using Theorem 9.3

$$\begin{aligned} \sum_{j=1}^k \binom{k}{j} a^{k+1-j} b^j + \sum_{j=0}^{k-1} \binom{k}{j} a^{k-j} b^{j+1} &= \sum_{j=1}^k \binom{k}{j} a^{k+1-j} b^j + \sum_{j=1}^k \binom{k}{j-1} a^{k+1-j} b^j \\ &= \sum_{j=1}^k \left[\binom{k}{j} + \binom{k}{j-1} \right] a^{k+1-j} b^j \\ &= \sum_{j=1}^k \binom{k+1}{j} a^{k+1-j} b^j \end{aligned}$$

Using this and the fact that $\binom{k+1}{0} = 1$ and $\binom{k+1}{k+1} = 1$, we get

$$\begin{aligned}
(a+b)^{k+1} &= a^{k+1} + \sum_{j=1}^k \binom{k+1}{j} a^{k+1-j} b^j + b^{k+1} \\
&= \binom{k+1}{0} a^{k+1} b^0 + \sum_{j=1}^k \binom{k+1}{j} a^{k+1-j} b^j + \binom{k+1}{k+1} a^0 b^{k+1} \\
&= \sum_{j=0}^{k+1} \binom{k+1}{j} a^{(k+1)-j} b^j
\end{aligned}$$

which shows that $P(k+1)$ is true. Hence, by induction, we have established that the Binomial Theorem holds for all natural numbers n .

EXAMPLE 9.4.2. Use the Binomial Theorem to find the following.

1. $(x-2)^4$
2. 2.1^3
3. The term containing x^3 in the expansion $(2x+y)^5$

SOLUTION.

1. Since $(x-2)^4 = (x+(-2))^4$, we identify $a = x$, $b = -2$ and $n = 4$ and obtain

$$\begin{aligned}
(x-2)^4 &= \sum_{j=0}^4 \binom{4}{j} x^{4-j} (-2)^j \\
&= \binom{4}{0} x^{4-0} (-2)^0 + \binom{4}{1} x^{4-1} (-2)^1 + \binom{4}{2} x^{4-2} (-2)^2 + \binom{4}{3} x^{4-3} (-2)^3 + \binom{4}{4} x^{4-4} (-2)^4 \\
&= x^4 - 8x^3 + 24x^2 - 32x + 16
\end{aligned}$$

2. At first this problem seem misplaced, but we can write $2.1^3 = (2+0.1)^3$. Identifying $a = 2$, $b = 0.1 = \frac{1}{10}$ and $n = 3$, we get

$$\begin{aligned}
\left(2 + \frac{1}{10}\right)^3 &= \sum_{j=0}^3 \binom{3}{j} 2^{3-j} \left(\frac{1}{10}\right)^j \\
&= \binom{3}{0} 2^{3-0} \left(\frac{1}{10}\right)^0 + \binom{3}{1} 2^{3-1} \left(\frac{1}{10}\right)^1 + \binom{3}{2} 2^{3-2} \left(\frac{1}{10}\right)^2 + \binom{3}{3} 2^{3-3} \left(\frac{1}{10}\right)^3 \\
&= 8 + \frac{12}{10} + \frac{6}{100} + \frac{1}{1000} \\
&= 8 + 1.2 + 0.06 + 0.001 \\
&= 9.261
\end{aligned}$$

3. Identifying $a = 2x$, $b = y$ and $n = 5$, the Binomial Theorem gives

$$(2x + y)^5 = \sum_{j=0}^5 \binom{5}{j} (2x)^{5-j} y^j$$

Since we are concerned with only the term containing x^3 , there is no need to expand the entire sum. The exponents on each term must add to 5 and if the exponent on x is 3, the exponent on y must be 2. Plucking out the term $j = 2$, we get

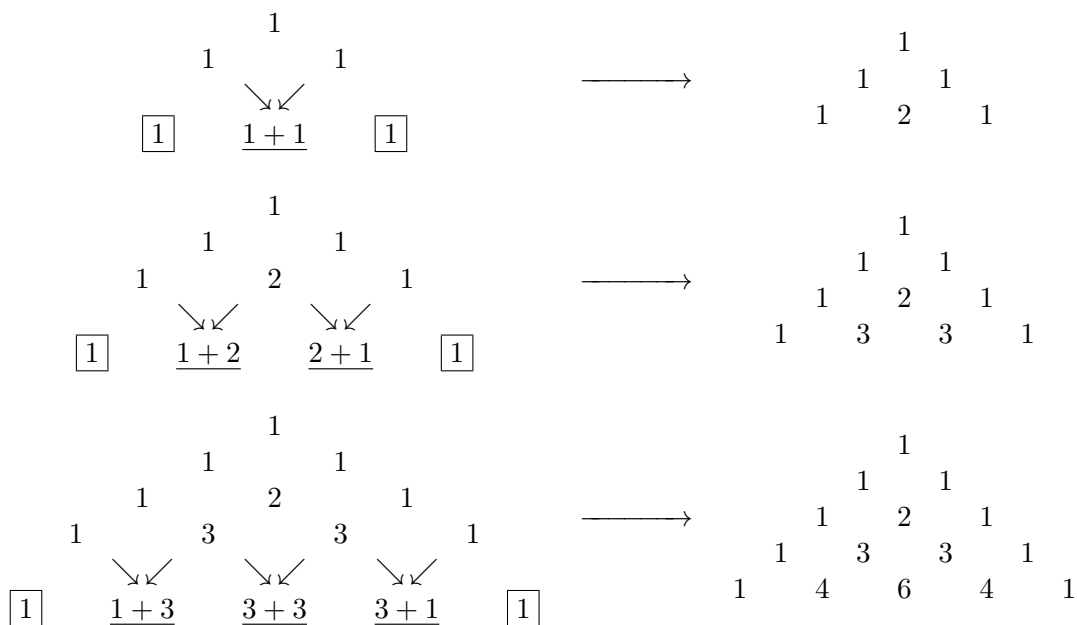
$$\binom{5}{2} (2x)^{5-2} y^2 = 10(2x)^3 y^2 = 80x^3 y^2$$

□

We close this section with [Pascal's Triangle](#), named in honor of the mathematician [Blaise Pascal](#). Pascal's Triangle is obtained by arranging the binomial coefficients in the triangular fashion below.

$$\begin{array}{cccccc}
 & & & \binom{0}{0} & & \\
 & & & \swarrow & \searrow & \\
 & & \binom{1}{0} & & \binom{1}{1} & \\
 & & & \swarrow & \searrow & \\
 & & \binom{2}{0} & & \binom{2}{1} & & \binom{2}{2} \\
 & & & \swarrow & \searrow & \swarrow & \searrow \\
 & & \binom{3}{0} & & \binom{3}{1} & & \binom{3}{2} & & \binom{3}{3} \\
 & & & \swarrow & \searrow & \swarrow & \searrow & \swarrow & \searrow \\
 \binom{4}{0} & & \binom{4}{1} & & \binom{4}{2} & & \binom{4}{3} & & \binom{4}{4} \\
 & & & & \vdots & & & & \\
 & & & & & & & &
 \end{array}$$

Since $\binom{n}{0} = 1$ and $\binom{n}{n} = 1$ for all whole numbers n , we get that each row of Pascal's Triangle begins and ends with 1. To generate the numbers in the middle of the rows (from the third row onwards), we take advantage of the additive relationship expressed in Theorem 9.3. For instance, $\binom{1}{0} + \binom{1}{1} = \binom{2}{1}$, $\binom{2}{0} + \binom{2}{1} = \binom{3}{1}$ and so forth. This relationship is indicated by the arrows in the array above. With these two facts in hand, we can quickly generate Pascal's Triangle. We start with the first two rows, 1 and 1 1. From that point on, each successive row begins and ends with 1 and the middle numbers are generated using Theorem 9.3. Below we attempt to demonstrate this building process to generate the first five rows of Pascal's Triangle.



To see how we can use Pascal's Triangle to expedite the Binomial Theorem, suppose we wish to expand $(3x - y)^4$. The coefficients we need are $\binom{4}{j}$ for $j = 0, 1, 2, 3, 4$ and are the numbers which form the fifth row of Pascal's Triangle. Since we know that the exponent of $3x$ in the first term is 4 and then decreases by one as we go from left to right while the exponent of $-y$ starts at 0 in the first term and then increases by one as we move from left to right, we quickly obtain

$$\begin{aligned} (3x - y)^4 &= (1)(3x)^4 + (4)(3x)^3(-y) + (6)(3x)^2(-y)^2 + 4(3x)(-y)^3 + 1(-y)^4 \\ &= 81x^4 - 108x^3y + 54x^2y^2 - 12xy^3 + y^4 \end{aligned}$$

We would like to stress that Pascal's Triangle is a very quick method to expand an *entire* binomial. If only a term (or two or three) is required, then the Binomial Theorem is definitely the way to go.

9.4.1 EXERCISES

1. Simplify the following expressions.

(a) $(3!)^2$

(d) $\frac{9!}{4!3!2!}$

(g) $\binom{8}{3}$

(b) $\frac{10!}{7!}$

(e) $\frac{(n+1)!}{n!}, n \geq 0.$

(h) $\binom{117}{0}$

(c) $\frac{7!}{2^3 3!}$

(f) $\frac{(k-1)!}{(k+2)!}, k \geq 1.$

(i) $\binom{n}{n-2}, n \geq 2$

2. Use Pascal's Triangle to expand the following.

(a) $(x+2)^5$

(b) $(2x-1)^4$

(c) $(\frac{1}{3}x+y^2)^3$

(d) $(x-x^{-1})^4$

3. Use Pascal's Triangle to simplify the following powers of complex numbers.

(a) $(1+2i)^4$

(b) $(-1+i\sqrt{3})^3$

(c) $\left(\frac{\sqrt{2}}{2} - i\frac{\sqrt{2}}{2}\right)^4$

4. Use the Binomial Theorem to find the indicated term in the following expansions.

(a) The term containing x^3 in the expansion $(2x-y)^5$

(b) The term containing x^{117} in the expansion $(x+2)^{118}$

(c) The term containing $x^{\frac{7}{2}}$ in the expansion $(\sqrt{x}-3)^8$

(d) The term containing x^{-7} in the expansion $(2x-x^{-3})^5$

(e) The constant term in the expansion $(x+x^{-1})^8$

5. Use the Principle of Mathematical Induction to prove $n! > 2^n$ for $n \geq 4$.

6. Prove $\sum_{j=0}^n \binom{n}{j} = 2^n$ for all natural numbers n . (HINT: Use the Binomial Theorem!)

7. With the help of your classmates, research [Patterns and Properties of Pascal's Triangle](#).

8. You've just won three tickets to see the new film, '8.9.' Five of your friends, Albert, Beth, Chuck, Dan, and Eugene, are interested in seeing it with you. With the help of your classmates, list all the possible ways to distribute your two extra tickets among your five friends. Now suppose you've come down with the flu. List all the different ways you can distribute the three tickets among these five friends. How does this compare with the first list you made? What does this have to do with the fact that $\binom{5}{2} = \binom{5}{3}$?

9.4.2 ANSWERS

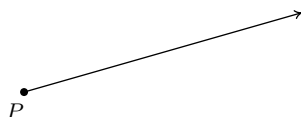
1. (a) 36 (d) 1260 (g) 56
(b) 720 (e) $n + 1$ (h) 1
(c) 105 (f) $\frac{1}{k(k+1)(k+2)}$ (i) $\frac{n(n-1)}{2}$
2. (a) $(x + 2)^5 = x^5 + 10x^4 + 40x^3 + 80x^2 + 80x + 32$
(b) $(2x - 1)^4 = 16x^4 - 32x^3 + 24x^2 - 8x + 1$
(c) $(\frac{1}{3}x + y^2)^3 = \frac{1}{27}x^3 + \frac{1}{3}x^2y^2 + xy^4 + y^6$
(d) $(x - x^{-1})^4 = x^4 - 4x^2 + 6 - 4x^{-2} + x^{-4}$
3. (a) $-7 - 24i$ (b) 8 (c) -1
4. (a) $80x^3y^2$ (b) $236x^{117}$ (c) $-24x^{\frac{7}{2}}$ (d) $-40x^{-7}$ (e) 70

CHAPTER 10

FOUNDATIONS OF TRIGONOMETRY

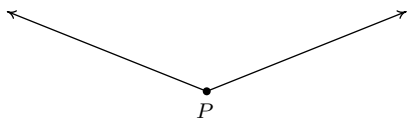
10.1 ANGLES AND THEIR MEASURE

This section begins our study of Trigonometry and to get started, we recall some basic definitions from Geometry. A **ray** is usually described as a ‘half-line’ and can be thought of as a line segment in which one of the two endpoints is pushed off infinitely distant from the other, as pictured below. The point from which the ray originates is called the **initial point** of the ray.

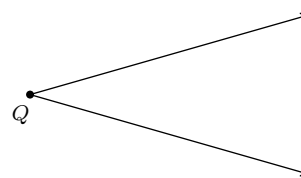


A ray with initial point P .

When two rays share a common initial point they form an **angle** and the common initial point is called the **vertex** of the angle. Two examples of what are commonly thought of as angles are

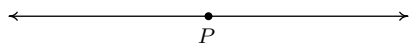


An angle with vertex P .

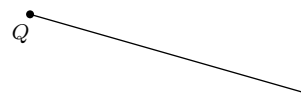


An angle with vertex Q .

However, the two figures below also depict angles - albeit these are, in some sense, extreme cases. In the first case, the two rays are directly opposite each other forming what is known as a **straight angle**; in the second, the rays are identical so the ‘angle’ is indistinguishable from the ray itself.



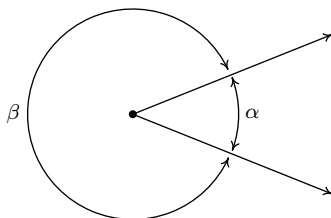
A straight angle.



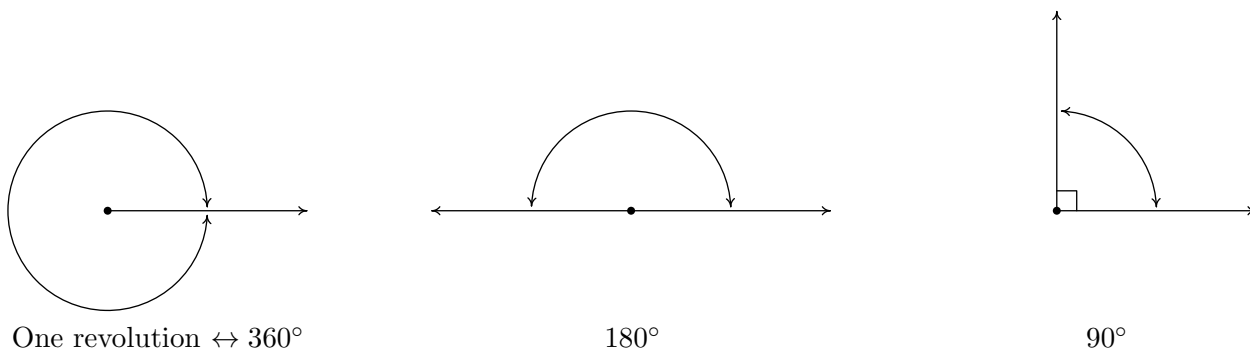
The **measure of an angle** is a number which indicates the amount of rotation that separates the rays of the angle. There is one immediate problem with this, as pictured below.



Which amount of rotation are we attempting to quantify? What we have just discovered is that we have at least two angles described by this diagram.¹ Clearly these two angles have different measures because one appears to represent a larger rotation than the other, so we must label them differently. In this book, we use lower case Greek letters such as α (alpha), β (beta), γ (gamma) and θ (theta) to label angles. So, for instance, we have



One commonly used system to measure angles is **degree measure**. Quantities measured in degrees are denoted by the familiar ‘°’ symbol. One complete revolution as shown below is 360° , and parts of a revolution are measured proportionately.² Thus half of a revolution (a straight angle) measures $\frac{1}{2}(360^\circ) = 180^\circ$, a quarter of a revolution (a **right angle**) measures $\frac{1}{4}(360^\circ) = 90^\circ$ and so on.

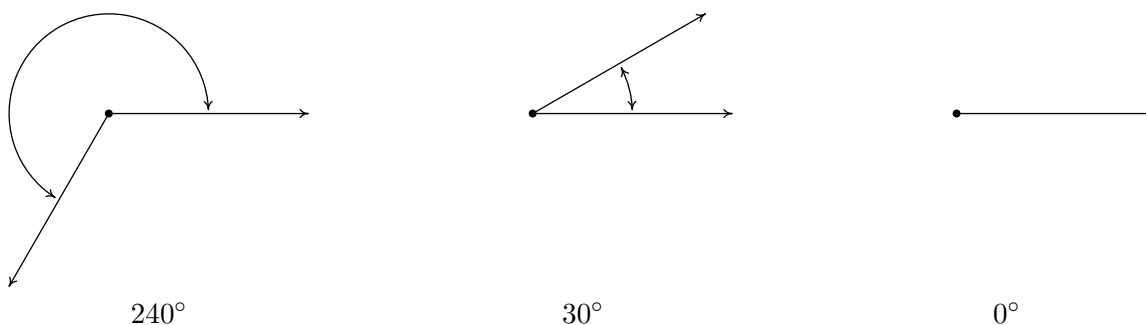


Note that in the above figure, we have used the small square ‘□’ to denote a right angle, as is commonplace in Geometry. Recall that if an angle measures strictly between 0° and 90° it is called an **acute angle** and if it measures strictly between 90° and 180° it is called an **obtuse angle**. It is important to note that, theoretically, we can know the measure of any angle as long as we

¹The phrase ‘at least’ will be justified in short order.

²The choice of ‘360’ is most often attributed to the [Babylonians](#).

know the proportion it represents of entire revolution.³ For instance, the measure of an angle which represents a rotation of $\frac{2}{3}$ of a revolution would measure $\frac{2}{3}(360^\circ) = 240^\circ$, the measure of an angle which constitutes only $\frac{1}{12}$ of a revolution measures $\frac{1}{12}(360^\circ) = 30^\circ$ and an angle which indicates no rotation at all is measured as 0° .



Using our definition of degree measure, we have that 1° represents the measure of an angle which constitutes $\frac{1}{360}$ of a revolution. Even though it may be hard to draw, it is nonetheless not difficult to imagine an angle with measure smaller than 1° . There are two ways to subdivide degrees. The first, and most familiar, is **decimal degrees**. For example, an angle with a measure of 30.5° would represent a rotation halfway between 30° and 31° , or equivalently, $\frac{30.5}{360} = \frac{61}{720}$ of a full rotation. This can be taken to the limit using Calculus so that measures like $\sqrt{2}^\circ$ make sense.⁴ The second way to divide degrees is the **Degree - Minute - Second (DMS)** system. In this system, one degree is divided equally into sixty minutes, and in turn, each minute is divided equally into sixty seconds.⁵ In symbols, we write $1^\circ = 60'$ and $1' = 60''$, from which it follows that $1^\circ = 3600''$. To convert a measure of 42.125° to the DMS system, we start by noting that $42.125^\circ = 42^\circ + 0.125^\circ$. Converting the partial amount of degrees to minutes, we find $0.125^\circ \left(\frac{60'}{1^\circ}\right) = 7.5' = 7' + 0.5'$. Converting the partial amount of minutes to seconds gives $0.5' \left(\frac{60''}{1'}\right) = 30''$. Putting it all together yields

$$\begin{aligned}
 42.125^\circ &= 42^\circ + 0.125^\circ \\
 &= 42^\circ + 7.5' \\
 &= 42^\circ + 7' + 0.5' \\
 &= 42^\circ + 7' + 30'' \\
 &= 42^\circ 7' 30''
 \end{aligned}$$

On the other hand, to convert $117^\circ 15' 45''$ to decimal degrees, we first compute $15' \left(\frac{1^\circ}{60'}\right) = \frac{1}{4}^\circ$ and $45'' \left(\frac{1^\circ}{3600''}\right) = \frac{1}{80}^\circ$. Then we find

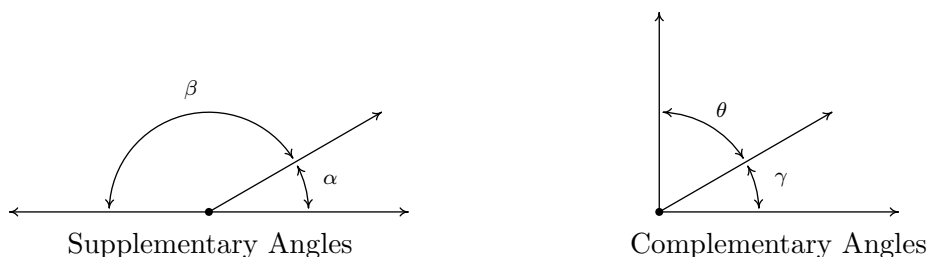
³This is how a protractor is graded.

⁴Awesome math pun aside, this is the same idea behind defining irrational exponents in Section 6.1.

⁵Does this kind of system seem familiar?

$$\begin{aligned}
 117^\circ 15' 45'' &= 117^\circ + 15' + 45'' \\
 &= 117^\circ + \frac{1}{4}^\circ + \frac{1}{80}^\circ \\
 &= \frac{9381}{80}^\circ \\
 &= 117.2625^\circ
 \end{aligned}$$

Recall that two acute angles are called **complementary angles** if their measures add to 90° . Two angles, either a pair of right angles or one acute angle and one obtuse angle, are called **supplementary angles** if their measures add to 180° . In the diagram below, the angles α and β are supplementary angles while the pair γ and θ are complementary angles.



In practice, the distinction between the angle itself and its measure is blurred so that the sentence ‘ α is an angle measuring 42° ’ is often abbreviated to ‘ $\alpha = 42^\circ$.’ It is now time for an example.

EXAMPLE 10.1.1. Let $\alpha = 111.371^\circ$ and $\beta = 37^\circ 28' 17''$.

1. Convert α to the DMS system. Round your answer to the nearest second.
2. Convert β to decimal degrees. Round your answer to the nearest thousandth of a degree.
3. Sketch α and β .
4. Find a supplementary angle for α .
5. Find a complementary angle for β .

SOLUTION.

1. To convert α to the DMS system, we start with $111.371^\circ = 111^\circ + 0.371^\circ$. Next we convert $0.371^\circ \left(\frac{60'}{1^\circ} \right) = 22.26'$. Writing $22.26' = 22' + 0.26'$, we convert $0.26' \left(\frac{60''}{1'} \right) = 15.6''$. Hence,

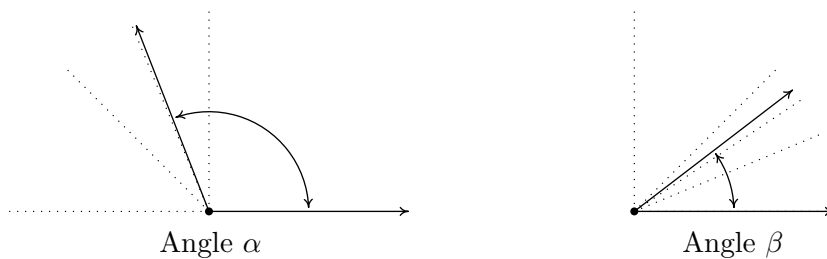
$$\begin{aligned}
 111.371^\circ &= 111^\circ + 0.371^\circ \\
 &= 111^\circ + 22.26' \\
 &= 111^\circ + 22' + 0.26' \\
 &= 111^\circ + 22' + 15.6'' \\
 &= 111^\circ 22' 15.6''
 \end{aligned}$$

Rounding to seconds, we obtain $\alpha \approx 111^\circ 22' 16''$.

2. To convert β to decimal degrees, we convert $28' \left(\frac{1^\circ}{60'}\right) = \frac{7}{15}^\circ$ and $17'' \left(\frac{1^\circ}{3600''}\right) = \frac{17}{3600}^\circ$. Putting it all together, we have

$$\begin{aligned} 37^\circ 28' 17'' &= 37^\circ + 28' + 17'' \\ &= 37^\circ + \frac{7}{15}^\circ + \frac{17}{3600}^\circ \\ &= \frac{134897}{3600}^\circ \\ &\approx 37.471^\circ \end{aligned}$$

3. To sketch α , we first note that $90^\circ < \alpha < 180^\circ$. If we divide this range in half, we get $90^\circ < \alpha < 135^\circ$, and once more, we have $90^\circ < \alpha < 112.5^\circ$. This gives us a pretty good estimate for α , as shown below.⁶ Proceeding similarly for β , we find $0^\circ < \beta < 90^\circ$, then $0^\circ < \beta < 45^\circ$, $22.5^\circ < \beta < 45^\circ$, and lastly, $33.75^\circ < \beta < 45^\circ$.



4. To find a supplementary angle for α , we seek an angle θ so that $\alpha + \theta = 180^\circ$. We get $\theta = 180^\circ - \alpha = 180^\circ - 111.371^\circ = 68.629^\circ$.
5. To find a complementary angle for β , we seek an angle γ so that $\beta + \gamma = 90^\circ$. We get $\gamma = 90^\circ - \beta = 90^\circ - 37^\circ 28' 17''$. While we could reach for the calculator to obtain an approximate answer, we choose instead to do a bit of sexagesimal⁷ arithmetic. We first rewrite $90^\circ = 90^\circ 0' 0'' = 89^\circ 60' 0'' = 89^\circ 59' 60''$. In essence, we are ‘borrowing’ $1^\circ = 60'$ from the degree place, and then borrowing $1' = 60''$ from the minutes place.⁸ This yields, $\gamma = 90^\circ - 37^\circ 28' 17'' = 89^\circ 59' 60'' - 37^\circ 28' 17'' = 52^\circ 31' 43''$. \square

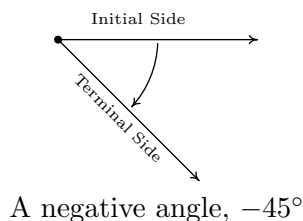
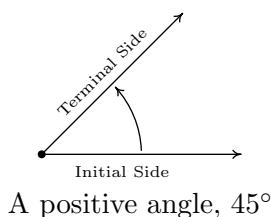
Up to this point, we have discussed only angles which measure between 0° and 360° , inclusive. Ultimately, we want to use the arsenal of Algebra which we have stockpiled in Chapters 1 through 9 to not only solve geometric problems involving angles, but to also extend their applicability to other real-world phenomena. A first step in this direction is to extend our notion of ‘angle’ from merely measuring an extent of rotation to quantities which can be associated with real numbers. To that end, we introduce the concept of an **oriented angle**. As its name suggests, in an oriented

⁶If this process seems hauntingly familiar, it should. Compare this method to the Bisection Method introduced in Section 3.3.

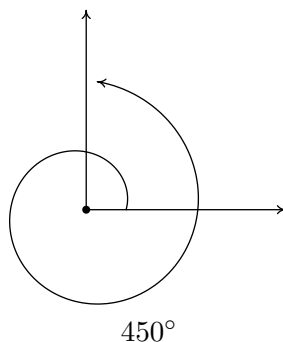
⁷Like ‘latus rectum,’ this is also a real math term.

⁸This is the exact same kind of ‘borrowing’ you used to do in Elementary School when trying to find $300 - 125$. Back then, you were working in a base ten system; here, it is base sixty.

angle, the direction of the rotation is important. We imagine the angle being swept out starting from an **initial side** and ending at a **terminal side**, as shown below. When the rotation is counter-clockwise⁹ from initial side to terminal side, we say that the angle is **positive**; when the rotation is clockwise, we say that the angle is **negative**.



At this point, we also extend our allowable rotations to include angles which encompass more than one revolution. For example, to sketch an angle with measure 450° we start with an initial side, rotate counter-clockwise one complete revolution (to take care of the ‘first’ 360°) then continue with an additional 90° counter-clockwise rotation, as seen below.



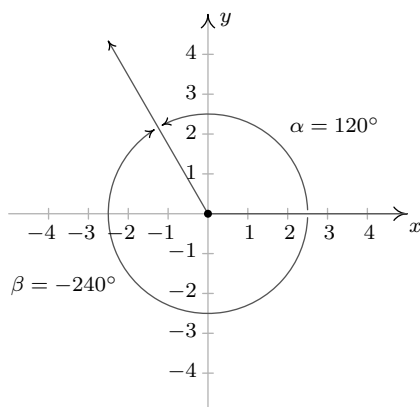
To further connect angles with the Algebra which has come before, we shall often overlay an angle diagram on the coordinate plane. An angle is said to be in **standard position** if its vertex is the origin and its initial side coincides with the positive x -axis. Angles in standard position are classified according to where their terminal side lies. For instance, an angle in standard position whose terminal side lies in Quadrant I is called a ‘Quadrant I angle’. If the terminal side of an angle lies on one of the coordinate axes, it is called a **quadrantal angle**. Two angles in standard position are called **coterminal** if they share the same terminal side.¹⁰ In the figure below, $\alpha = 120^\circ$ and $\beta = -240^\circ$ are two coterminal Quadrant II angles drawn in standard position. Note that $\alpha = \beta + 360^\circ$, or equivalently, $\beta = \alpha - 360^\circ$. We leave it as an exercise to the reader to verify that coterminal angles always differ by a multiple of 360° .¹¹ More precisely, if α and β are coterminal angles, then $\beta = \alpha + 360^\circ \cdot k$ where k is an integer.¹²

⁹‘widdershins’

¹⁰Note that by being in standard position they automatically share the same initial side which is the positive x -axis.

¹¹It is worth noting that all of the pathologies of Analytic Trigonometry result from this innocuous fact.

¹²Recall that this means $k = 0, \pm 1, \pm 2, \dots$



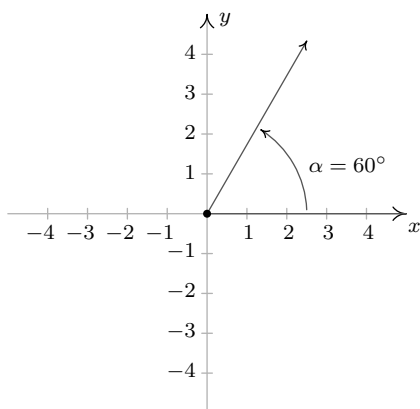
Two coterminal angles, $\alpha = 120^\circ$ and $\beta = -240^\circ$, in standard position.

EXAMPLE 10.1.2. Graph each of the (oriented) angles below in standard position and classify them according to where their terminal side lies. Find three coterminal angles, at least one of which is positive and one of which is negative.

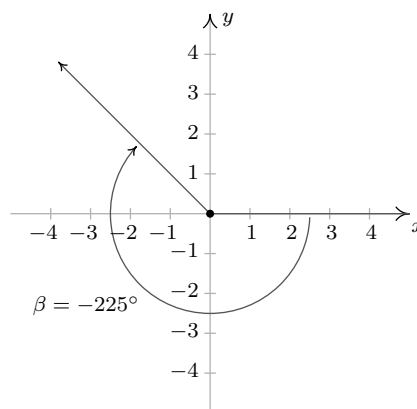
1. $\alpha = 60^\circ$
2. $\beta = -225^\circ$
3. $\gamma = 540^\circ$
4. $\phi = -750^\circ$

SOLUTION.

1. To graph $\alpha = 60^\circ$, we draw an angle with its initial side on the positive x -axis and rotate counter-clockwise $\frac{60^\circ}{360^\circ} = \frac{1}{6}$ of a revolution. We see that α is a Quadrant I angle. To find angles which are coterminal, we look for angles θ of the form $\theta = \alpha + 360^\circ \cdot k$, for some integer k . When $k = 1$, we get $\theta = 60^\circ + 360^\circ = 420^\circ$. Substituting $k = -1$ gives $\theta = 60^\circ - 360^\circ = -300^\circ$. Finally, if we let $k = 2$, we get $\theta = 60^\circ + 720^\circ = 780^\circ$.
2. Since $\beta = -225^\circ$ is negative, we start at the positive x -axis and rotate *clockwise* $\frac{225^\circ}{360^\circ} = \frac{5}{8}$ of a revolution. We see that β is a Quadrant II angle. To find coterminal angles, we proceed as before and compute $\theta = -225^\circ + 360^\circ \cdot k$ for integer values of k . We find 135° , -585° and 495° are all coterminal with -225° .

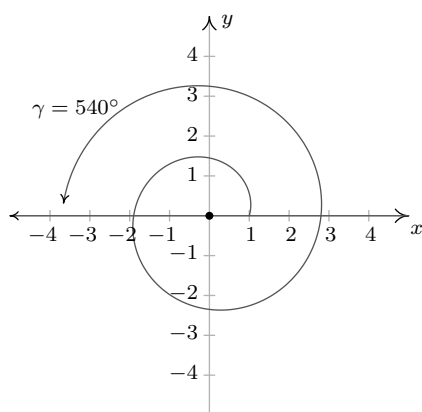


$\alpha = 60^\circ$ in standard position.

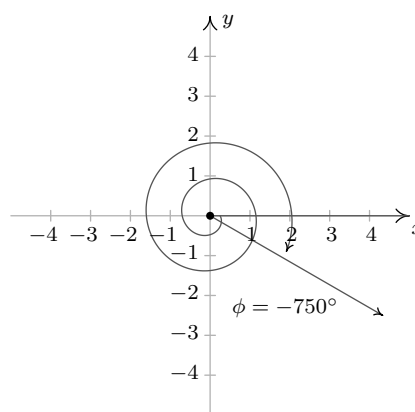


$\beta = -225^\circ$ in standard position.

- Since $\gamma = 540^\circ$ is positive, we rotate counter-clockwise from the positive x -axis. One full revolution accounts for 360° , with 180° , or $\frac{1}{2}$ of a revolution remaining. Since the terminal side of γ lies on the negative x -axis, γ is a quadrantal angle. All angles coterminal with γ are of the form $\theta = 540^\circ + 360^\circ \cdot k$, where k is an integer. Working through the arithmetic, we find three such angles: 180° , -180° and 900° .
- The Greek letter ϕ is pronounced ‘fee’ or ‘fie’ and since ϕ is negative, we begin our rotation clockwise from the positive x -axis. Two full revolutions account for 720° , with just 30° or $\frac{1}{12}$ of a revolution to go. We find that ϕ is a Quadrant IV angle. To find coterminal angles, we compute $\theta = -750^\circ + 360^\circ \cdot k$ for a few integers k and obtain -390° , -30° and 330° .



$\gamma = 540^\circ$ in standard position.



$\phi = -750^\circ$ in standard position.

□

Note that since there are infinitely many integers, any given angle has infinitely many coterminal angles, and the reader is encouraged to plot the few sets of coterminal angles found in Example 10.1.2 to see this. We are now just one step away from completely marrying angles with the real numbers and the rest of Algebra. To that end, we recall this definition from Geometry.

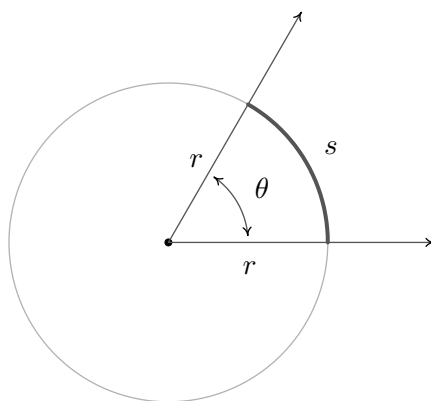
DEFINITION 10.1. The real number π is defined to be the ratio of a circle's circumference to its diameter. In symbols, given a circle of circumference C and diameter d ,

$$\pi = \frac{C}{d}$$

While Definition 10.1 is quite possibly the ‘standard’ definition of π , the authors would be remiss if we didn't mention that buried in this definition is actually a theorem. As the reader is probably aware, the number π is a mathematical constant - that is, it doesn't matter *which* circle is selected, the ratio of its circumference to its diameter will have the same value as any other circle. While this is indeed true, it is far from obvious and leads to a counterintuitive scenario which is explored in the Exercises. Since the diameter of a circle is twice its radius, we can quickly rearrange the equation in Definition 10.1 to get a formula more useful for our purposes, namely:

$$2\pi = \frac{C}{r}$$

This tells us that for any circle, the ratio of its circumference to its radius is also always constant; in this case the constant is 2π . Suppose now we take a *portion* of the circle, so instead of comparing the entire circumference C to the radius, we compare some arc measuring s units in length to the radius, as depicted below. Let θ be the **central angle subtended** by this arc, that is, an angle whose vertex is the center of the circle and whose determining rays pass through the endpoints of the arc. Using proportionality arguments, it stands to reason that the ratio $\frac{s}{r}$ should also be a constant among all circles, and it is this ratio which defines the **radian measure** of an angle.



The radian measure of θ is $\frac{s}{r}$.

Using this definition, one revolution has radian measure $\frac{2\pi r}{r} = 2\pi$, and from this we can find the radian measure of other central angles using proportions, just like we did with degrees. For instance, half of a revolution has radian measure $\frac{1}{2}(2\pi) = \pi$, a quarter revolution has radian measure $\frac{1}{4}(2\pi) = \frac{\pi}{2}$, and so forth. Note that, by definition, the radian measure of an angle is a length divided by another length so that these measurements are actually dimensionless and are considered ‘pure’ numbers. For this reason, we do not use any symbols to denote radian measure, but we use the word ‘radians’ to denote these dimensionless units as needed. For instance, we say one revolution measures ‘ 2π radians,’ half of a revolution measures ‘ π radians,’ and so forth. As with degree measure, the distinction between the angle itself and its measure is often blurred in practice, so when we write ‘ $\theta = \frac{\pi}{2}$ ’, we mean θ is an angle which measures $\frac{\pi}{2}$ radians.¹³ We extend radian measure to oriented angles, just as we did with degrees beforehand, so that a positive measure indicates counter-clockwise rotation and a negative measure indicates clockwise rotation.¹⁴ Two positive angles α and β are supplementary if $\alpha + \beta = \pi$ and complementary if $\alpha + \beta = \frac{\pi}{2}$. Finally, we leave it to the reader to show that when using radian measure, two angles α and β are coterminal if and only if $\beta = \alpha + 2\pi k$ for some integer k .

¹³The authors are well aware that we are now identifying radians with real numbers. We will justify this shortly.

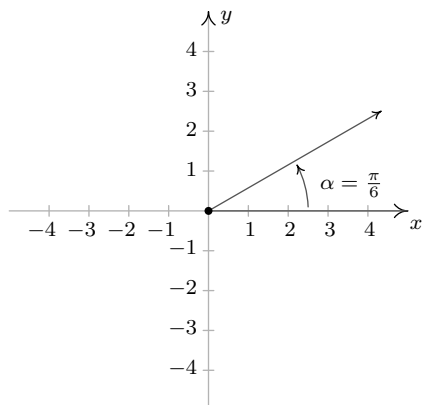
¹⁴This, in turn, endows the subtended arcs with an orientation as well. We address this in short order.

EXAMPLE 10.1.3. Graph each of the (oriented) angles below in standard position and classify them according to where their terminal side lies. Find three coterminal angles, at least one of which is positive and one of which is negative.

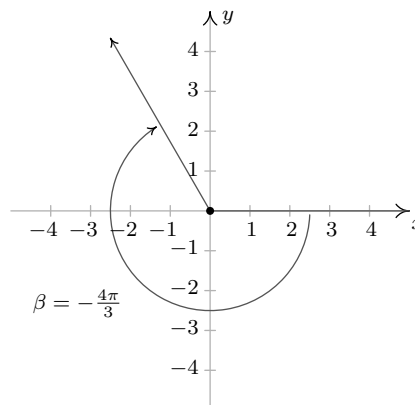
1. $\alpha = \frac{\pi}{6}$ 2. $\beta = -\frac{4\pi}{3}$ 3. $\gamma = \frac{9\pi}{4}$ 4. $\phi = -\frac{5\pi}{2}$

SOLUTION.

- The angle $\alpha = \frac{\pi}{6}$ is positive, so we draw an angle with its initial side on the positive x -axis and rotate counter-clockwise $\frac{(\pi/6)}{2\pi} = \frac{1}{12}$ of a revolution. Thus α is a Quadrant I angle. Coterminal angles θ are of the form $\theta = \alpha + 2\pi \cdot k$, for some integer k . To make the arithmetic a bit easier, we note that $2\pi = \frac{12\pi}{6}$, thus when $k = 1$, we get $\theta = \frac{\pi}{6} + \frac{12\pi}{6} = \frac{13\pi}{6}$. Substituting $k = -1$ gives $\theta = \frac{\pi}{6} - \frac{12\pi}{6} = -\frac{11\pi}{6}$ and when we let $k = 2$, we get $\theta = \frac{\pi}{6} + \frac{24\pi}{6} = \frac{25\pi}{6}$.
- Since $\beta = -\frac{4\pi}{3}$ is negative, we start at the positive x -axis and rotate clockwise $\frac{(4\pi/3)}{2\pi} = \frac{2}{3}$ of a revolution. We find β to be a Quadrant II angle. To find coterminal angles, we proceed as before using $2\pi = \frac{6\pi}{3}$, and compute $\theta = -\frac{4\pi}{3} + \frac{6\pi}{3} \cdot k$ for integer values of k . We obtain $\frac{2\pi}{3}$, $-\frac{10\pi}{3}$ and $\frac{8\pi}{3}$ as coterminal angles.

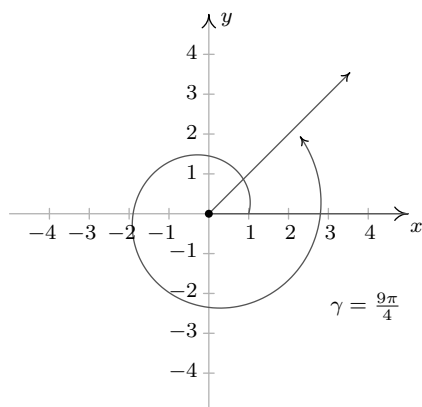


$\alpha = \frac{\pi}{6}$ in standard position.

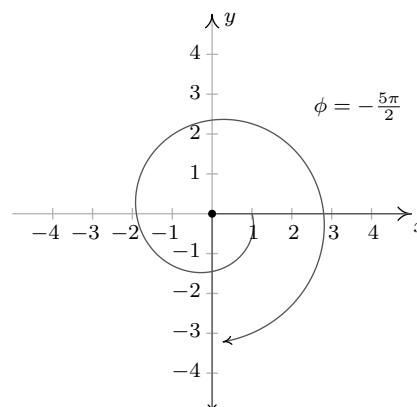


$\beta = -\frac{4\pi}{3}$ in standard position.

- Since $\gamma = \frac{9\pi}{4}$ is positive, we rotate counter-clockwise from the positive x -axis. One full revolution accounts for $2\pi = \frac{8\pi}{4}$ of the radian measure with $\frac{\pi}{4}$ or $\frac{1}{8}$ of a revolution remaining. We have γ as a Quadrant I angle. All angles coterminal with γ are of the form $\theta = \frac{9\pi}{4} + \frac{8\pi}{4} \cdot k$, where k is an integer. Working through the arithmetic, we find: $\frac{\pi}{4}$, $-\frac{7\pi}{4}$ and $\frac{17\pi}{4}$.
- To graph $\phi = -\frac{5\pi}{2}$, we begin our rotation clockwise from the positive x -axis. As $2\pi = \frac{4\pi}{2}$, after one full revolution clockwise, we have $\frac{\pi}{2}$ or $\frac{1}{4}$ of a revolution remaining. Since the terminal side of ϕ lies on the negative y -axis, ϕ is a quadrantal angle. To find coterminal angles, we compute $\theta = -\frac{5\pi}{2} + \frac{4\pi}{2} \cdot k$ for a few integers k and obtain $-\frac{\pi}{2}$, $\frac{3\pi}{2}$ and $\frac{7\pi}{2}$.



$\gamma = \frac{9\pi}{4}$ in standard position.



$\phi = -\frac{5\pi}{2}$ in standard position.

□

It is worth mentioning that we could have plotted the angles in Example 10.1.3 by first converting them to degree measure and following the procedure set forth in Example 10.1.2. While converting back and forth from degrees and radians is certainly a good skill to have, it is best that you learn to ‘think in radians’ as well as you can ‘think in degrees.’ The authors would, however, be derelict in our duties if we ignored the basic conversion between these systems altogether. Since one revolution counter-clockwise measures 360° and the same angle measures 2π radians, we can use the proportion $\frac{2\pi \text{ radians}}{360^\circ}$, or its reduced equivalent, $\frac{\pi \text{ radians}}{180^\circ}$, as the conversion factor between the two systems. For example, to convert 60° to radians we find $60^\circ \left(\frac{\pi \text{ radians}}{180^\circ}\right) = \frac{\pi}{3}$ radians, or simply $\frac{\pi}{3}$. To convert from radian measure back to degrees, we multiply by the ratio $\frac{180^\circ}{\pi \text{ radian}}$. For example, $-\frac{5\pi}{6}$ radians is equal to $\left(-\frac{5\pi}{6} \text{ radians}\right) \left(\frac{180^\circ}{\pi \text{ radians}}\right) = -150^\circ$.¹⁵ Of particular interest is the fact that an angle which measures 1 in radian measure is equal to $\frac{180^\circ}{\pi} \approx 57.2958^\circ$. We summarize these conversions below.

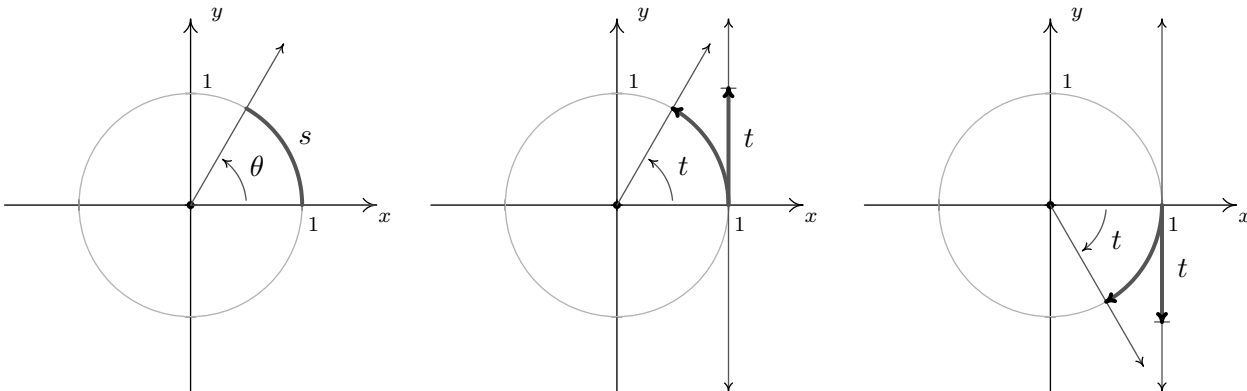
EQUATION 10.1. Degree - Radian Conversion:

- To convert degree measure to radian measure, multiply by $\frac{\pi \text{ radians}}{180^\circ}$
- To convert radian measure to degree measure, multiply by $\frac{180^\circ}{\pi \text{ radians}}$

In light of Example 10.1.3 and Equation 10.1, the reader may well wonder what the allure of radian measure is. The numbers involved are, admittedly, much more complicated than degree measure. The answer lies in how easily angles in radian measure can be identified with real numbers. Consider the Unit Circle, $x^2 + y^2 = 1$, as drawn below, the angle θ in standard position and the corresponding arc measuring s units in length. By definition, the radian measure of θ is $\frac{s}{r} = \frac{s}{1} = s$ so that, once again blurring the distinction between an angle and its measure, we have $\theta = s$. In order to identify real numbers with oriented angles, we make good use of this fact by essentially ‘wrapping’ the real number line around the Unit Circle and associating to each real number t an *oriented arc*

¹⁵Note that the negative sign indicates clockwise rotation in both systems, and so it is carried along accordingly.

on the Unit Circle with initial point $(1, 0)$. Viewing the vertical line $x = 1$ as another real number line demarcated like the y -axis, given a real number $t > 0$, we ‘wrap’ the (vertical) interval $[0, t]$ around the Unit Circle in a counter-clockwise fashion. The resulting arc has a length of t units and therefore the corresponding angle has radian measure equal to t . If $t < 0$, we wrap the interval $[t, 0]$ *clockwise* around the Unit Circle. Since we have defined clockwise rotation as having negative radian measure, the angle determined by this arc has radian measure equal to t . If $t = 0$, we are at the point $(1, 0)$ on the x -axis which corresponds to an angle with radian measure 0. In this way, we identify each real number t with the corresponding angle with radian measure t .



On the Unit Circle, $\theta = s$. Identifying $t > 0$ with an angle. Identifying $t < 0$ with an angle.

EXAMPLE 10.1.4. Sketch the oriented arc on the Unit Circle corresponding to each of the following real numbers.

1. $t = \frac{3\pi}{4}$

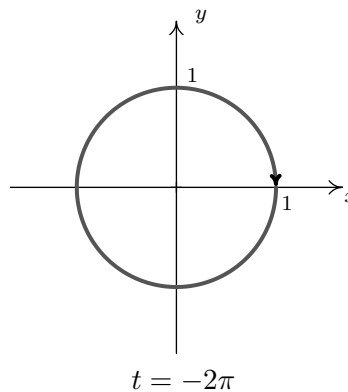
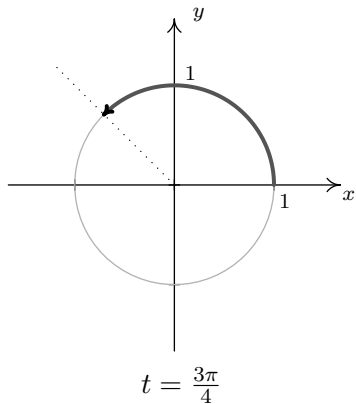
2. $t = -2\pi$

3. $t = -2$

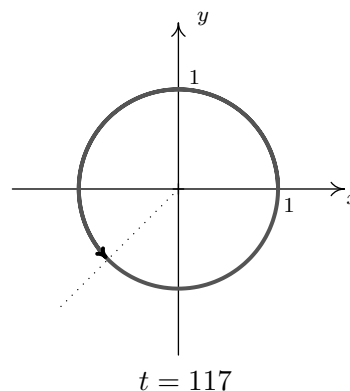
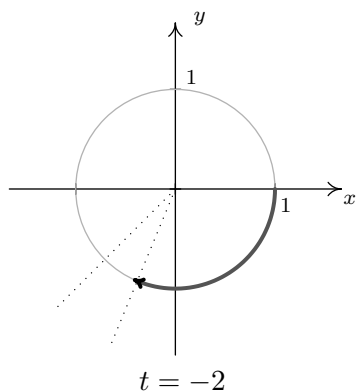
4. $t = 117$

SOLUTION.

- The arc associated with $t = \frac{3\pi}{4}$ is the arc on the Unit Circle which subtends the angle $\frac{3\pi}{4}$ in radian measure. Since $\frac{3\pi}{4}$ is $\frac{3}{8}$ of a revolution, we have an arc which begins at the point $(1, 0)$ proceeds counter-clockwise up to midway through Quadrant II.
- Since one revolution is 2π radians, and $t = -2\pi$ is negative, we graph the arc which begins at $(1, 0)$ and proceeds *clockwise* for one full revolution.



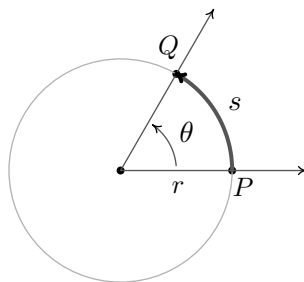
3. Like $t = -2\pi$, $t = -2$ is negative, so we begin our arc at $(1, 0)$ and proceed clockwise around the unit circle. Since $\pi \approx 3.14$ and $\frac{\pi}{2} \approx 1.57$, we find that rotating 2 radians clockwise from the point $(1, 0)$ lands us in Quadrant III. To more accurately place the endpoint, we proceed as we did in Example 10.1.1, successively halving the angle measure until we find $\frac{5\pi}{8} \approx 1.96$ which tells us our arc extends just a bit beyond the quarter mark into Quadrant III.
4. Since 117 is positive, the arc corresponding to $t = 117$ begins at $(1, 0)$ and proceeds counter-clockwise. As 117 is much greater than 2π , we wrap around the Unit Circle several times before finally reaching our endpoint. We approximate $\frac{117}{2\pi}$ as 18.62 which tells us we complete 18 revolutions counter-clockwise with 0.62, or just shy of $\frac{5}{8}$ of a revolution to spare. In other words, the terminal side of the angle which measures 117 radians in standard position is just short of being midway through Quadrant III.



□

10.1.1 APPLICATIONS OF RADIAN MEASURE: CIRCULAR MOTION

Now that we have paired angles with real numbers via radian measure, a whole world of applications await us. Our first excursion into this realm comes by way of circular motion. Suppose an object is moving as pictured below along a circular path of radius r from the point P to the point Q in an amount of time t .



Here s represents a *displacement* so that $s > 0$ means the object is traveling in a counter-clockwise direction and $s < 0$ indicates movement in a clockwise direction. Note that with this convention

the formula we used to define radian measure, namely $\theta = \frac{s}{r}$, still holds since a negative value of s incurred from a clockwise displacement matches the negative we assign to θ for a clockwise rotation. In Physics, the **average velocity** of the object, denoted \bar{v} and read as ‘ v -bar’, is defined as the average rate of change of the position of the object with respect to time.¹⁶ As a result, we have $\bar{v} = \frac{\text{displacement}}{\text{time}} = \frac{s}{t}$. The quantity \bar{v} has units of $\frac{\text{length}}{\text{time}}$ and conveys two ideas: the direction in which the object is moving and how fast the position of the object is changing. The contribution of direction in the quantity \bar{v} is either to make it positive (in the case of counter-clockwise motion) or negative (in the case of clockwise motion), so that the quantity $|\bar{v}|$ quantifies how fast the object is moving - it is the **speed** of the object. Measuring θ in radians we have $\theta = \frac{s}{r}$ so that $s = r\theta$ and

$$\bar{v} = \frac{s}{t} = \frac{r\theta}{t} = r \cdot \frac{\theta}{t}$$

The quantity $\frac{\theta}{t}$ is called the **average angular velocity** of the object. It is denoted by $\bar{\omega}$ and read as ‘omega-bar’. The quantity $\bar{\omega}$ is the average rate of change of the angle θ with respect to time and thus has units $\frac{\text{radians}}{\text{time}}$. If $\bar{\omega}$ is constant throughout the duration of the motion, then it can be shown¹⁷ that the average velocities involved, \bar{v} and $\bar{\omega}$ are the same as their instantaneous counterparts, v and ω , respectively. That is, v , simply called the ‘velocity’ of the object, is the instantaneous rate of change of the position of the object with respect to time.¹⁸ Similarly, ω is called the ‘angular velocity’ and is the instantaneous rate of change of the angle with respect to time. If the path of the object were ‘uncurled’ from a circle to form a line segment, the velocity of the object on that line segment would be the same as the velocity on the circle. For this reason, the quantity v is often called the *linear* velocity of the object in order to distinguish it from the *angular* velocity, ω . Putting together the ideas of the previous paragraph, we get the following.

EQUATION 10.2. Velocity for Circular Motion: For an object moving on a circular path of radius r with constant angular velocity ω , the (linear) velocity of the object is given by $v = r\omega$.

Mention must be made of units here. The units of v are $\frac{\text{length}}{\text{time}}$, the units of r are length only, and the units of ω are $\frac{\text{radians}}{\text{time}}$. Thus the left hand side of the equation $v = r\omega$ has units $\frac{\text{length}}{\text{time}}$, whereas the right hand side has units $\text{length} \cdot \frac{\text{radians}}{\text{time}} = \frac{\text{length} \cdot \text{radians}}{\text{time}}$. The supposed contradiction in units is resolved by remembering that radians are a dimensionless quantity and angles in radian measure are identified with real numbers so that the units $\frac{\text{length} \cdot \text{radians}}{\text{time}}$ reduce to the units $\frac{\text{length}}{\text{time}}$. We are long overdue for an example.

EXAMPLE 10.1.5. Assuming that the surface of the Earth is a sphere, any point on the Earth can be thought of as an object traveling on a circle which completes one revolution in (approximately) 24 hours. The path traced out by the point during this 24 hour period is the Latitude of that point. Lakeland Community College is at 41.628° north latitude, and it can be shown¹⁹ that the radius of the earth at this Latitude is approximately 2960 miles. Find the linear velocity, in miles per hour, of Lakeland Community College as the world turns.

¹⁶See Definition 2.3 in Section 2.1 for a review of this concept.

¹⁷You guessed it, using Calculus . . .

¹⁸See the discussion on Page 121 for more details on the idea of an ‘instantaneous’ rate of change.

¹⁹We will discuss how we arrived at this approximation in the next section.

SOLUTION. To use the formula $v = r\omega$, we first need to compute the angular velocity ω . The earth makes one revolution in 24 hours, and one revolution is 2π radians, so $\omega = \frac{2\pi \text{ radians}}{24 \text{ hours}} = \frac{\pi}{12 \text{ hours}}$, where, once again, we are using the fact that radians are real numbers and are dimensionless. (For simplicity's sake, we are also assuming that we are viewing the rotation of the earth as counter-clockwise so $\omega > 0$.) Hence, the linear velocity is

$$v = 2960 \text{ miles} \cdot \frac{\pi}{12 \text{ hours}} \approx 775 \frac{\text{miles}}{\text{hour}}$$

□

It is worth noting that the quantity $\frac{1 \text{ revolution}}{24 \text{ hours}}$ in Example 10.1.5 is called the **ordinary frequency** of the motion and is usually denoted by the variable f . The ordinary frequency is a measure of how often an object makes a complete cycle of the motion. The fact that $\omega = 2\pi f$ suggests that ω is also a frequency. Indeed, it is called the **angular frequency** of the motion. On a related note, the quantity $T = \frac{1}{f}$ is called the **period** of the motion and is the amount of time it takes for the object to complete one cycle of the motion. In the scenario of Example 10.1.5, the period of the motion is 24 hours, or one day. The concept of frequency and period help frame the equation $v = r\omega$ in a new light. That is, if ω is fixed, points which are farther from the center of rotation need to travel faster to maintain the same angular frequency since they have farther to travel to make one revolution in one period's time. The distance of the object to the center of rotation is the radius of the circle, r , and is the 'magnification factor' which relates ω and v . We will have more to say about frequencies and periods in the sections to come. While we have exhaustively discussed velocities associated with circular motion, we have yet to discuss a more natural question: if an object is moving on a circular path of radius r with a fixed angular velocity (frequency) ω , what is the position of the object at time t ? The answer to this question is the very heart of college Trigonometry and is answered in the next section.

10.1.2 EXERCISES

1. Convert each angle to the DMS system. Round your answers to the nearest second.

(a) 63.75° (b) 200.325° (c) -317.06° (d) 179.999°

2. Convert each angle to decimal degrees. Round your answers to three decimal places.

(a) $125^\circ 50'$ (b) $-32^\circ 10' 12''$ (c) $502^\circ 35'$ (d) $237^\circ 58' 43''$

3. Graph each oriented angle in standard position. Classify each angle according to where its terminal side lies and give two coterminal angles, one positive and one negative.

(a) 330° (c) $\frac{5\pi}{6}$ (e) $\frac{5\pi}{4}$ (g) $-\frac{\pi}{3}$
 (b) -135° (d) $-\frac{11\pi}{3}$ (f) $\frac{3\pi}{4}$ (h) $\frac{7\pi}{2}$

4. Convert each angle from degree measure into radian measure.

(a) 0° (c) 135° (e) -315° (g) 45°
 (b) 240° (d) -270° (f) 150° (h) -225°

5. Convert each angle from radian measure into degree measure.

(a) π (c) $\frac{7\pi}{6}$ (e) $\frac{\pi}{3}$ (g) $-\frac{\pi}{6}$
 (b) $-\frac{2\pi}{3}$ (d) $\frac{11\pi}{6}$ (f) $\frac{5\pi}{3}$ (h) $\frac{\pi}{2}$

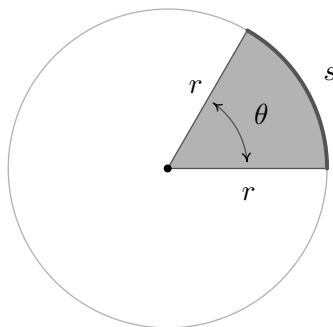
6. A computer hard drive contains a circular disk with diameter 2.5 inches and spins at a rate of 7200 RPM (revolutions per minute). Find the linear speed of a point on the edge of the disk in miles per hour.

7. A rock got stuck in the tread of my tire and when I was driving 70 miles per hour, the rock came loose and hit the inside of the wheel well of the car. How fast, in miles per hour, was the rock traveling when it came out of the tread? (The tire has a diameter of 23 inches.)

8. The Giant Wheel at Cedar Point is a circle with diameter 128 feet which sits on an 8 foot tall platform making its overall height is 136 feet. (Remember this from Exercise 5 in Section 7.2?) It completes two revolutions in 2 minutes and 7 seconds.²⁰ Assuming the riders are at the edge of the circle, how fast are they traveling in miles per hour?

²⁰Source: [Cedar Point's webpage](#).

9. Consider the circle of radius r pictured below with central angle θ , measured in radians, and subtended arc of length s . Prove that the area of the shaded sector is $A = \frac{1}{2}r^2\theta$.

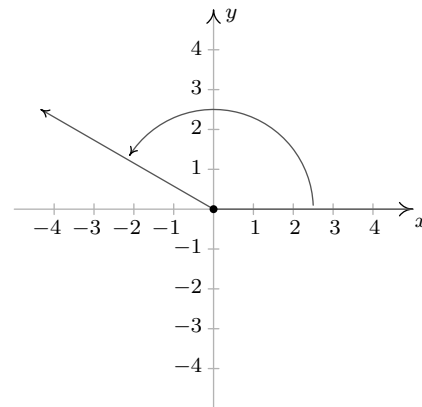
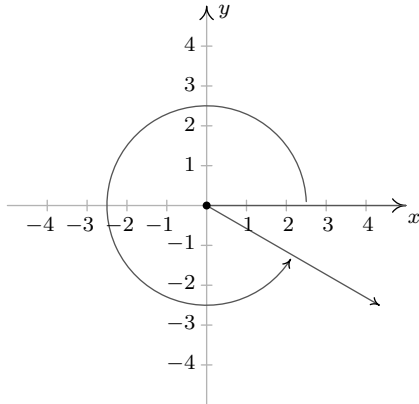


HINT: Use the proportion: $\frac{A}{\text{area of the circle}} = \frac{s}{\text{circumference of the circle}}$.

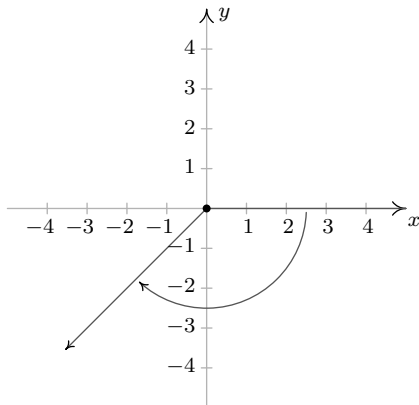
10. Use the result of Exercise 9 to compute the areas of the circular sectors with the given central angles and radii.
- (a) $\theta = \frac{\pi}{6}$, $r = 12$ (b) $\theta = \frac{5\pi}{4}$, $r = 100$ (c) $\theta = 330^\circ$, $r = 9.3$
11. Imagine a rope tied around the Earth at the equator. Show that you need to add only 2π feet of length to the rope in order to lift it one foot above the ground around the entire equator. (You do NOT need to know the radius of the Earth to show this.)
12. With the help of your classmates, look for a proof that π is indeed a constant.

10.1.3 ANSWERS

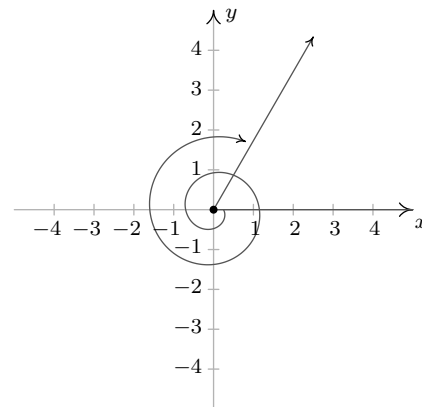
1. (a) $63^\circ 45'$ (b) $200^\circ 19' 30''$ (c) $-317^\circ 3' 36''$ (d) $179^\circ 59' 56''$
2. (a) 125.833° (b) -32.17° (c) 502.583° (d) 237.979°
3. (a) 330° is a Quadrant IV angle
coterminal with 690° and -30°



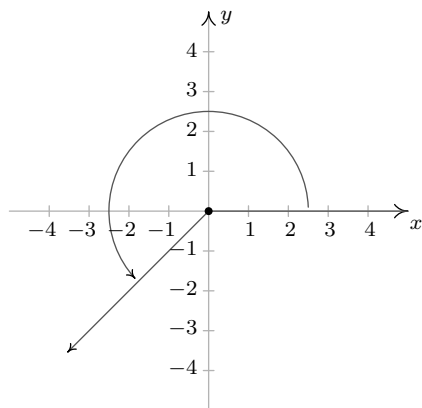
- (b) -135° is a Quadrant III angle
coterminal with 225° and -495°



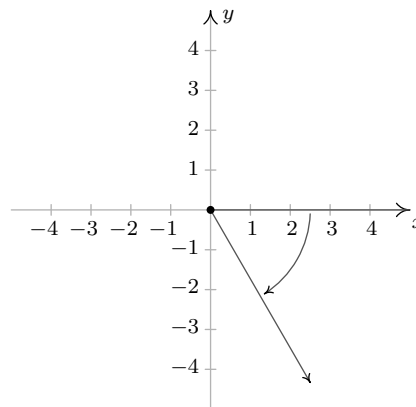
- (d) $-\frac{11\pi}{3}$ is a Quadrant I angle
coterminal with $\frac{\pi}{3}$ and $-\frac{5\pi}{3}$



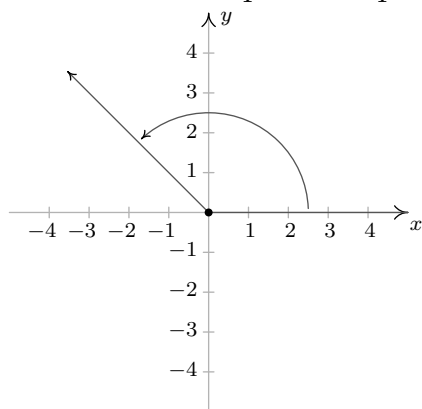
- (e) $\frac{5\pi}{4}$ is a Quadrant III angle
 coterminal with $\frac{13\pi}{4}$ and $-\frac{3\pi}{4}$



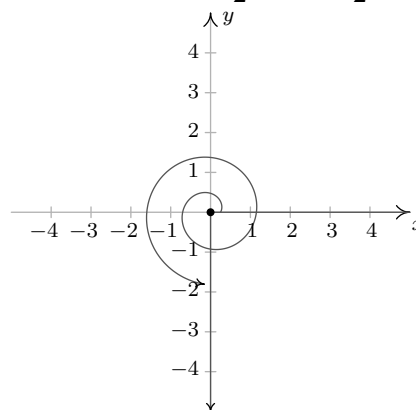
- (g) $-\frac{\pi}{3}$ is a Quadrant IV angle
 coterminal with $\frac{5\pi}{3}$ and $-\frac{7\pi}{3}$



- (f) $\frac{3\pi}{4}$ is a Quadrant II angle
 coterminal with $\frac{11\pi}{4}$ and $-\frac{5\pi}{4}$



- (h) $\frac{7\pi}{2}$ lies on the negative y-axis
 coterminal with $\frac{3\pi}{2}$ and $-\frac{\pi}{2}$



4. (a) 0

(c) $\frac{3\pi}{4}$

(e) $-\frac{7\pi}{4}$

(g) $\frac{\pi}{4}$

(b) $\frac{4\pi}{3}$

(d) $-\frac{3\pi}{2}$

(f) $\frac{5\pi}{6}$

(h) $-\frac{5\pi}{4}$

5. (a) 180°

(c) 210°

(e) 60°

(g) -30°

(b) -120°

(d) 330°

(f) 300°

(h) 90°

6. About 53.55 miles per hour

10. (a) 12π

7. 70 miles per hour

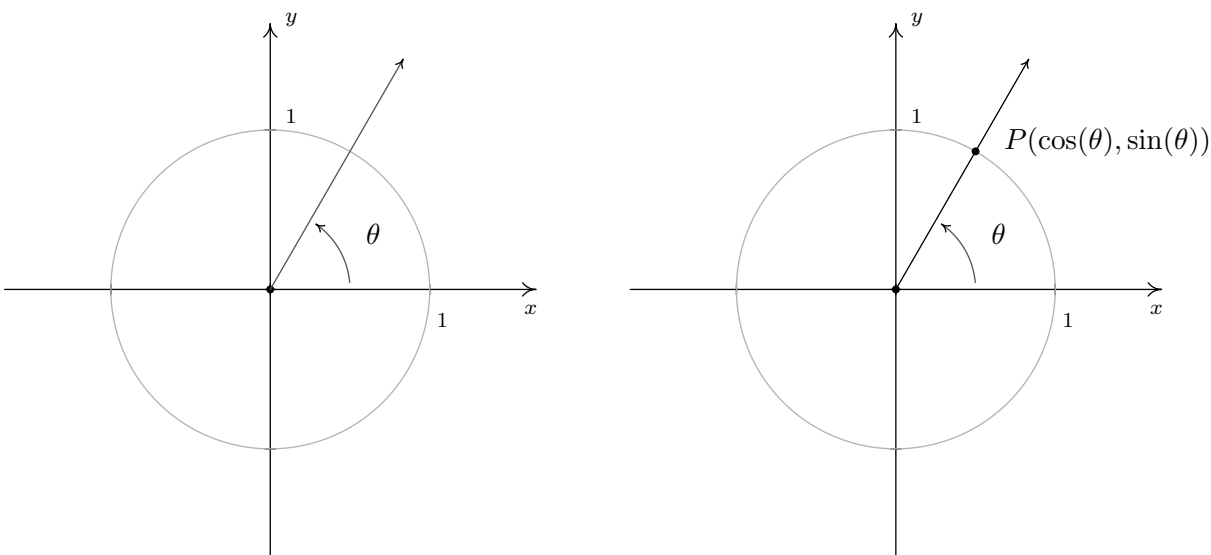
(b) 6250π

8. About 4.32 miles per hour

(c) $79.2825\pi \approx 249.07$

10.2 THE UNIT CIRCLE: COSINE AND SINE

In Section 10.1.1, we introduced circular motion and derived a formula which describes the linear velocity of an object moving on a circular path at a constant angular velocity. One of the goals of this section is describe the *position* of such an object. To that end, consider an angle θ in standard position and let P denote the point where the terminal side of θ intersects the Unit Circle. By associating a point P with an angle θ , we are assigning a position P on the Unit Circle to each angle θ . The x -coordinate of P is called the **cosine** of θ , written $\cos(\theta)$, while the y -coordinate of P is called the **sine** of θ , written $\sin(\theta)$.¹ The reader is encouraged to verify that the rules by which we match an angle with its cosine and sine do, in fact, satisfy the definition of function. That is, for each angle θ , there is only one associated value of $\cos(\theta)$ and only one associated value of $\sin(\theta)$.



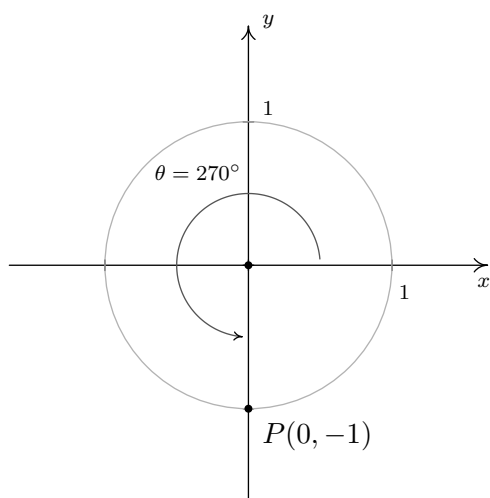
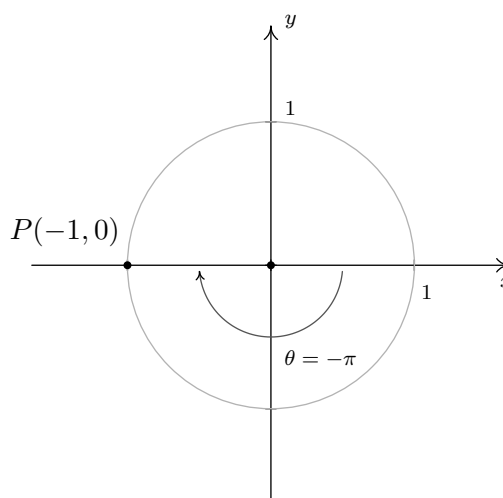
EXAMPLE 10.2.1. Find the cosine and sine of the following angles.

1. $\theta = 270^\circ$
2. $\theta = -\pi$
3. $\theta = 45^\circ$
4. $\theta = \frac{\pi}{6}$
5. $\theta = 60^\circ$

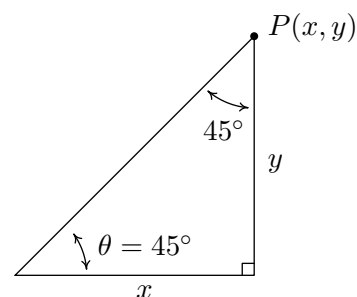
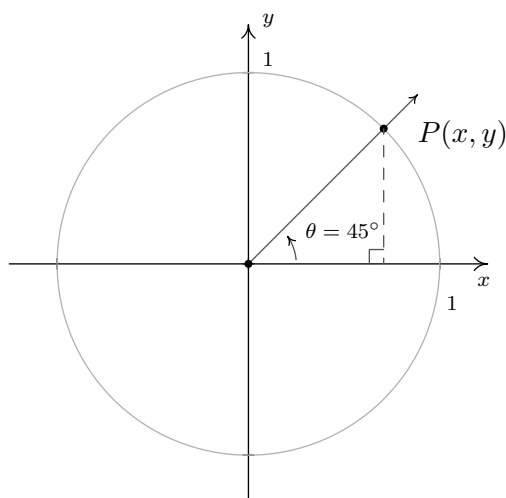
SOLUTION.

1. To find $\cos(270^\circ)$ and $\sin(270^\circ)$, we plot the angle $\theta = 270^\circ$ in standard position and find the point on the terminal side of θ which lies on the Unit Circle. Since 270° represents $\frac{3}{4}$ of a counter-clockwise revolution, the terminal side of θ lies along the negative y -axis. Hence, the point we seek is $(0, -1)$ so that $\cos\left(\frac{3\pi}{2}\right) = 0$ and $\sin\left(\frac{3\pi}{2}\right) = -1$.
2. The angle $\theta = -\pi$ represents one half of a clockwise revolution so its terminal side lies on the negative x -axis. The point on the Unit Circle which lies on the negative x -axis is $(-1, 0)$ which means $\cos(-\pi) = -1$ and $\sin(-\pi) = 0$.

¹The etymology of the name 'sine' is quite colorful, and the interested reader is invited to research it; the 'co' in 'cosine' is explained in Section 10.4.

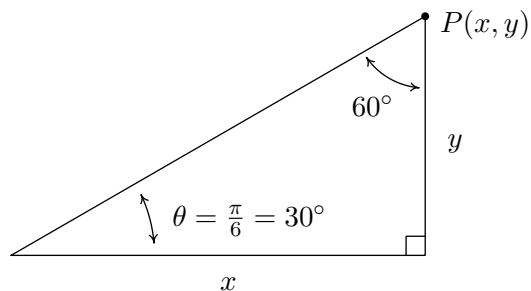
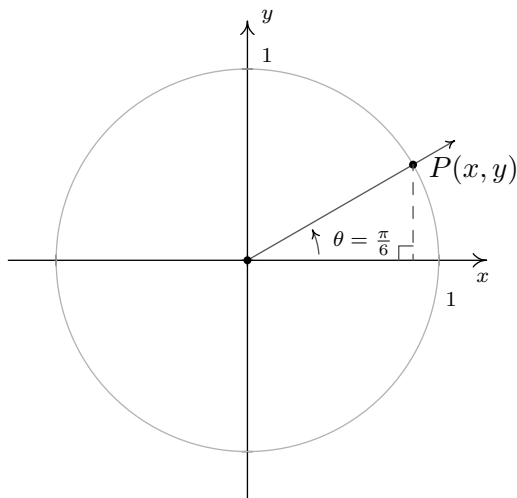
Finding $\cos(270^\circ)$ and $\sin(270^\circ)$ Finding $\cos(-\pi)$ and $\sin(-\pi)$

3. When we sketch $\theta = 45^\circ$ in standard position, we see that its terminal does not lie along any of the coordinate axes which makes our job of finding the cosine and sine values a bit more difficult. Let $P(x, y)$ denote the point on the terminal side of θ which lies on the Unit Circle. By definition, $x = \cos(45^\circ)$ and $y = \sin(45^\circ)$. If we drop a perpendicular line segment from P to the x -axis, we obtain a $45^\circ - 45^\circ - 90^\circ$ right triangle whose legs have lengths x and y units. From Geometry, we get $y = x$.² Since $P(x, y)$ lies on the Unit Circle, we have $x^2 + y^2 = 1$. Substituting $y = x$ into this equation yields $2x^2 = 1$, or $x = \pm\sqrt{\frac{1}{2}} = \pm\frac{\sqrt{2}}{2}$. Since $P(x, y)$ lies in the first quadrant, $x > 0$, so $x = \cos(45^\circ) = \frac{\sqrt{2}}{2}$ and with $y = x$ we have $y = \sin(45^\circ) = \frac{\sqrt{2}}{2}$.

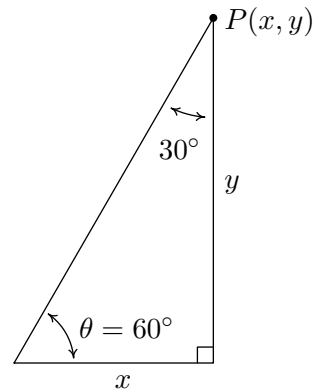
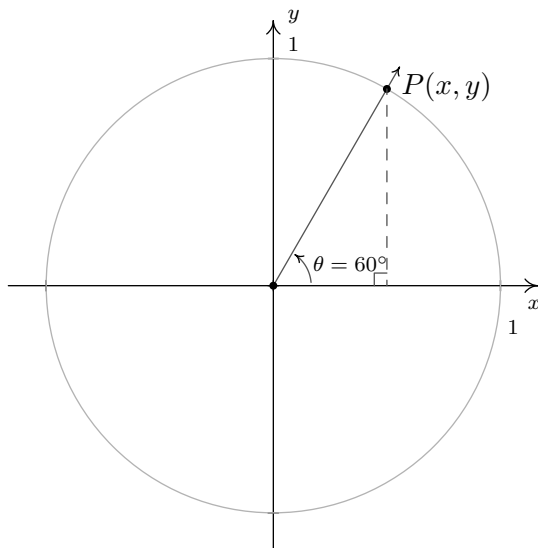


²Can you show this?

4. As before, the terminal side of $\theta = \frac{\pi}{6}$ does not lie on any of the coordinate axes, so we proceed using a triangle approach. Letting $P(x, y)$ denote the point on the terminal side of θ which lies on the Unit Circle, we drop a perpendicular line segment from P to the x -axis to form a $30^\circ - 60^\circ - 90^\circ$ right triangle. After a bit of Geometry³ we find $x = y\sqrt{3}$. Since $P(x, y)$ lies on the Unit Circle, we substitute $x = y\sqrt{3}$ into $x^2 + y^2 = 1$ to get $4y^2 = 1$, or $y = \pm\frac{1}{2}$. Here, $y > 0$, so $y = \sin\left(\frac{\pi}{6}\right) = \frac{1}{2}$, and since $x = y\sqrt{3}$, $x = \cos\left(\frac{\pi}{6}\right) = \frac{\sqrt{3}}{2}$.



5. Plotting $\theta = 60^\circ$ in standard position, we find it is not a quadrantal angle and set about using a triangle approach. Once again, we get a $30^\circ - 60^\circ - 90^\circ$ right triangle and, after the usual computations, find $x = \cos(60^\circ) = \frac{1}{2}$ and $y = \sin(60^\circ) = \frac{\sqrt{3}}{2}$.



□

³Again, can you show this?

In Example 10.2.1, it was quite easy to find the cosine and sine of the quadrantal angles, but for non-quadrantal angles, the task was much more involved. In these latter cases, we made good use of the fact that the point $P(x, y) = (\cos(\theta), \sin(\theta))$ lies on the Unit Circle, $x^2 + y^2 = 1$. If we substitute $x = \cos(\theta)$ and $y = \sin(\theta)$ into $x^2 + y^2 = 1$, we get $(\cos(\theta))^2 + (\sin(\theta))^2 = 1$. An unfortunate⁴ convention, which the authors are compelled to perpetuate, is to write $(\cos(\theta))^2$ as $\cos^2(\theta)$ and $(\sin(\theta))^2$ as $\sin^2(\theta)$. Rewriting the identity using this convention results in the following theorem, which is without a doubt one of the most important results in Trigonometry.

THEOREM 10.1. The Pythagorean Identity: For any angle θ , $\cos^2(\theta) + \sin^2(\theta) = 1$.

The moniker ‘Pythagorean’ brings to mind the Pythagorean Theorem, from which both the Distance Formula and the equation for a circle are ultimately derived.⁵ The word ‘Identity’ reminds us that, regardless of the angle θ , the equation in Theorem 10.1 is always true. If one of $\cos(\theta)$ or $\sin(\theta)$ is known, Theorem 10.1 can be used to determine the other, up to a sign, (\pm) . If, in addition, we know where the terminal side of θ lies when in standard position, then we can remove the ambiguity of the (\pm) and completely determine the missing value as the next example illustrates.

EXAMPLE 10.2.2. Using the given information about θ , find the indicated value.

1. If θ is a Quadrant II angle with $\sin(\theta) = \frac{3}{5}$, find $\cos(\theta)$.
2. If θ is a Quadrant III angle with $\cos(\theta) = -\frac{\sqrt{5}}{5}$, find $\sin(\theta)$.
3. If $\sin(\theta) = 1$, find $\cos(\theta)$.

SOLUTION.

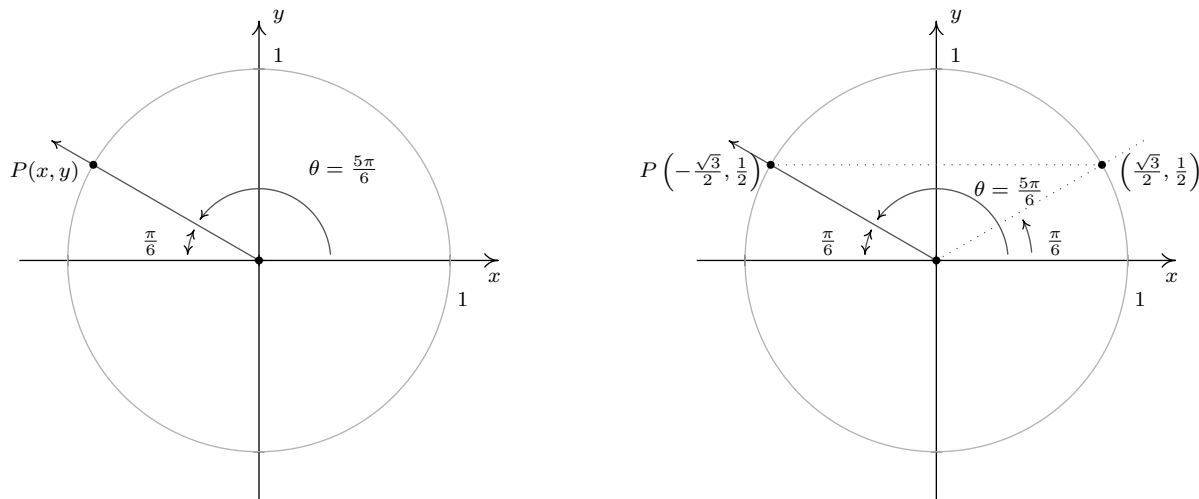
1. When we substitute $\sin(\theta) = \frac{3}{5}$ into The Pythagorean Identity, $\cos^2(\theta) + \sin^2(\theta) = 1$, we obtain $\cos^2(\theta) + \frac{9}{25} = 1$. Solving, we find $\cos(\theta) = \pm\frac{4}{5}$. Since θ is a Quadrant II angle, its terminal side, when plotted in standard position, lies in Quadrant II. Since the x -coordinates are negative in Quadrant II, $\cos(\theta)$ is too. Hence, $\cos(\theta) = -\frac{4}{5}$.
2. Substituting $\cos(\theta) = -\frac{\sqrt{5}}{5}$ into $\cos^2(\theta) + \sin^2(\theta) = 1$ gives $\sin(\theta) = \pm\frac{2}{\sqrt{5}} = \pm\frac{2\sqrt{5}}{5}$. Since θ is a Quadrant III angle, both its sine and cosine are negative (Can you see why?) so we conclude $\sin(\theta) = -\frac{2\sqrt{5}}{5}$.
3. When we substitute $\sin(\theta) = 1$ into $\cos^2(\theta) + \sin^2(\theta) = 1$, we find $\cos(\theta) = 0$. □

Another tool which helps immensely in determining cosines and sines of angles is the symmetry inherent in the Unit Circle. Suppose, for instance, we wish to know the cosine and sine of $\theta = \frac{5\pi}{6}$. We plot θ in standard position below and, as usual, let $P(x, y)$ denote the point on the terminal side of θ which lies on the Unit Circle. Note that the terminal side of θ lies $\frac{\pi}{6}$ radians short of one half revolution. In Example 10.2.1, we determined that $\cos(\frac{\pi}{6}) = \frac{\sqrt{3}}{2}$ and $\sin(\frac{\pi}{6}) = \frac{1}{2}$. This means

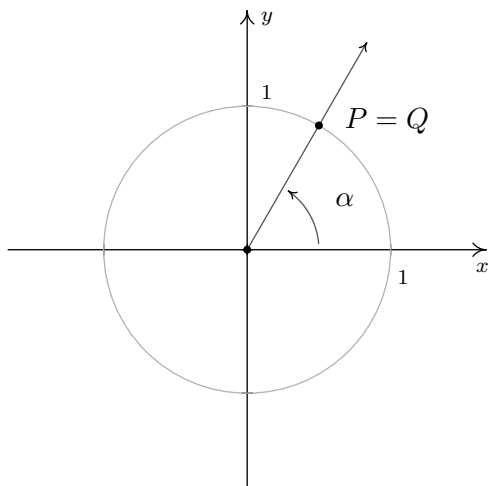
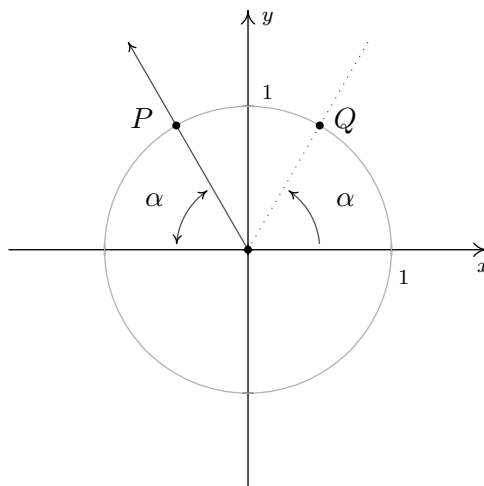
⁴This is unfortunate from a ‘function notation’ perspective. See Section 10.6.

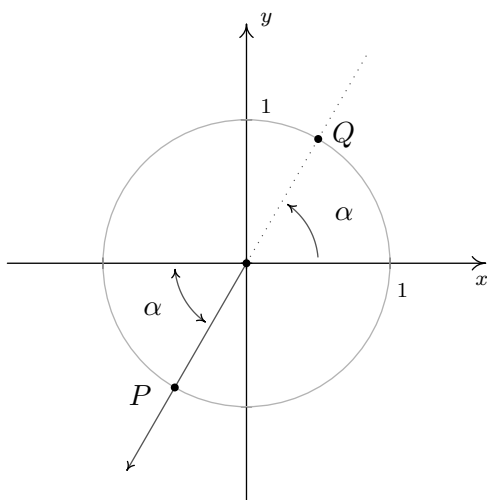
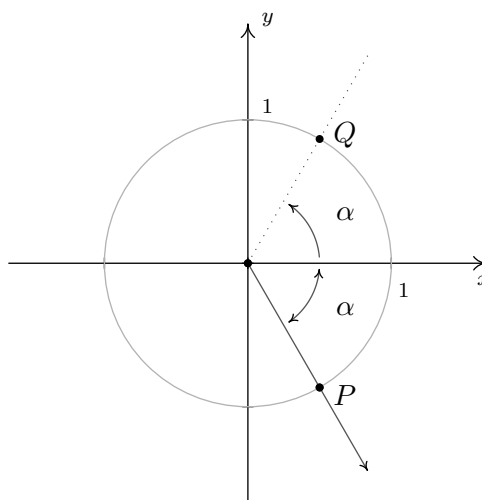
⁵See Sections 1.1 and 7.2 for details.

that the point on the terminal side of the angle $\frac{\pi}{6}$, when plotted in standard position, is $(\frac{\sqrt{3}}{2}, \frac{1}{2})$. From the figure below, it is clear that the point $P(x, y)$ we seek can be obtained by reflecting that point about the y -axis. Hence, $\cos(\frac{5\pi}{6}) = -\frac{\sqrt{3}}{2}$ and $\sin(\frac{5\pi}{6}) = \frac{1}{2}$.



In the above scenario, the angle $\frac{\pi}{6}$ is called the **reference angle** for the angle $\frac{5\pi}{6}$. In general, for a non-quadrantal angle θ , the reference angle for θ (usually denoted α) is the *acute* angle made between the terminal side of θ and the x -axis. If θ is a Quadrant I or IV angle, α is the angle between the terminal side of θ and the *positive* x -axis; if θ is a Quadrant II or III angle, α is the angle between the terminal side of θ and the *negative* x -axis. If we let P denote the point $(\cos(\theta), \sin(\theta))$, then P lies on the Unit Circle. Since the Unit Circle possesses symmetry with respect to the x -axis, y -axis and origin, regardless of where the terminal side of θ lies, there is a point Q symmetric with P which determines θ 's reference angle, α as seen below.

Reference angle α for a Quadrant I angleReference angle α for a Quadrant II angle

Reference angle α for a Quadrant III angleReference angle α for a Quadrant IV angle

We have just outlined the proof of the following theorem.

THEOREM 10.2. Reference Angle Theorem. Suppose α is the reference angle for θ . Then $\cos(\theta) = \pm \cos(\alpha)$ and $\sin(\theta) = \pm \sin(\alpha)$, where the choice of the (\pm) depends on the quadrant in which the terminal side of θ lies.

In light of Theorem 10.2, it pays to know the cosine and sine values for certain common angles. In the table below, we summarize the values which we consider essential and must be memorized.

Cosine and Sine Values of Common Angles

θ (degrees)	θ (radians)	$\cos(\theta)$	$\sin(\theta)$
0°	0	1	0
30°	$\frac{\pi}{6}$	$\frac{\sqrt{3}}{2}$	$\frac{1}{2}$
45°	$\frac{\pi}{4}$	$\frac{\sqrt{2}}{2}$	$\frac{\sqrt{2}}{2}$
60°	$\frac{\pi}{3}$	$\frac{1}{2}$	$\frac{\sqrt{3}}{2}$
90°	$\frac{\pi}{2}$	0	1

EXAMPLE 10.2.3. Find the cosine and sine of the following angles.

1. $\theta = 225^\circ$

2. $\theta = \frac{11\pi}{6}$

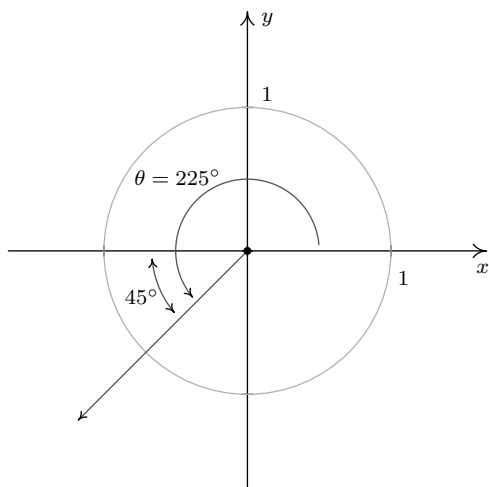
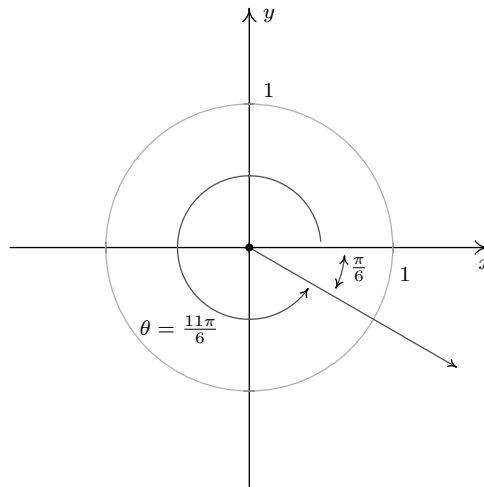
3. $\theta = -\frac{5\pi}{4}$

4. $\theta = \frac{7\pi}{3}$

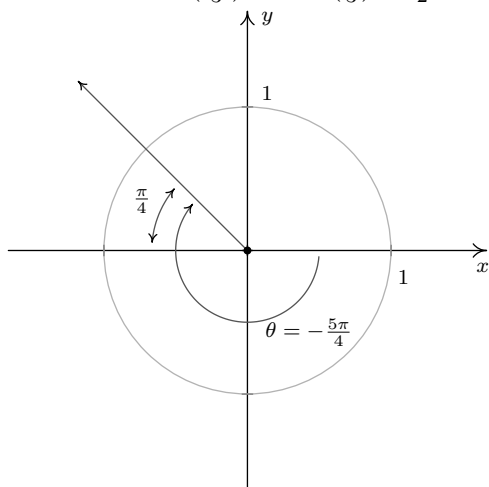
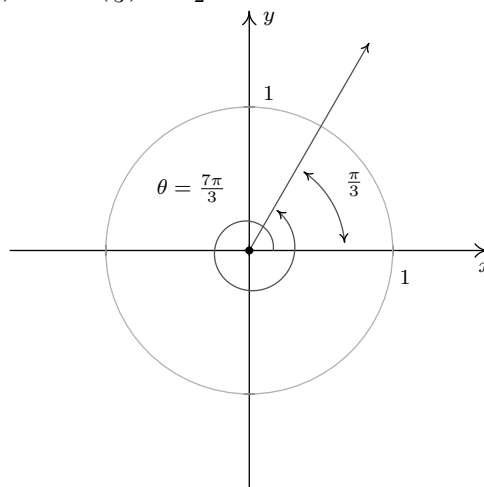
SOLUTION.

- We begin by plotting $\theta = 225^\circ$ in standard position and find its terminal side overshoots the negative x -axis to land in Quadrant III. Hence, we obtain θ 's reference angle α by subtracting: $\alpha = \theta - 180^\circ = 225^\circ - 180^\circ = 45^\circ$. Since θ is a Quadrant III angle, both $\cos(\theta) < 0$ and $\sin(\theta) < 0$. Coupling this with the Reference Angle Theorem, we obtain: $\cos(225^\circ) = -\cos(45^\circ) = -\frac{\sqrt{2}}{2}$ and $\sin(225^\circ) = -\sin(45^\circ) = -\frac{\sqrt{2}}{2}$.

2. The terminal side of $\theta = \frac{11\pi}{6}$, when plotted in standard position, lies in Quadrant IV, just shy of the positive x -axis. To find θ 's reference angle α , we subtract: $\alpha = 2\pi - \theta = 2\pi - \frac{11\pi}{6} = \frac{\pi}{6}$. Since θ is a Quadrant IV angle, $\cos(\theta) > 0$ and $\sin(\theta) < 0$, so the Reference Angle Theorem gives: $\cos\left(\frac{11\pi}{6}\right) = \cos\left(\frac{\pi}{6}\right) = \frac{\sqrt{3}}{2}$ and $\sin\left(\frac{11\pi}{6}\right) = -\sin\left(\frac{\pi}{6}\right) = -\frac{1}{2}$.

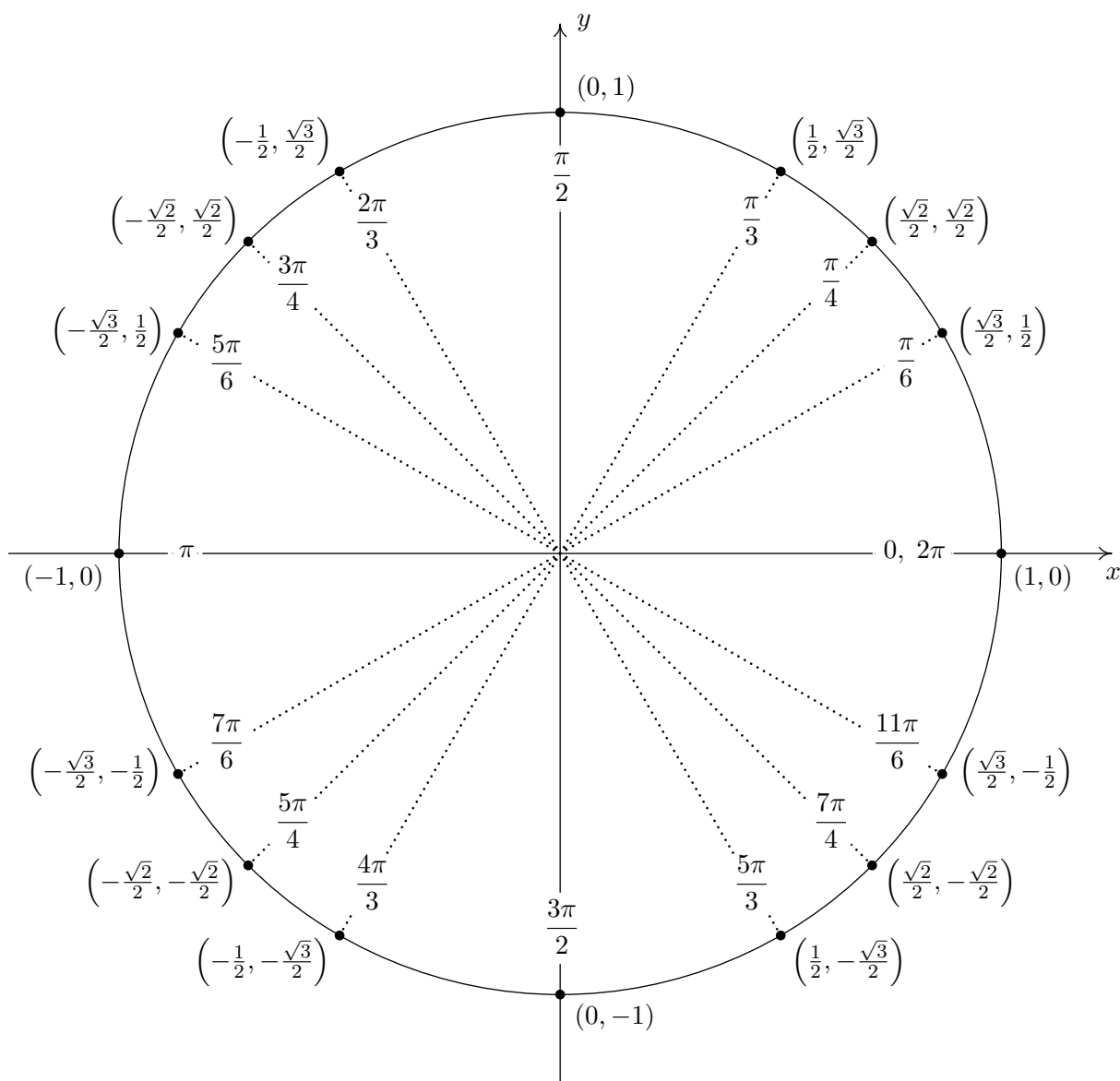
Finding $\cos(225^\circ)$ and $\sin(225^\circ)$ Finding $\cos\left(\frac{11\pi}{6}\right)$ and $\sin\left(\frac{11\pi}{6}\right)$

3. To plot $\theta = -\frac{5\pi}{4}$, we rotate *clockwise* an angle of $\frac{5\pi}{4}$ from the positive x -axis. The terminal side of θ , therefore, lies in Quadrant II making an angle of $\alpha = \frac{5\pi}{4} - \pi = \frac{\pi}{4}$ radians with respect to the negative x -axis. Since θ is a Quadrant II angle, the Reference Angle Theorem gives: $\cos\left(-\frac{5\pi}{4}\right) = -\cos\left(\frac{\pi}{4}\right) = -\frac{\sqrt{2}}{2}$ and $\sin\left(-\frac{5\pi}{4}\right) = \sin\left(\frac{\pi}{4}\right) = \frac{\sqrt{2}}{2}$.
4. Since the angle $\theta = \frac{7\pi}{3}$ measures more than $2\pi = \frac{6\pi}{3}$, we find the terminal side of θ by rotating one full revolution followed by an additional $\alpha = \frac{7\pi}{3} - 2\pi = \frac{\pi}{3}$ radians. Since θ and α are coterminal, $\cos\left(\frac{7\pi}{3}\right) = \cos\left(\frac{\pi}{3}\right) = \frac{1}{2}$ and $\sin\left(\frac{7\pi}{3}\right) = \sin\left(\frac{\pi}{3}\right) = \frac{\sqrt{3}}{2}$.

Finding $\cos\left(-\frac{5\pi}{4}\right)$ and $\sin\left(-\frac{5\pi}{4}\right)$ Finding $\cos\left(\frac{7\pi}{3}\right)$ and $\sin\left(\frac{7\pi}{3}\right)$

□

The reader may have noticed that when expressed in radian measure, the reference angle for a non-quadrantal angle is easy to spot. Reduced fraction multiples of π with a denominator of 6 have $\frac{\pi}{6}$ as a reference angle, those with a denominator of 4 have $\frac{\pi}{4}$ as their reference angle, and those with a denominator of 3 have $\frac{\pi}{3}$ as their reference angle.⁶ The Reference Angle Theorem in conjunction with the table of cosine and sine values on Page 617 can be used to generate the following figure, which the authors feel should be committed to memory.



Important Points on the Unit Circle

⁶For once, we have something convenient about using radian measure in contrast to the abstract theoretical nonsense about using them as a 'natural' way to match oriented angles with real numbers!

The next example summarizes all of the important ideas discussed thus far in the section.

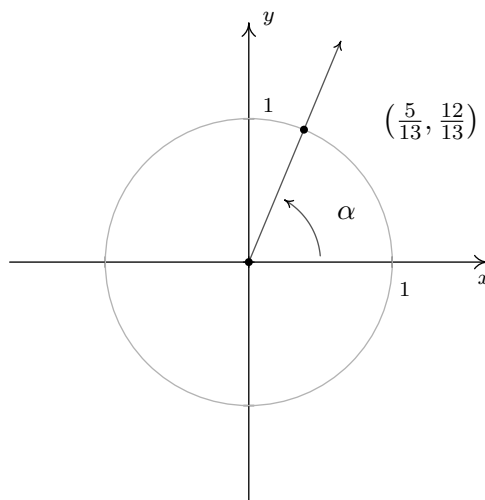
EXAMPLE 10.2.4. Suppose α is an acute angle with $\cos(\alpha) = \frac{5}{13}$.

1. Find $\sin(\alpha)$ and use this to plot α in standard position.
2. Find the sine and cosine of the following angles:

$$(a) \theta = \pi + \alpha \qquad (b) \theta = 2\pi - \alpha \qquad (c) \theta = 3\pi - \alpha \qquad (d) \theta = \frac{\pi}{2} + \alpha$$

SOLUTION.

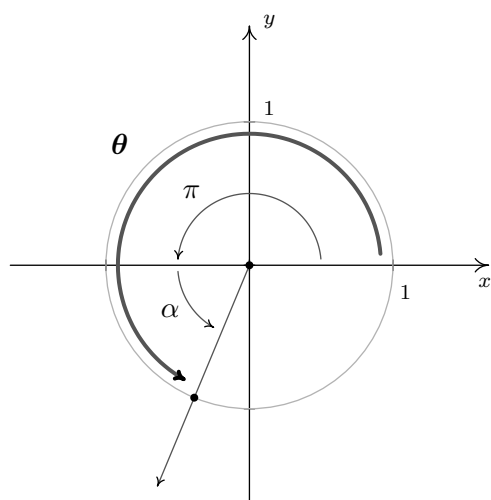
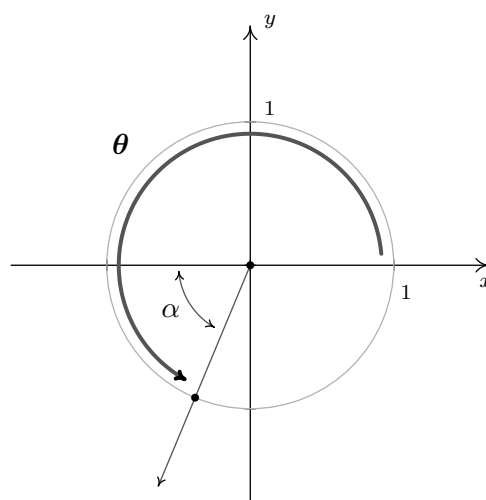
1. Proceeding as in Example 10.2.2, we substitute $\cos(\alpha) = \frac{5}{13}$ into $\cos^2(\alpha) + \sin^2(\alpha) = 1$ and find $\sin(\alpha) = \pm \frac{12}{13}$. Since α is an acute (and therefore Quadrant I) angle, $\sin(\alpha)$ is positive. Hence, $\sin(\alpha) = \frac{12}{13}$. To plot α in standard position, we begin our rotation on the positive x -axis to the ray which contains the point $(\cos(\alpha), \sin(\alpha)) = (\frac{5}{13}, \frac{12}{13})$.



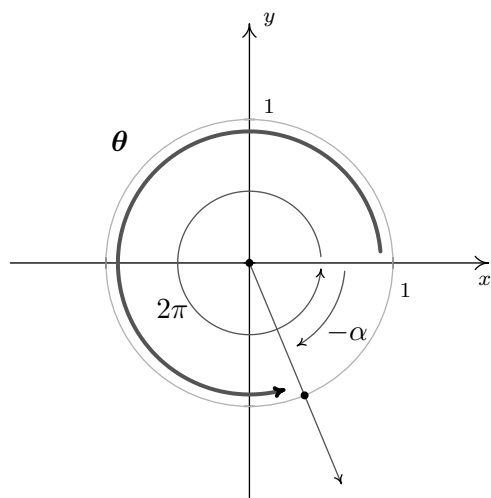
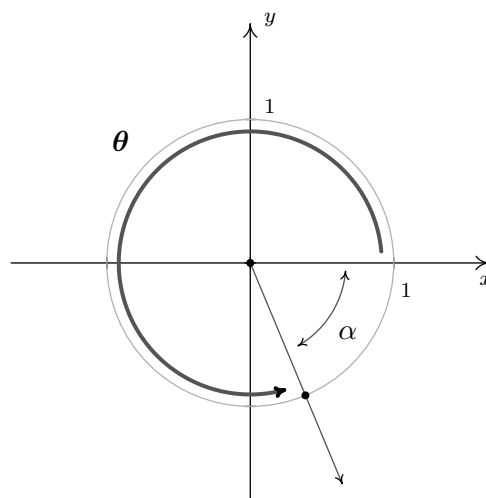
Sketching α

2. (a) To find the cosine and sine of $\theta = \pi + \alpha$, we first plot θ in standard position. We can imagine the sum of the angles $\pi + \alpha$ as a sequence of two rotations: a rotation of π radians followed by a rotation of α radians.⁷ We see that α is the reference angle for θ , so by The Reference Angle Theorem, $\cos(\theta) = \pm \cos(\alpha) = \pm \frac{5}{13}$ and $\sin(\theta) = \pm \sin(\alpha) = \pm \frac{12}{13}$. Since the terminal side of θ falls in Quadrant III, both $\cos(\theta)$ and $\sin(\theta)$ are negative, hence, $\cos(\theta) = -\frac{5}{13}$ and $\sin(\theta) = -\frac{12}{13}$.

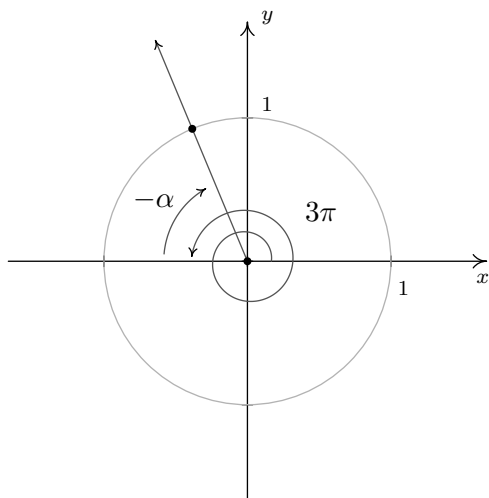
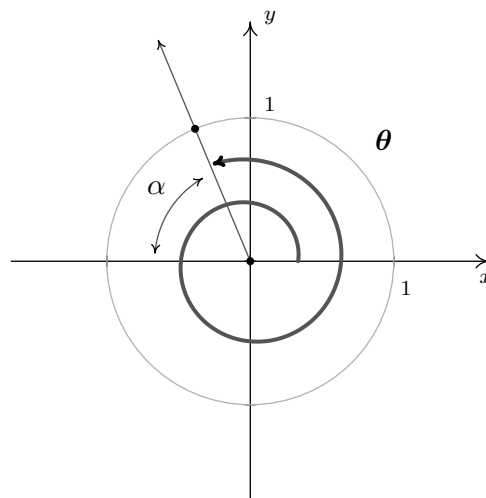
⁷Since $\pi + \alpha = \alpha + \pi$, θ may be plotted by reversing the order of rotations given here. You should do this.

Visualizing $\theta = \pi + \alpha$  θ has reference angle α

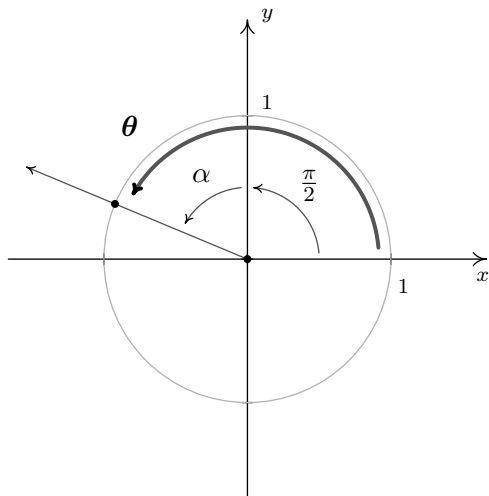
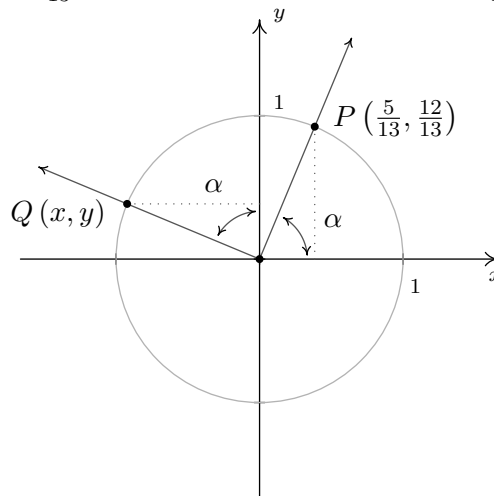
- (b) Rewriting $\theta = 2\pi - \alpha$ as $\theta = 2\pi + (-\alpha)$, we can plot θ by visualizing one complete revolution counter-clockwise followed by a *clockwise* revolution, or ‘backing up,’ of α radians. We see that α is θ ’s reference angle, and since θ is a Quadrant IV angle, the Reference Angle Theorem gives: $\cos(\theta) = \frac{5}{13}$ and $\sin(\theta) = -\frac{12}{13}$.

Visualizing $\theta = 2\pi - \alpha$  θ has reference angle α

- (c) Taking a cue from the previous problem, we rewrite $\theta = 3\pi - \alpha$ as $\theta = 3\pi + (-\alpha)$. The angle 3π represents one and a half revolutions counter-clockwise, so that when we ‘back up’ α radians, we end up in Quadrant II. Using the Reference Angle Theorem, we get $\cos(\alpha) = -\frac{5}{13}$ and $\sin(\alpha) = \frac{12}{13}$.

Visualizing $3\pi - \alpha$  θ has reference angle α

- (d) To plot $\theta = \frac{\pi}{2} + \alpha$, we first rotate $\frac{\pi}{2}$ radians and follow up with α radians. The reference angle here is *not* α , so The Reference Angle Theorem is not immediately applicable. (It's important that you see why this is the case. Take a moment to think about this before reading on.) Let $Q(x, y)$ be the point on the terminal side of θ which lies on the Unit Circle so that $x = \cos(\theta)$ and $y = \sin(\theta)$. Once we graph α in standard position, we use the fact that equal angles subtend equal chords to show that the dotted lines in the figure below are equal. Hence, $x = \cos(\theta) = -\frac{12}{13}$. Similarly, we find $y = \sin(\theta) = \frac{5}{13}$.

Visualizing $\theta = \frac{\pi}{2} + \alpha$ Using symmetry to determine $Q(x, y)$

□

Our next example asks us to solve some very basic trigonometric equations.⁸

⁸We will more formally study of trigonometric equations in Section 10.7. Enjoy these relatively straightforward exercises while they last!

EXAMPLE 10.2.5. Find all of the angles which satisfy the given equation.

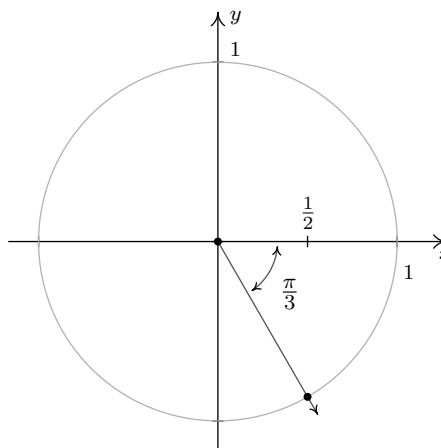
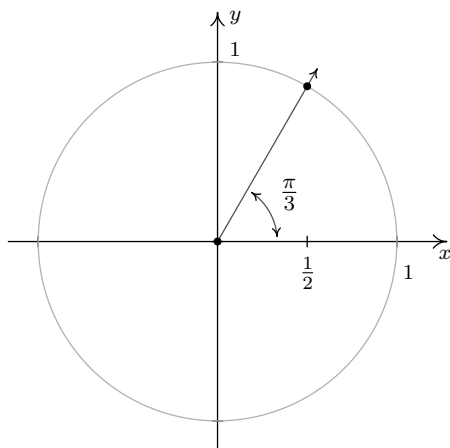
1. $\cos(\theta) = \frac{1}{2}$

2. $\sin(\theta) = -\frac{1}{2}$

3. $\cos(\theta) = 0$.

SOLUTION. Since there is no context in the problem to indicate whether to use degrees or radians, we will default to using radian measure in our answers to each of these problems. This choice will be justified later in the text when we study what is known as Analytic Trigonometry. In those sections to come, radian measure will be the *only* appropriate angle measure so it is worth the time to become “fluent in radians” now.

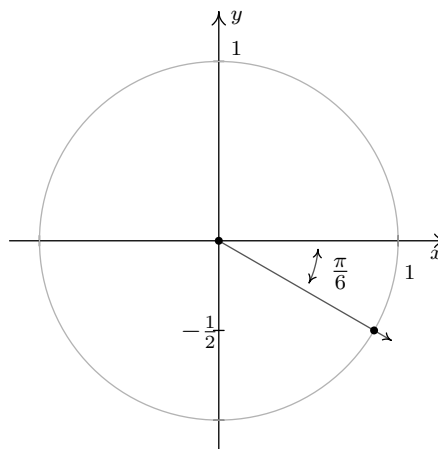
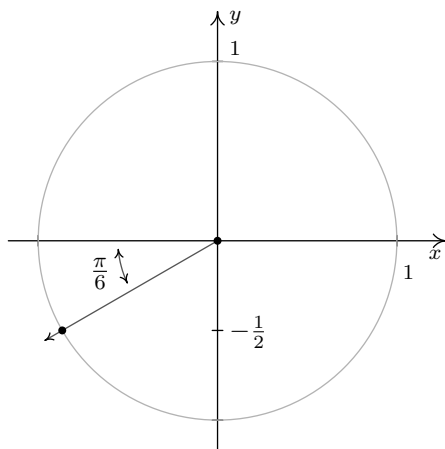
1. If $\cos(\theta) = \frac{1}{2}$, then the terminal side of θ , when plotted in standard position, intersects the Unit Circle at $x = \frac{1}{2}$. This means θ is a Quadrant I or IV angle with reference angle $\frac{\pi}{3}$.



One solution in Quadrant I is $\theta = \frac{\pi}{3}$, and since all other Quadrant I solutions must be coterminal with $\frac{\pi}{3}$, we find $\theta = \frac{\pi}{3} + 2\pi k$ for integers k .⁹ Proceeding similarly for the Quadrant IV case, we find the solution to $\cos(\theta) = \frac{1}{2}$ here is $\frac{5\pi}{3}$, so our answer in this Quadrant is $\theta = \frac{5\pi}{3} + 2\pi k$ for integers k .

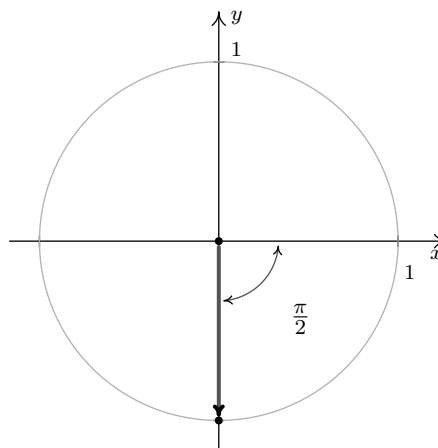
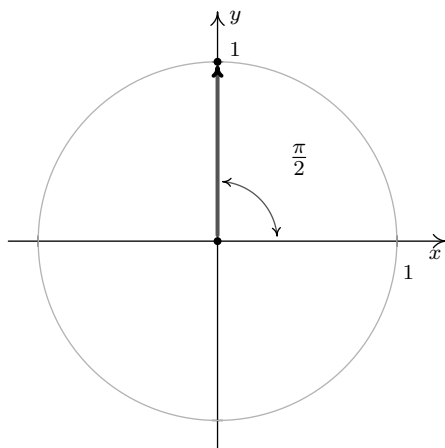
2. If $\sin(\theta) = -\frac{1}{2}$, then when θ is plotted in standard position, its terminal side intersects the Unit Circle at $y = -\frac{1}{2}$. From this, we determine θ is a Quadrant III or Quadrant IV angle with reference angle $\frac{\pi}{6}$.

⁹Recall in Section 10.1, two angles in radian measure are coterminal if and only if they differ by an integer multiple of 2π . Hence to describe all angles coterminal with a given angle, we add $2\pi k$ for integers $k = 0, \pm 1, \pm 2, \dots$



In Quadrant III, one solution is $\frac{7\pi}{6}$, so we capture all Quadrant III solutions by adding integer multiples of 2π : $\theta = \frac{7\pi}{6} + 2\pi k$. In Quadrant IV, one solution is $\frac{11\pi}{6}$ so all the solutions here are of the form $\theta = \frac{11\pi}{6} + 2\pi k$ for integers k .

3. The angles with $\cos(\theta) = 0$ are quadrantal angles whose terminal sides, when plotted in standard position, lie along the y -axis.



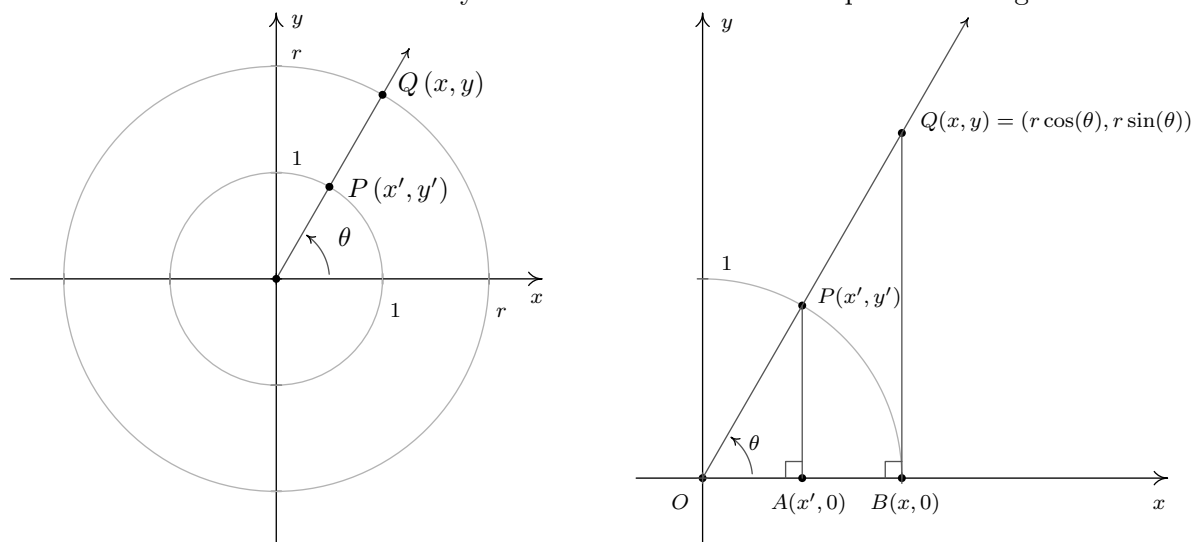
While, technically speaking, $\frac{\pi}{2}$ isn't a reference angle we can nonetheless use it to find our answers. If we follow the procedure set forth in the previous examples, we find $\theta = \frac{\pi}{2} + 2\pi k$ and $\theta = \frac{3\pi}{2} + 2\pi k$ for integers, k . While this solution is correct, it can be shortened to $\theta = \frac{\pi}{2} + \pi k$ for integers k . (Can you see why this works from the diagram?) \square

One of the key items to take from Example 10.2.5 is that, in general, solutions to trigonometric equations consist of infinitely many answers. To get a feel for these answers, the reader is encouraged to follow our mantra from Chapter 9 - that is, 'When in doubt, write it out!' This is especially important when checking answers to the exercises. For example, another Quadrant IV solution to $\sin(\theta) = -\frac{1}{2}$ is $\theta = -\frac{\pi}{6}$. Hence, the family of Quadrant IV answers to number 2 above could just have easily been written $\theta = -\frac{\pi}{6} + 2\pi k$ for integers k . While on the surface, this family may look

different than the stated solution of $\theta = \frac{11\pi}{6} + 2\pi k$ for integers k , we leave it to the reader to show they represent the same list of angles.

10.2.1 BEYOND THE UNIT CIRCLE

We began the section with a quest to describe the position of a particle experiencing circular motion. In defining the cosine and sine functions, we assigned to each angle a position on the *Unit Circle*. In this subsection, we broaden our scope to include circles of radius r centered at the origin. Consider for the moment the *acute* angle θ drawn below in standard position. Let $Q(x, y)$ be the point on the terminal side of θ which lies on the circle $x^2 + y^2 = r^2$, and let $P(x', y')$ be the point on the terminal side of θ which lies on the Unit Circle. Now consider dropping perpendiculars from P and Q to create two right triangles, $\triangle OPA$ and $\triangle OQB$. These triangles are similar,¹⁰ thus it follows that $\frac{x}{x'} = \frac{r}{1} = r$, so $x = rx'$ and, similarly, we find $y = ry'$. Since, by definition, $x' = \cos(\theta)$ and $y' = \sin(\theta)$, we get the coordinates of Q to be $x = r \cos(\theta)$ and $y = r \sin(\theta)$. By reflecting these points through the x -axis, y -axis and origin, we obtain the result for all non-quadrantal angles θ , and we leave it to the reader to verify these formulas hold for the quadrantal angles.



Not only can we describe the coordinates of Q in terms of $\cos(\theta)$ and $\sin(\theta)$ but since the radius of the circle is $r = \sqrt{x^2 + y^2}$, we can also express $\cos(\theta)$ and $\sin(\theta)$ in terms of the coordinates of Q . These results are summarized in the following theorem.

THEOREM 10.3. Suppose $Q(x, y)$ is the point on the terminal side of an angle θ , plotted in standard position, which lies on the circle of radius r , $x^2 + y^2 = r^2$. Then $x = r \cos(\theta)$ and $y = r \sin(\theta)$. Moreover,

$$\cos(\theta) = \frac{x}{r} = \frac{x}{\sqrt{x^2 + y^2}} \quad \text{and} \quad \sin(\theta) = \frac{y}{r} = \frac{y}{\sqrt{x^2 + y^2}}$$

¹⁰Do you remember why?

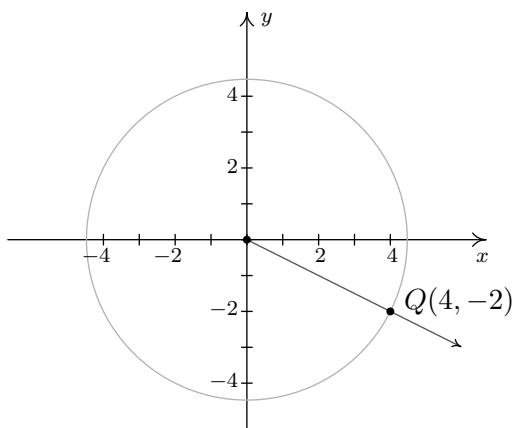
Note that in the case of the Unit Circle we have $r = \sqrt{x^2 + y^2} = 1$, so Theorem 10.3 reduces to our definitions of $\cos(\theta)$ and $\sin(\theta)$.

EXAMPLE 10.2.6.

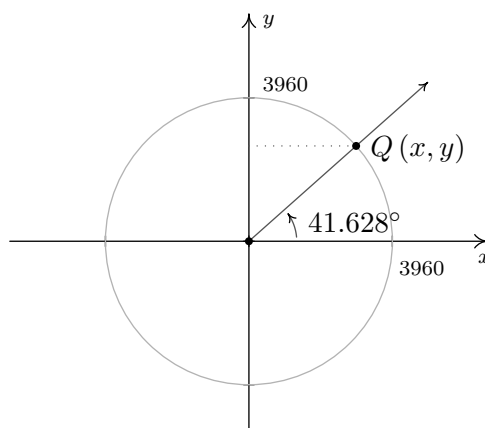
1. Suppose that the terminal side of an angle θ , when plotted in standard position, contains the point $Q(4, -2)$. Find $\sin(\theta)$ and $\cos(\theta)$.
2. In Example 10.1.5 in Section 10.1, we approximated the radius of the earth at 41.628° north latitude to be 2960 miles. Justify this approximation if the radius of the Earth at the Equator is approximately 3960 miles.

SOLUTION.

1. Using Theorem 10.3 with $x = 4$ and $y = -2$, we find $r = \sqrt{(4)^2 + (-2)^2} = \sqrt{20} = 2\sqrt{5}$ so that $\cos(\theta) = \frac{x}{r} = \frac{4}{2\sqrt{5}} = \frac{2\sqrt{5}}{5}$ and $y = \frac{y}{r} = \frac{-2}{2\sqrt{5}} = -\frac{\sqrt{5}}{5}$.
2. Assuming the Earth is a sphere, a cross-section through the poles produces a circle of radius 3960 miles. Viewing the Equator as the x -axis, the value we seek is the x -coordinate of the point $Q(x, y)$ indicated in the figure below.



The terminal side of θ contains $Q(4, -2)$



A point on the Earth at 41.628° N

Using Theorem 10.3, we get $x = 3960 \cos(41.628^\circ)$. Using a calculator in 'degree' mode, we find $3960 \cos(41.628^\circ) \approx 2960$. Hence, the radius of the Earth at North Latitude 41.628° is approximately 2960 miles.

```

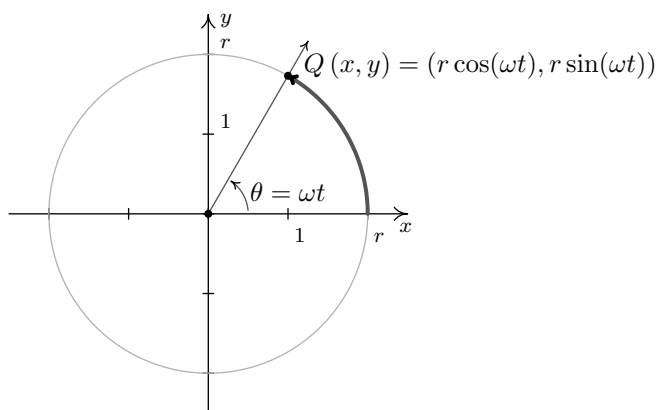
NORMAL SCI ENG
FLOAT 0 1 2 3 4 5 6 7 8 9
RADIAN DEGREE
FUNC PAR POL SEQ
CONNECTED DOT
SEQUENTIAL SIMUL
REAL a+bi r<^&theta
FULL HORIZ G-T
SETCLOCK 10/07/01 21:55
  
```

```

3960cos(41.628)
2959.995241
  
```

□

Theorem 10.3 gives us what we need to describe the position of an object traveling in a circular path of radius r with constant angular velocity ω . Suppose that at time t , the object has swept out an angle measuring θ radians. If we assume that the object is at the point $(r, 0)$ when $t = 0$, the angle θ is in standard position. By definition, $\omega = \frac{\theta}{t}$ which we rewrite as $\theta = \omega t$. According to Theorem 10.3, the location of the object $Q(x, y)$ on the circle is found using the equations $x = r \cos(\theta) = r \cos(\omega t)$ and $y = r \sin(\theta) = r \sin(\omega t)$. Hence, at time t , the object is at the point $(r \cos(\omega t), r \sin(\omega t))$.¹¹



Equations for Circular Motion

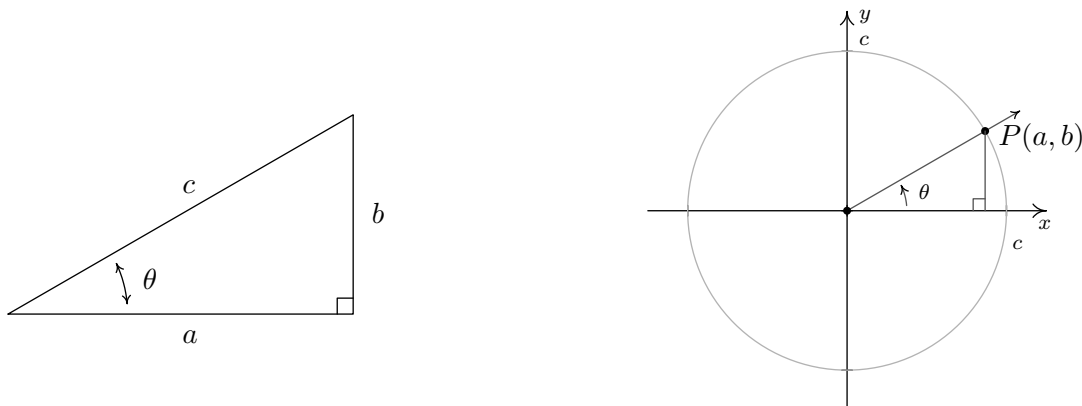
EXAMPLE 10.2.7. Suppose we are in the situation of Example 10.1.5. Find the equations of motion of Lakeland Community College as the earth rotates.

SOLUTION. From Example 10.1.5, we take $r = 2960$ miles and $\omega = \frac{\pi}{12 \text{ hours}}$. Hence, the equations of motion are $x = r \cos(\omega t) = 2960 \cos\left(\frac{\pi}{12}t\right)$ and $y = r \sin(\omega t) = 2960 \sin\left(\frac{\pi}{12}t\right)$, where x and y are measured in miles and t is measured in hours. \square

In addition to circular motion, Theorem 10.3 is also the key to developing what is usually called ‘right triangle’ trigonometry.¹² As we shall see in the sections to come, many applications in trigonometry involve finding the measures of the angles in, and lengths of the sides of, right triangles. Indeed, we made good use of some properties of right triangles to find the exact values of the cosine and sine of many of the angles in Example 10.2.1, so the following development shouldn’t be that much of a surprise. Consider the generic right triangle below with corresponding acute angle θ . The side with length a is called the side of the triangle *adjacent* to θ ; the side with length b is called the side of the triangle *opposite* θ ; and the remaining side of length c (the side opposite the right angle) is called the hypotenuse. We now imagine drawing this triangle in Quadrant I so that the angle θ is in standard position with the adjacent side to θ lying along the positive x -axis.

¹¹If the object does not start at $(r, 0)$ when $t = 0$, the equations of motion need to be adjusted accordingly. If $t_0 > 0$ is the first time the object passes through the point $(r, 0)$, it can be shown the position of the object is given by $x = r \cos(\omega(t - t_0))$ and $y = r \sin(\omega(t - t_0))$.

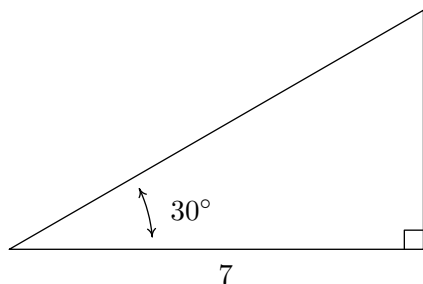
¹²You may have been exposed to this in High School.



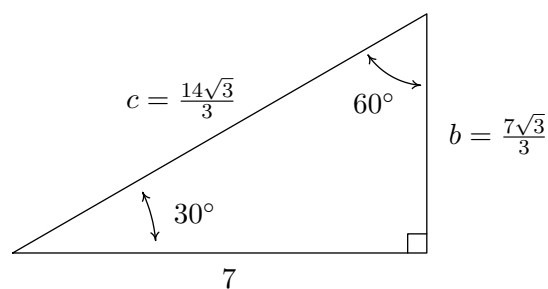
According to the Pythagorean Theorem, $a^2 + b^2 = c^2$, so that the point $P(a, b)$ lies on a circle of radius c . Theorem 10.3 tells us that $\cos(\theta) = \frac{a}{c}$ and $\sin(\theta) = \frac{b}{c}$, so we have determined the cosine and sine of θ in terms of the lengths of the sides of the right triangle. Thus we have the following theorem.

THEOREM 10.4. Suppose θ is an acute angle residing in a right triangle. If the length of the side adjacent to θ is a , the length of the side opposite θ is b , and the length of the hypotenuse is c , then $\cos(\theta) = \frac{a}{c}$ and $\sin(\theta) = \frac{b}{c}$.

EXAMPLE 10.2.8. Find the measure of the missing angle and the lengths of the missing sides of:

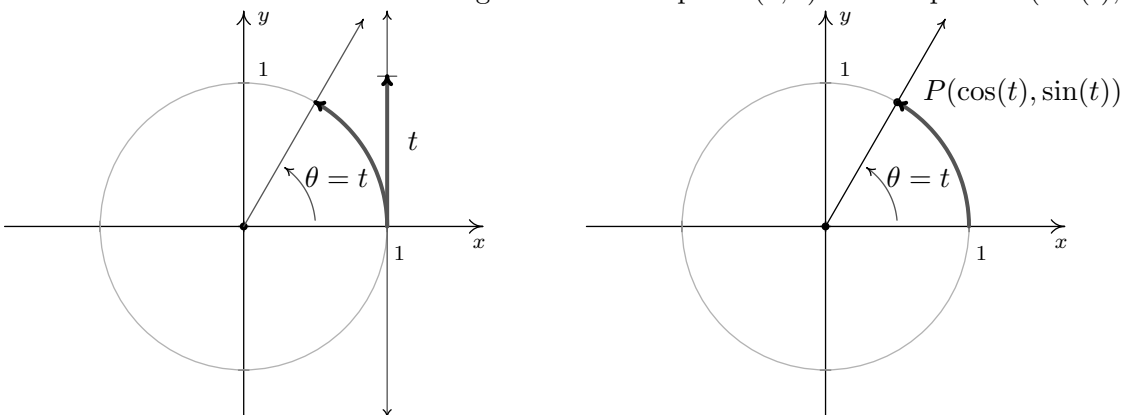


SOLUTION. The first and easiest task is to find the measure of the missing angle. Since the sum of angles of a triangle is 180° , we know that the missing angle has measure $180^\circ - 30^\circ - 90^\circ = 60^\circ$. We now proceed to find the lengths of the remaining two sides of the triangle. Let c denote the length of the hypotenuse of the triangle. By Theorem 10.4, we have $\cos(30^\circ) = \frac{7}{c}$, or $c = \frac{7}{\cos(30^\circ)}$. Since $\cos(30^\circ) = \frac{\sqrt{3}}{2}$, we have, after the usual fraction gymnastics, $c = \frac{14\sqrt{3}}{3}$. At this point, we have two ways to proceed to find the length of the side opposite the 30° angle, which we'll denote b . We know the length of the adjacent side is 7 and the length of the hypotenuse is $\frac{14\sqrt{3}}{3}$, so we could use the Pythagorean Theorem to find the missing side and solve $(7)^2 + b^2 = \left(\frac{14\sqrt{3}}{3}\right)^2$ for b . Alternatively, we could use Theorem 10.4, namely that $\sin(30^\circ) = \frac{b}{c}$. Choosing the latter, we find $b = c \sin(30^\circ) = \frac{14\sqrt{3}}{3} \cdot \frac{1}{2} = \frac{7\sqrt{3}}{3}$. The triangle with all of its data is recorded below.



□

We close this section by noting that we can easily extend the functions cosine and sine to real numbers by identifying a real number t with the angle $\theta = t$ radians. Using this identification, we define $\cos(t) = \cos(\theta)$ and $\sin(t) = \sin(\theta)$. In practice this means expressions like $\cos(\pi)$ and $\sin(2)$ can be found by regarding the inputs as angles in radian measure or real numbers; the choice is the reader's. If we trace the identification of real numbers t with angles θ in radian measure to its roots on page 604, we can spell out this correspondence more precisely. For each real number t , we associate an oriented arc t units in length with initial point $(1, 0)$ and endpoint $P(\cos(t), \sin(t))$.



In the same way we studied polynomial, rational, exponential, and logarithmic functions, we will study the trigonometric functions $f(t) = \cos(t)$ and $g(t) = \sin(t)$. The first order of business is to find the domains and ranges of these functions. Whether we think of identifying the real number t with the angle $\theta = t$ radians, or think of wrapping an oriented arc around the Unit Circle to find coordinates on the Unit Circle, it should be clear that both the cosine and sine functions are defined for all real numbers t . In other words, the domain of $f(t) = \cos(t)$ and of $g(t) = \sin(t)$ is $(-\infty, \infty)$. Since $\cos(t)$ and $\sin(t)$ represent x - and y -coordinates, respectively, of points on the Unit Circle, they both take on all of the values between -1 and 1 , inclusive. In other words, the range of $f(t) = \cos(t)$ and of $g(t) = \sin(t)$ is the interval $[-1, 1]$. To summarize:

THEOREM 10.5. Domain and Range of the Cosine and Sine Functions:

- The function $f(t) = \cos(t)$
 - has domain $(-\infty, \infty)$
 - has range $[-1, 1]$
- The function $g(t) = \sin(t)$
 - has domain $(-\infty, \infty)$
 - has range $[-1, 1]$

Suppose, as in the Exercises, we are asked to solve an equation such as $\sin(t) = -\frac{1}{2}$. As we have already mentioned, the distinction between t as a real number and as an angle $\theta = t$ radians is often blurred. Indeed, we solve $\sin(t) = -\frac{1}{2}$ in the exact same manner¹³ as we did in Example 10.2.5 number 2. Our solution is only cosmetically different in that the variable used is t rather than θ : $t = \frac{7\pi}{6} + 2\pi k$ or $t = \frac{11\pi}{6} + 2\pi k$ for integers, k . We will study the cosine and sine functions in greater detail in Section 10.5. Until then, keep in mind that any properties of cosine and sine developed in the following sections which regard them as functions of *angles* in *radian* measure apply equally well if the inputs are regarded as *real numbers*.

¹³Well, to be pedantic, we would be technically using ‘reference numbers’ or ‘reference arcs’ instead of ‘reference angles’ – but the idea is the same.

10.2.2 EXERCISES

1. Find the exact value of the cosine and sine of the following angles.

(a) $\theta = 0$	(f) $\theta = \frac{3\pi}{4}$	(k) $\theta = \frac{3\pi}{2}$	(p) $\theta = -\frac{43\pi}{6}$
(b) $\theta = \frac{\pi}{4}$	(g) $\theta = \pi$	(l) $\theta = \frac{5\pi}{3}$	(q) $\theta = -\frac{3\pi}{4}$
(c) $\theta = \frac{\pi}{3}$	(h) $\theta = \frac{7\pi}{6}$	(m) $\theta = \frac{7\pi}{4}$	(r) $\theta = -\frac{\pi}{6}$
(d) $\theta = \frac{\pi}{2}$	(i) $\theta = \frac{5\pi}{4}$	(n) $\theta = \frac{23\pi}{6}$	(s) $\theta = \frac{10\pi}{3}$
(e) $\theta = \frac{2\pi}{3}$	(j) $\theta = \frac{4\pi}{3}$	(o) $\theta = -\frac{13\pi}{2}$	(t) $\theta = 117\pi$

2. (a) If $\sin(\theta) = -\frac{7}{25}$ with θ in Quadrant IV, what is $\cos(\theta)$?

(b) If $\cos(\theta) = \frac{4}{9}$ with θ in Quadrant I, what is $\sin(\theta)$?

(c) If $\sin(\theta) = \frac{5}{13}$ with θ in Quadrant II, what is $\cos(\theta)$?

(d) If $\cos(\theta) = -\frac{2}{11}$ with θ in Quadrant III, what is $\sin(\theta)$?

(e) If $\sin(\theta) = -\frac{2}{3}$ with θ in Quadrant III, what is $\cos(\theta)$?

(f) If $\cos(\theta) = \frac{28}{53}$ with θ in Quadrant IV, what is $\sin(\theta)$?

3. Find all of the angles which satisfy the given equations.

(a) $\sin(\theta) = \frac{1}{2}$	(c) $\sin(\theta) = 0$	(e) $\sin(\theta) = \frac{\sqrt{3}}{2}$
----------------------------------	------------------------	---

(b) $\cos(\theta) = -\frac{\sqrt{3}}{2}$	(d) $\cos(\theta) = \frac{\sqrt{2}}{2}$	(f) $\cos(\theta) = -1$
--	---	-------------------------

4. Solve each equation for t . (See the comments following Theorem 10.5.)

(a) $\cos(t) = 0$	(d) $\sin(t) = -\frac{1}{2}$	(g) $\cos(t) = 1$
-------------------	------------------------------	-------------------

(b) $\sin(t) = -\frac{\sqrt{2}}{2}$	(e) $\cos(t) = \frac{1}{2}$	(h) $\sin(t) = 1$
-------------------------------------	-----------------------------	-------------------

(c) $\cos(t) = 3$	(f) $\sin(t) = -2$	(i) $\cos(t) = -\frac{\sqrt{2}}{2}$
-------------------	--------------------	-------------------------------------

5. Use your calculator to approximate the following to three decimal places. Make sure your calculator is in the proper angle measurement mode!
- (a) $\sin(78.95^\circ)$ (b) $\cos(-2.01)$ (c) $\sin(392.994)$ (d) $\cos(207^\circ)$
6. Use Theorem 10.4 to answer the following.
- (a) If $\theta = 12^\circ$ and the side adjacent to θ has length 4, how long is the hypotenuse?
(b) If $\theta = 78.123^\circ$ and the hypotenuse has length 5280, how long is the side adjacent to θ ?
(c) If $\theta = 59^\circ$ and the side opposite θ has length 117.42, how long is the hypotenuse?
(d) If $\theta = 5^\circ$ and the hypotenuse has length 10, how long is the side opposite θ ?
(e) If $\theta = 5^\circ$ and the hypotenuse has length 10, how long is the side adjacent to θ ?
(f) If $\theta = 37.5^\circ$ and the side opposite θ has length 306, how long is the side adjacent to θ ?
7. For each of the following points, let θ be the angle in standard position whose terminal side contains the point. Compute $\cos(\theta)$ and $\sin(\theta)$.
- (a) $P(-7, 24)$ (b) $Q(3, 4)$ (c) $R(5, -9)$ (d) $T(-2, -11)$
8. Let α and β be the two acute angles of a right triangle. (Thus α and β are complementary angles.) Show that $\sin(\alpha) = \cos(\beta)$ and $\sin(\beta) = \cos(\alpha)$. The fact that co-functions of complementary angles are equal in this case is not an accident and a more general result will be given in Section 10.4.

10.2.3 ANSWERS

1. (a) $\cos(0) = 1$
 $\sin(0) = 0$
- (b) $\cos\left(\frac{\pi}{4}\right) = \frac{\sqrt{2}}{2}$
 $\sin\left(\frac{\pi}{4}\right) = \frac{\sqrt{2}}{2}$
- (c) $\cos\left(\frac{\pi}{3}\right) = \frac{1}{2}$
 $\sin\left(\frac{\pi}{3}\right) = \frac{\sqrt{3}}{2}$
- (d) $\cos\left(\frac{\pi}{2}\right) = 0$
 $\sin\left(\frac{\pi}{2}\right) = 1$
- (e) $\cos\left(\frac{2\pi}{3}\right) = -\frac{1}{2}$
 $\sin\left(\frac{2\pi}{3}\right) = \frac{\sqrt{3}}{2}$
- (f) $\cos\left(\frac{3\pi}{4}\right) = -\frac{\sqrt{2}}{2}$
 $\sin\left(\frac{3\pi}{4}\right) = \frac{\sqrt{2}}{2}$
- (g) $\cos(\pi) = -1$
 $\sin(\pi) = 0$
- (h) $\cos\left(\frac{7\pi}{6}\right) = -\frac{\sqrt{3}}{2}$
- $\sin\left(\frac{7\pi}{6}\right) = -\frac{1}{2}$
- (i) $\cos\left(\frac{5\pi}{4}\right) = -\frac{\sqrt{2}}{2}$
 $\sin\left(\frac{5\pi}{4}\right) = -\frac{\sqrt{2}}{2}$
- (j) $\cos\left(\frac{4\pi}{3}\right) = -\frac{1}{2}$
 $\sin\left(\frac{4\pi}{3}\right) = -\frac{\sqrt{3}}{2}$
- (k) $\cos\left(\frac{3\pi}{2}\right) = 0$
 $\sin\left(\frac{3\pi}{2}\right) = -1$
- (l) $\cos\left(\frac{5\pi}{3}\right) = \frac{1}{2}$
 $\sin\left(\frac{5\pi}{3}\right) = -\frac{\sqrt{3}}{2}$
- (m) $\cos\left(\frac{7\pi}{4}\right) = \frac{\sqrt{2}}{2}$
 $\sin\left(\frac{7\pi}{4}\right) = -\frac{\sqrt{2}}{2}$
- (n) $\cos\left(\frac{23\pi}{6}\right) = \frac{\sqrt{3}}{2}$
 $\sin\left(\frac{23\pi}{6}\right) = -\frac{1}{2}$
- $\sin\left(\frac{23\pi}{6}\right) = -\frac{1}{2}$
- (o) $\cos\left(-\frac{13\pi}{2}\right) = 0$
 $\sin\left(-\frac{13\pi}{2}\right) = -1$
- (p) $\cos\left(-\frac{43\pi}{6}\right) = -\frac{\sqrt{3}}{2}$
 $\sin\left(-\frac{43\pi}{6}\right) = \frac{1}{2}$
- (q) $\cos\left(-\frac{3\pi}{4}\right) = -\frac{\sqrt{2}}{2}$
 $\sin\left(-\frac{3\pi}{4}\right) = -\frac{\sqrt{2}}{2}$
- (r) $\cos\left(-\frac{\pi}{6}\right) = \frac{\sqrt{3}}{2}$
 $\sin\left(-\frac{\pi}{6}\right) = -\frac{1}{2}$
- (s) $\cos\left(\frac{10\pi}{3}\right) = -\frac{1}{2}$
 $\sin\left(\frac{10\pi}{3}\right) = -\frac{\sqrt{3}}{2}$
- (t) $\cos(117\pi) = -1$
 $\sin(117\pi) = 0$
2. (a) If $\sin(\theta) = -\frac{7}{25}$ with θ in Quadrant IV, then $\cos(\theta) = \frac{24}{25}$.
- (b) If $\cos(\theta) = \frac{4}{9}$ with θ in Quadrant I, then $\sin(\theta) = \frac{\sqrt{65}}{9}$.
- (c) If $\sin(\theta) = \frac{5}{13}$ with θ in Quadrant II, then $\cos(\theta) = -\frac{12}{13}$.
- (d) If $\cos(\theta) = -\frac{2}{11}$ with θ in Quadrant III, then $\sin(\theta) = -\frac{\sqrt{117}}{11}$.
- (e) If $\sin(\theta) = -\frac{2}{3}$ with θ in Quadrant III, then $\cos(\theta) = -\frac{\sqrt{5}}{3}$.
- (f) If $\cos(\theta) = \frac{28}{53}$ with θ in Quadrant IV, then $\sin(\theta) = -\frac{45}{53}$.
3. (a) $\sin(\theta) = \frac{1}{2}$ when $\theta = \frac{\pi}{6} + 2k\pi$ or $\theta = \frac{5\pi}{6} + 2k\pi$ for any integer k .

- (b) $\cos(\theta) = -\frac{\sqrt{3}}{2}$ when $\theta = \frac{5\pi}{6} + 2k\pi$ or $\theta = \frac{7\pi}{6} + 2k\pi$ for any integer k .
- (c) $\sin(\theta) = 0$ when $\theta = k\pi$ for any integer k .
- (d) $\cos(\theta) = \frac{\sqrt{2}}{2}$ when $\theta = \frac{\pi}{4} + 2k\pi$ or $\theta = \frac{7\pi}{4} + 2k\pi$ for any integer k .
- (e) $\sin(\theta) = \frac{\sqrt{3}}{2}$ when $\theta = \frac{\pi}{3} + 2k\pi$ or $\theta = \frac{2\pi}{3} + 2k\pi$ for any integer k .
- (f) $\cos(\theta) = -1$ when $\theta = (2k+1)\pi$ for any integer k .
4. (a) $\cos(t) = 0$ when $t = \frac{\pi}{2} + k\pi$ for any integer k .
- (b) $\sin(t) = -\frac{\sqrt{2}}{2}$ when $t = \frac{5\pi}{4} + 2k\pi$ or $t = \frac{7\pi}{4} + 2k\pi$ for any integer k .
- (c) $\cos(t) = 3$ never happens.
- (d) $\sin(t) = -\frac{1}{2}$ when $t = \frac{7\pi}{6} + 2k\pi$ or $t = \frac{11\pi}{6} + 2k\pi$ for any integer k .
- (e) $\cos(t) = \frac{1}{2}$ when $t = \frac{\pi}{3} + 2k\pi$ or $t = \frac{5\pi}{3} + 2k\pi$ for any integer k .
- (f) $\sin(t) = -2$ never happens
- (g) $\cos(t) = 1$ when $t = 2k\pi$ for any integer k .
- (h) $\sin(t) = 1$ when $t = \frac{\pi}{2} + 2k\pi$ for any integer k .
- (i) $\cos(t) = -\frac{\sqrt{2}}{2}$ when $t = \frac{3\pi}{4} + 2k\pi$ or $t = \frac{5\pi}{4} + 2k\pi$ for any integer k .
5. (a) $\sin(78.95^\circ) \approx 0.981$ (c) $\sin(392.994) \approx -0.291$
 (b) $\cos(-2.01) \approx -0.425$ (d) $\cos(207^\circ) \approx -0.891$
6. (a) The hypotenuse has length ≈ 4.089 .
 (b) The side adjacent to θ has length ≈ 1086.68 .
 (c) The hypotenuse has length ≈ 100.65 .
 (d) The side opposite θ has length ≈ 0.872 .
 (e) The side adjacent to θ has length ≈ 9.962 .
 (f) The side adjacent to θ has length ≈ 398.79 .
7. (a) $\cos(\theta) = -\frac{7}{25}$, $\sin(\theta) = \frac{24}{25}$
 (b) $\cos(\theta) = \frac{3}{5}$, $\sin(\theta) = \frac{4}{5}$
 (c) $\cos(\theta) = \frac{5}{\sqrt{106}}$, $\sin(\theta) = -\frac{9}{\sqrt{106}}$
 (d) $\cos(\theta) = -\frac{2}{\sqrt{125}}$, $\sin(\theta) = -\frac{11}{\sqrt{125}}$

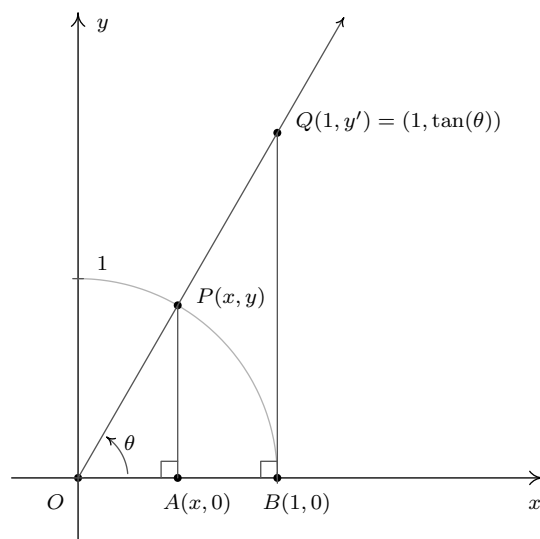
10.3 THE SIX CIRCULAR FUNCTIONS AND FUNDAMENTAL IDENTITIES

In section 10.2, we defined $\cos(\theta)$ and $\sin(\theta)$ for angles θ using the coordinate values of points on the Unit Circle. As such, these functions earn the moniker **circular functions**. It turns out that cosine and sine are just two of the six commonly used circular functions which we define below.

DEFINITION 10.2. The Circular Functions: Suppose θ is an angle plotted in standard position and $P(x, y)$ is the point on the terminal side of θ which lies on the Unit Circle.

- The **cosine** of θ , denoted $\cos(\theta)$, is defined by $\cos(\theta) = x$.
- The **sine** of θ , denoted $\sin(\theta)$, is defined by $\sin(\theta) = y$.
- The **secant** of θ , denoted $\sec(\theta)$, is defined by $\sec(\theta) = \frac{1}{x}$, provided $x \neq 0$.
- The **cosecant** of θ , denoted $\csc(\theta)$, is defined by $\csc(\theta) = \frac{1}{y}$, provided $y \neq 0$.
- The **tangent** of θ , denoted $\tan(\theta)$, is defined by $\tan(\theta) = \frac{y}{x}$, provided $x \neq 0$.
- The **cotangent** of θ , denoted $\cot(\theta)$, is defined by $\cot(\theta) = \frac{x}{y}$, provided $y \neq 0$.

While we left the history of the name ‘sine’ as an interesting research project in Section 10.2, the names ‘tangent’ and ‘secant’ can be explained using the diagram below. Consider the acute angle θ below in standard position. Let $P(x, y)$ denote, as usual, the point on the terminal side of θ which lies on the Unit Circle and let $Q(1, y')$ denote the point on the terminal side of θ which lies on the vertical line $x = 1$.



The word ‘tangent’ comes from the Latin meaning ‘to touch,’ and for this reason, the line $x = 1$ is called a *tangent* line to the Unit Circle since it intersects, or ‘touches’, the circle at only one point, namely $(1, 0)$. Dropping perpendiculars from P and Q creates a pair of similar triangles $\triangle OPA$ and $\triangle OQB$. Thus $\frac{y'}{y} = \frac{1}{x}$ which gives $y' = \frac{y}{x} = \tan(\theta)$, where this last equality comes from applying Definition 10.2. We have just shown that for acute angles θ , $\tan(\theta)$ is the y -coordinate of the point on the terminal side of θ which lies on the line $x = 1$ which is *tangent* to the Unit Circle. Now the word ‘secant’ means ‘to cut’, so a secant line is any line that ‘cuts through’ a circle at two points.¹ The line containing the terminal side of θ is a secant line since it intersects the Unit Circle in Quadrants I and III. With the point P lying on the Unit Circle, the length of the hypotenuse of $\triangle OPA$ is 1. If we let h denote the length of the hypotenuse of $\triangle OQB$, we have from similar triangles that $\frac{h}{1} = \frac{1}{x}$, or $h = \frac{1}{x} = \sec(\theta)$. Hence for an acute angle θ , $\sec(\theta)$ is the length of the line segment which lies on the secant line determined by the terminal side of θ and ‘cuts off’ the tangent line $x = 1$. Not only do these observations help explain the names of these functions, they serve as the basis for a fundamental inequality needed for Calculus which we’ll explore in the Exercises.

Of the six circular functions, only cosine and sine are defined for all angles. Since $\cos(\theta) = x$ and $\sin(\theta) = y$ in Definition 10.2, it is customary to rephrase the remaining four circular functions in terms of cosine and sine. The following theorem is a result of simply replacing x with $\cos(\theta)$ and y with $\sin(\theta)$ in Definition 10.2.

THEOREM 10.6. Reciprocal and Quotient Identities:

- $\sec(\theta) = \frac{1}{\cos(\theta)}$, provided $\cos(\theta) \neq 0$; if $\cos(\theta) = 0$, $\sec(\theta)$ is undefined.
- $\csc(\theta) = \frac{1}{\sin(\theta)}$, provided $\sin(\theta) \neq 0$; if $\sin(\theta) = 0$, $\csc(\theta)$ is undefined.
- $\tan(\theta) = \frac{\sin(\theta)}{\cos(\theta)}$, provided $\cos(\theta) \neq 0$; if $\cos(\theta) = 0$, $\tan(\theta)$ is undefined.
- $\cot(\theta) = \frac{\cos(\theta)}{\sin(\theta)}$, provided $\sin(\theta) \neq 0$; if $\sin(\theta) = 0$, $\cot(\theta)$ is undefined.

It is high time for an example.

EXAMPLE 10.3.1. Find the indicated value, if it exists.

1. $\sec(60^\circ)$

2. $\csc\left(\frac{7\pi}{4}\right)$

3. $\cot(3)$

4. $\tan(\theta)$, where θ is any angle coterminal with $\frac{3\pi}{2}$.

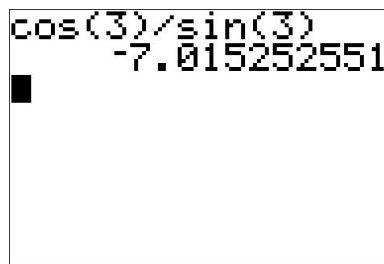
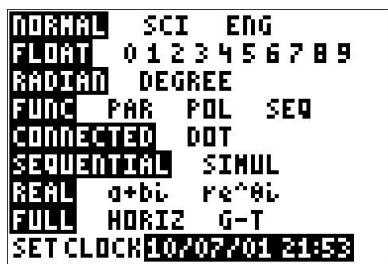
5. $\cos(\theta)$, where $\csc(\theta) = -\sqrt{5}$ and θ is a Quadrant IV angle.

6. $\sin(\theta)$, where $\tan(\theta) = 3$ and θ is a Quadrant III angle.

¹Compare this with the definition given in Section 2.1.

SOLUTION.

1. According to Theorem 10.6, $\sec(60^\circ) = \frac{1}{\cos(60^\circ)}$. Hence, $\sec(60^\circ) = \frac{1}{(1/2)} = 2$.
2. Since $\sin\left(\frac{7\pi}{4}\right) = -\frac{\sqrt{2}}{2}$, $\csc\left(\frac{7\pi}{4}\right) = \frac{1}{\sin\left(\frac{7\pi}{4}\right)} = \frac{1}{-\sqrt{2}/2} = -\frac{2}{\sqrt{2}} = -\sqrt{2}$.
3. Since $\theta = 3$ radians is not one of the ‘common angles’ from Section 10.2, we resort to the calculator for a decimal approximation. Ensuring that the calculator is in radian mode, we find $\cot(3) = \frac{\cos(3)}{\sin(3)} \approx -7.015$.



4. If θ is coterminal with $\frac{3\pi}{2}$, then $\cos(\theta) = \cos\left(\frac{3\pi}{2}\right) = 0$ and $\sin(\theta) = \sin\left(\frac{3\pi}{2}\right) = -1$. Attempting to compute $\tan(\theta) = \frac{\sin(\theta)}{\cos(\theta)}$ results in $\frac{-1}{0}$, so $\tan(\theta)$ is undefined.
5. We are given that $\csc(\theta) = \frac{1}{\sin(\theta)} = -\sqrt{5}$ so $\sin(\theta) = -\frac{1}{\sqrt{5}} = -\frac{\sqrt{5}}{5}$. As we saw in Section 10.2, we can use the Pythagorean Identity, $\cos^2(\theta) + \sin^2(\theta) = 1$, to find $\cos(\theta)$ by knowing $\sin(\theta)$. Substituting, we get $\cos^2(\theta) + \left(-\frac{\sqrt{5}}{5}\right)^2 = 1$, which gives $\cos^2(\theta) = \frac{4}{5}$, or $\cos(\theta) = \pm\frac{2\sqrt{5}}{5}$. Since θ is a Quadrant IV angle, $\cos(\theta) > 0$, so $\cos(\theta) = \frac{2\sqrt{5}}{5}$.
6. If $\tan(\theta) = 3$, then $\frac{\sin(\theta)}{\cos(\theta)} = 3$. Be careful - this does **NOT** mean we can take $\sin(\theta) = 3$ and $\cos(\theta) = 1$. Instead, from $\frac{\sin(\theta)}{\cos(\theta)} = 3$ we get: $\sin(\theta) = 3\cos(\theta)$. To relate $\cos(\theta)$ and $\sin(\theta)$, we once again employ the Pythagorean Identity, $\cos^2(\theta) + \sin^2(\theta) = 1$. Solving $\sin(\theta) = 3\cos(\theta)$ for $\cos(\theta)$, we find $\cos(\theta) = \frac{1}{3}\sin(\theta)$. Substituting this into the Pythagorean Identity, we find $\sin^2(\theta) + \left(\frac{1}{3}\sin(\theta)\right)^2 = 1$. Solving, we get $\sin^2(\theta) = \frac{9}{10}$ so $\sin(\theta) = \pm\frac{3\sqrt{10}}{10}$. Since θ is a Quadrant III angle, we know $\sin(\theta) < 0$, so our final answer is $\sin(\theta) = -\frac{3\sqrt{10}}{10}$. \square

While the Reciprocal and Quotient Identities presented in Theorem 10.6 allow us to always reduce problems involving secant, cosecant, tangent and cotangent to problems involving cosine and sine, it is not always convenient to do so.² It is worth taking the time to memorize the tangent and cotangent values of the common angles summarized below.

²As we shall see shortly, when solving equations involving secant and cosecant, we usually convert back to cosines and sines. However, when solving for tangent or cotangent, we usually stick with what we're dealt.

Tangent and Cotangent Values of Common Angles

θ (degrees)	θ (radians)	$\tan(\theta)$	$\cot(\theta)$
0°	0	0	undefined
30°	$\frac{\pi}{6}$	$\frac{\sqrt{3}}{3}$	$\sqrt{3}$
45°	$\frac{\pi}{4}$	1	1
60°	$\frac{\pi}{3}$	$\sqrt{3}$	$\frac{\sqrt{3}}{3}$
90°	$\frac{\pi}{2}$	undefined	0

Coupling Theorem 10.6 with the Reference Angle Theorem, Theorem 10.2, we get the following.

THEOREM 10.7. Generalized Reference Angle Theorem. The values of the circular functions of an angle, if they exist, are the same, up to a sign, of the corresponding circular functions of its reference angle. More specifically, if α is the reference angle for θ , then: $\cos(\theta) = \pm \cos(\alpha)$, $\sin(\theta) = \pm \sin(\alpha)$, $\sec(\theta) = \pm \sec(\alpha)$, $\csc(\theta) = \pm \csc(\alpha)$, $\tan(\theta) = \pm \tan(\alpha)$ and $\cot(\theta) = \pm \cot(\alpha)$. The choice of the (\pm) depends on the quadrant in which the terminal side of θ lies.

We put Theorem 10.7 to good use in the following example.

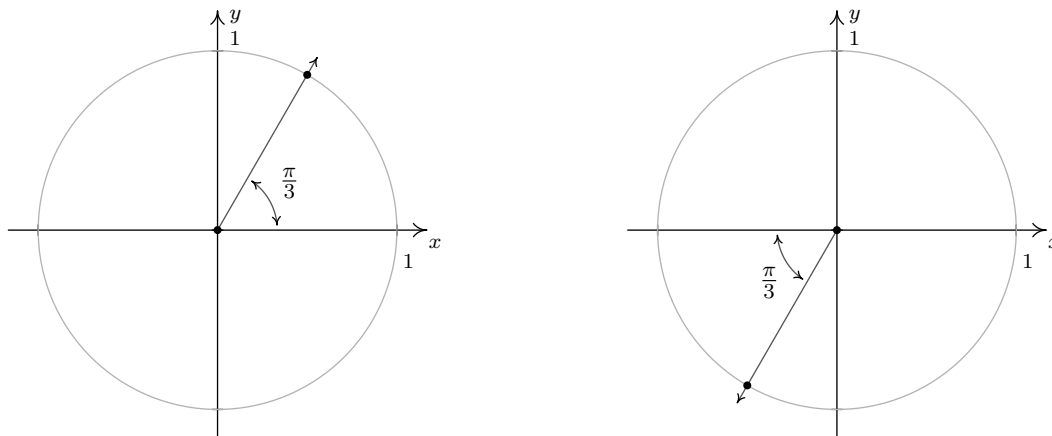
EXAMPLE 10.3.2. Find all angles which satisfy the given equation.

1. $\sec(\theta) = 2$
2. $\tan(\theta) = \sqrt{3}$
3. $\cot(\theta) = -1$.

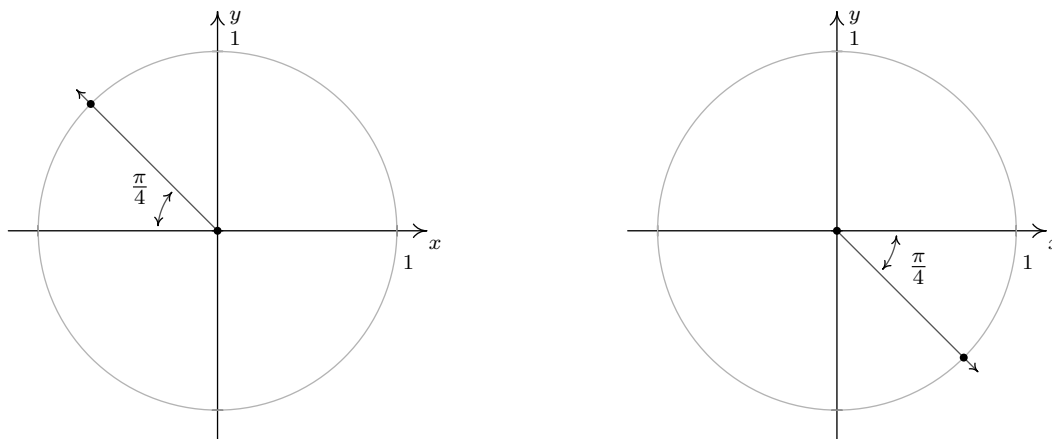
SOLUTION.

1. To solve $\sec(\theta) = 2$, we convert to cosines and get $\frac{1}{\cos(\theta)} = 2$ or $\cos(\theta) = \frac{1}{2}$. This is the exact same equation we solved in Example 10.2.5, number 1, so we know the answer is: $\theta = \frac{\pi}{3} + 2\pi k$ or $\theta = \frac{5\pi}{3} + 2\pi k$ for integers k .
2. From the table of common values, we see $\tan\left(\frac{\pi}{3}\right) = \sqrt{3}$. According to Theorem 10.7, we know the solutions to $\tan(\theta) = \sqrt{3}$ must, therefore, have a reference angle of $\frac{\pi}{3}$. Our next task is to determine in which quadrants the solutions to this equation lie. Since tangent is defined as the ratio $\frac{y}{x}$, of points (x, y) , $x \neq 0$, on the Unit Circle, tangent is positive when x and y have the same sign (i.e., when they are both positive or both negative.) This happens in Quadrants I and III. In Quadrant I, we get the solutions: $\theta = \frac{\pi}{3} + 2\pi k$ for integers k , and for Quadrant III, we get $\theta = \frac{4\pi}{3} + 2\pi k$ for integers k . While these descriptions of the solutions are correct, they can be combined into one list as $\theta = \frac{\pi}{3} + \pi k$ for integers k . The latter form of the solution is best understood looking at the geometry of the situation in the diagram below.³

³See Example 10.2.5 number 3 in Section 10.2 for another example of this kind of simplification of the solution.



3. From the table of common values, we see that $\frac{\pi}{4}$ has a cotangent of 1, which means the solutions to $\cot(\theta) = -1$ have a reference angle of $\frac{\pi}{4}$. To find the quadrants in which our solutions lie, we note that $\cot(\theta) = \frac{x}{y}$, for a point (x, y) , $y \neq 0$, on the Unit Circle. If $\cot(\theta)$ is negative, then x and y must have different signs (i.e., one positive and one negative.) Hence, our solutions lie in Quadrants II and IV. Our Quadrant II solution is $\theta = \frac{3\pi}{4} + 2\pi k$, and for Quadrant IV, we get $\theta = \frac{7\pi}{4} + 2\pi k$ for integers k . Can these lists be combined? We see that, in fact, they can. One way to capture all the solutions is: $\theta = \frac{3\pi}{4} + \pi k$ for integers k .



□

We have already seen the importance of identities in trigonometry. Our next task is to use the Reciprocal and Quotient Identities found in Theorem 10.6 coupled with the Pythagorean Identity found in Theorem 10.1 to derive new Pythagorean-like identities for the remaining four circular functions. Assuming $\cos(\theta) \neq 0$, we may start with $\cos^2(\theta) + \sin^2(\theta) = 1$ and divide both sides by $\cos^2(\theta)$ to obtain $1 + \frac{\sin^2(\theta)}{\cos^2(\theta)} = \frac{1}{\cos^2(\theta)}$. Using properties of exponents along with the Reciprocal and Quotient Identities, reduces this to $1 + \tan^2(\theta) = \sec^2(\theta)$. If $\sin(\theta) \neq 0$, we can divide both sides of the identity $\cos^2(\theta) + \sin^2(\theta) = 1$ by $\sin^2(\theta)$, apply Theorem 10.6 once again, and obtain $\cot^2(\theta) + 1 = \csc^2(\theta)$. These three Pythagorean Identities are worth memorizing, and they are summarized in the following theorem.

THEOREM 10.8. The Pythagorean Identities:

- $\cos^2(\theta) + \sin^2(\theta) = 1$.
- $1 + \tan^2(\theta) = \sec^2(\theta)$, provided $\cos(\theta) \neq 0$.
- $\cot^2(\theta) + 1 = \csc^2(\theta)$, provided $\sin(\theta) \neq 0$.

Trigonometric identities play an important role in not just Trigonometry, but in Calculus as well. We'll use them in this book to find the values of the circular functions of an angle and solve equations and inequalities. In Calculus, they are needed to simplify otherwise complicated expressions. In the next example, we make good use of the Theorems 10.6 and 10.8.

EXAMPLE 10.3.3. Verify the following identities. Assume that all quantities are defined.

1. $\frac{1}{\csc(\theta)} = \sin(\theta)$
2. $\tan(\theta) = \sin(\theta) \sec(\theta)$
3. $(\sec(\theta) - \tan(\theta))(\sec(\theta) + \tan(\theta)) = 1$
4. $\frac{\sec(\theta)}{1 - \tan(\theta)} = \frac{1}{\cos(\theta) - \sin(\theta)}$
5. $6 \sec(\theta) \tan(\theta) = \frac{3}{1 - \sin(\theta)} - \frac{3}{1 + \sin(\theta)}$
6. $\frac{\sin(\theta)}{1 - \cos(\theta)} = \frac{1 + \cos(\theta)}{\sin(\theta)}$

SOLUTION. In verifying identities, we typically start with the more complicated side of the equation and use known identities to *transform* it into the other side of the equation.

1. To verify $\frac{1}{\csc(\theta)} = \sin(\theta)$, we start with the left side. Using $\csc(\theta) = \frac{1}{\sin(\theta)}$, we get:

$$\frac{1}{\csc(\theta)} = \frac{1}{\frac{1}{\sin(\theta)}} = \sin(\theta),$$

which is what we were trying to prove.

2. Starting with the right hand side of $\tan(\theta) = \sin(\theta) \sec(\theta)$, we use $\sec(\theta) = \frac{1}{\cos(\theta)}$ and find:

$$\sin(\theta) \sec(\theta) = \sin(\theta) \frac{1}{\cos(\theta)} = \frac{\sin(\theta)}{\cos(\theta)} = \tan(\theta),$$

where the last equality is courtesy of Theorem 10.6.

3. Expanding the left hand side of the equation gives: $(\sec(\theta) - \tan(\theta))(\sec(\theta) + \tan(\theta)) = \sec^2(\theta) - \tan^2(\theta)$. According to Theorem 10.8, $\sec^2(\theta) = 1 + \tan^2(\theta)$. Putting it all together,

$$(\sec(\theta) - \tan(\theta))(\sec(\theta) + \tan(\theta)) = \sec^2(\theta) - \tan^2(\theta) = (1 + \tan^2(\theta)) - \tan^2(\theta) = 1.$$

4. While both sides of our last identity contain fractions, the left side affords us more opportunities to use our identities.⁴ Substituting $\sec(\theta) = \frac{1}{\cos(\theta)}$ and $\tan(\theta) = \frac{\sin(\theta)}{\cos(\theta)}$, we get:

$$\begin{aligned} \frac{\sec(\theta)}{1 - \tan(\theta)} &= \frac{\frac{1}{\cos(\theta)}}{1 - \frac{\sin(\theta)}{\cos(\theta)}} \\ &= \frac{\frac{1}{\cos(\theta)}}{1 - \frac{\sin(\theta)}{\cos(\theta)}} \cdot \frac{\cos(\theta)}{\cos(\theta)} \\ &= \frac{\left(\frac{1}{\cos(\theta)}\right)(\cos(\theta))}{\left(1 - \frac{\sin(\theta)}{\cos(\theta)}\right)(\cos(\theta))} \\ &= \frac{1}{(1)(\cos(\theta)) - \left(\frac{\sin(\theta)}{\cos(\theta)}\right)(\cos(\theta))} \\ &= \frac{1}{\cos(\theta) - \sin(\theta)}, \end{aligned}$$

which is exactly what we had set out to show.

5. The right hand side of the equation seems to hold more promise. We get common denominators and add:

$$\begin{aligned} \frac{3}{1 - \sin(\theta)} - \frac{3}{1 + \sin(\theta)} &= \frac{3(1 + \sin(\theta))}{(1 - \sin(\theta))(1 + \sin(\theta))} - \frac{3(1 - \sin(\theta))}{(1 + \sin(\theta))(1 - \sin(\theta))} \\ &= \frac{3 + 3\sin(\theta)}{1 - \sin^2(\theta)} - \frac{3 - 3\sin(\theta)}{1 - \sin^2(\theta)} \\ &= \frac{(3 + 3\sin(\theta)) - (3 - 3\sin(\theta))}{1 - \sin^2(\theta)} \\ &= \frac{6\sin(\theta)}{1 - \sin^2(\theta)} \end{aligned}$$

At this point, it is worth pausing to remind ourselves of our goal. We wish to transform this expression into $6\sec(\theta)\tan(\theta)$. Using a reciprocal and quotient identity, we find

⁴Or, to put it another way, earn more partial credit if this were an exam question!

$6 \sec(\theta) \tan(\theta) = 6 \left(\frac{1}{\cos(\theta)} \right) \left(\frac{\sin(\theta)}{\cos(\theta)} \right)$. In other words, we need to get cosines in our denominator. To that end, we recall the Pythagorean Identity $\cos^2(\theta) + \sin^2(\theta) = 1$ which we can rewrite as $\cos^2(\theta) = 1 - \sin^2(\theta)$. Putting all of this together we finish our proof:

$$\begin{aligned} \frac{3}{1 - \sin(\theta)} - \frac{3}{1 + \sin(\theta)} &= \frac{6 \sin(\theta)}{1 - \sin^2(\theta)} \\ &= \frac{6 \sin(\theta)}{\cos^2(\theta)} \\ &= 6 \left(\frac{1}{\cos(\theta)} \right) \left(\frac{\sin(\theta)}{\cos(\theta)} \right) \\ &= 6 \sec(\theta) \tan(\theta) \end{aligned}$$

6. It is debatable which side of the identity is more complicated. One thing which stands out is the denominator on the left hand side is $1 - \cos(\theta)$, while the numerator of the right hand side is $1 + \cos(\theta)$. This suggests the strategy of starting with the left hand side and multiplying the numerator and denominator by the quantity $1 + \cos(\theta)$:

$$\begin{aligned} \frac{\sin(\theta)}{1 - \cos(\theta)} &= \frac{\sin(\theta)}{(1 - \cos(\theta))} \cdot \frac{(1 + \cos(\theta))}{(1 + \cos(\theta))} \\ &= \frac{\sin(\theta)(1 + \cos(\theta))}{(1 - \cos(\theta))(1 + \cos(\theta))} \\ &= \frac{\sin(\theta)(1 + \cos(\theta))}{1 - \cos^2(\theta)} \\ &= \frac{\sin(\theta)(1 + \cos(\theta))}{\sin^2(\theta)} \\ &= \frac{\cancel{\sin(\theta)}(1 + \cos(\theta))}{\cancel{\sin(\theta)}\sin(\theta)} \\ &= \frac{1 + \cos(\theta)}{\sin(\theta)} \end{aligned}$$

□

The reader is encouraged to study the techniques demonstrated in Example 10.3.3. Simply *memorizing* the fundamental identities is not enough to guarantee success in verifying more complex identities; a fair amount of Algebra is usually required as well. Be on the lookout for opportunities to simplify complex fractions and get common denominators. Another common technique is to exploit so-called ‘**Pythagorean Conjugates**.’ These are factors such as $1 - \sin(\theta)$ and $1 + \sin(\theta)$,

which, when multiplied, produce a difference of squares that can be simplified to one term using one of the Pythagorean Identities in Theorem 10.8. Below is a list of the (basic) Pythagorean Conjugates and their products.

Pythagorean Conjugates

- $1 + \cos(\theta)$ and $1 - \cos(\theta)$: $(1 + \cos(\theta))(1 - \cos(\theta)) = 1 - \cos^2(\theta) = \sin^2(\theta)$
- $1 + \sin(\theta)$ and $1 - \sin(\theta)$: $(1 + \sin(\theta))(1 - \sin(\theta)) = 1 - \sin^2(\theta) = \cos^2(\theta)$
- $\sec(\theta) + \tan(\theta)$ and $\sec(\theta) - \tan(\theta)$: $(\sec(\theta) + \tan(\theta))(\sec(\theta) - \tan(\theta)) = \sec^2(\theta) - \tan^2(\theta) = 1$
- $\csc(\theta) + \cot(\theta)$ and $\csc(\theta) - \cot(\theta)$: $(\csc(\theta) + \cot(\theta))(\csc(\theta) - \cot(\theta)) = \csc^2(\theta) - \cot^2(\theta) = 1$

10.3.1 BEYOND THE UNIT CIRCLE

In Section 10.2, we generalized the functions cosine and sine from coordinates on the Unit Circle to coordinates on circles of radius r . Using Theorem 10.3 in conjunction with Theorem 10.8, we generalize the remaining circular functions in kind.

THEOREM 10.9. Suppose $Q(x, y)$ is the point on the terminal side of an angle θ (plotted in standard position) which lies on the circle of radius r , $x^2 + y^2 = r^2$. Then:

- $\sec(\theta) = \frac{r}{x} = \frac{\sqrt{x^2 + y^2}}{x}$, provided $x \neq 0$.
- $\csc(\theta) = \frac{r}{y} = \frac{\sqrt{x^2 + y^2}}{y}$, provided $y \neq 0$.
- $\tan(\theta) = \frac{y}{x}$, provided $x \neq 0$.
- $\cot(\theta) = \frac{x}{y}$, provided $y \neq 0$.

EXAMPLE 10.3.4.

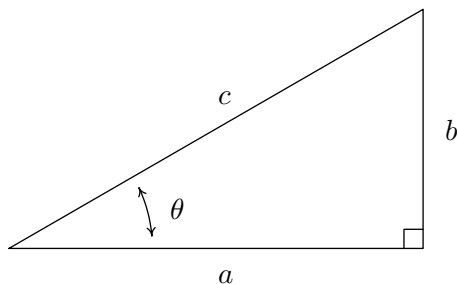
1. Suppose the terminal side of θ , when plotted in standard position, contains the point $Q(3, -4)$. Find the values of the six circular functions of θ .
2. Suppose θ is a Quadrant IV angle with $\cot(\theta) = -4$. Find the values of the five remaining circular functions of θ .

SOLUTION.

1. Since $x = 3$ and $y = -4$, $r = \sqrt{x^2 + y^2} = \sqrt{(3)^2 + (-4)^2} = \sqrt{25} = 5$. Theorem 10.9 tells us $\cos(\theta) = \frac{3}{5}$, $\sin(\theta) = -\frac{4}{5}$, $\sec(\theta) = \frac{5}{3}$, $\csc(\theta) = -\frac{5}{4}$, $\tan(\theta) = -\frac{4}{3}$, and $\cot(\theta) = -\frac{3}{4}$.

2. In order to use Theorem 10.9, we need to find a point $Q(x, y)$ which lies on the terminal side of θ , when θ is plotted in standard position. We have that $\cot(\theta) = -4 = \frac{x}{y}$, and since θ is a Quadrant IV angle, we also know $x > 0$ and $y < 0$. Viewing $-4 = \frac{4}{-1}$, we may choose⁵ $x = 4$ and $y = -1$ so that $r = \sqrt{x^2 + y^2} = \sqrt{(4)^2 + (-1)^2} = \sqrt{17}$. Applying Theorem 10.9 once more, we find $\cos(\theta) = \frac{4}{\sqrt{17}} = \frac{4\sqrt{17}}{17}$, $\sin(\theta) = -\frac{1}{\sqrt{17}} = -\frac{\sqrt{17}}{17}$, $\sec(\theta) = \frac{\sqrt{17}}{4}$, $\csc(\theta) = -\sqrt{17}$, and $\tan(\theta) = -\frac{1}{4}$. \square

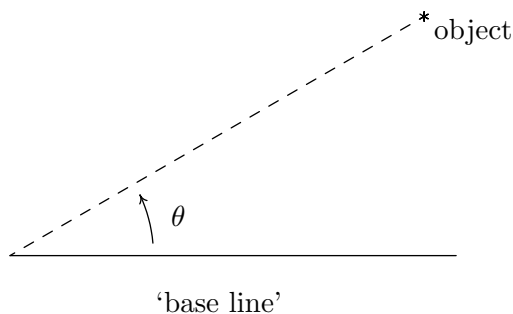
We may also specialize Theorem 10.9 to the case of acute angles θ which reside in a right triangle, as visualized below.



THEOREM 10.10. Suppose θ is an acute angle residing in a right triangle. If the length of the side adjacent to θ is a , the length of the side opposite θ is b , and the length of the hypotenuse is c , then

$$\tan(\theta) = \frac{b}{a} \quad \sec(\theta) = \frac{c}{a} \quad \csc(\theta) = \frac{c}{b} \quad \cot(\theta) = \frac{a}{b}$$

The following example uses Theorem 10.10 as well as the concept of an ‘angle of inclination.’ The angle of inclination (or angle of elevation) of an object refers to the angle whose initial side is some kind of base-line (say, the ground), and whose terminal side is the line-of-sight to an object above the base-line. This is represented schematically below.



The angle of inclination from the base line to the object is θ

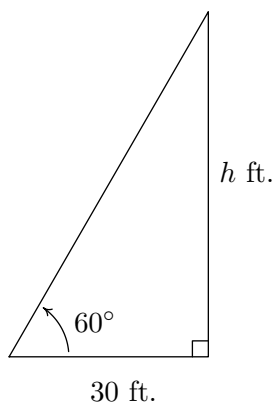
⁵We may choose *any* values x and y so long as $x > 0$, $y < 0$ and $\frac{x}{y} = -4$. For example, we could choose $x = 8$ and $y = -2$. The fact that all such points lie on the terminal side of θ is a consequence of the fact that the terminal side of θ is the portion of the line with slope $-\frac{1}{4}$ which extends from the origin into Quadrant IV.

EXAMPLE 10.3.5.

1. The angle of inclination from a point on the ground 30 feet away to the top of Lakeland's Armington Clocktower⁶ is 60° . Find the height of the Clocktower to the nearest foot.
2. In order to determine the height of a California Redwood tree, two sightings from the ground, one 200 feet directly behind the other, are made. If the angles of inclination were 45° and 30° , respectively, how tall is the tree to the nearest foot?

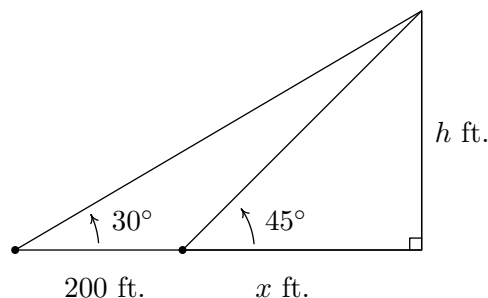
SOLUTION.

1. We can represent the problem situation using a right triangle as shown below. If we let h denote the height of the tower, then Theorem 10.10 gives $\tan(60^\circ) = \frac{h}{30}$. From this we get $h = 30 \tan(60^\circ) = 30\sqrt{3} \approx 51.96$. Hence, the Clocktower is approximately 52 feet tall.



Finding the height of the Clocktower

2. Sketching the problem situation below, we find ourselves with two unknowns: the height h of the tree and the distance x from the base of the tree to the first observation point.



Finding the height of a California Redwood

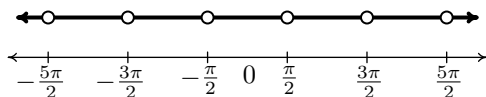
⁶Named in honor of Raymond Q. Armington, Lakeland's Clocktower has been a part of campus since 1972.

Using Theorem 10.10, we get a pair of equations: $\tan(45^\circ) = \frac{h}{x}$ and $\tan(30^\circ) = \frac{h}{x+200}$. Since $\tan(45^\circ) = 1$, the first equation gives $\frac{h}{x} = 1$, or $x = h$. Substituting this into the second equation gives $\frac{h}{h+200} = \tan(30^\circ) = \frac{\sqrt{3}}{3}$. Clearing fractions, we get $3h = (h+200)\sqrt{3}$. The result is a linear equation for h , so we proceed to expand the right hand side and gather all the terms involving h to one side.

$$\begin{aligned} 3h &= (h+200)\sqrt{3} \\ 3h &= h\sqrt{3} + 200\sqrt{3} \\ 3h - h\sqrt{3} &= 200\sqrt{3} \\ (3 - \sqrt{3})h &= 200\sqrt{3} \\ h &= \frac{200\sqrt{3}}{3 - \sqrt{3}} \approx 273.20 \end{aligned}$$

Hence, the tree is approximately 273 feet tall. \square

As we did in Section 10.2.1, we may consider all six circular functions as functions of real numbers. At this stage, there are three equivalent ways to define the functions $\sec(t)$, $\csc(t)$, $\tan(t)$ and $\cot(t)$ for real numbers t . First, we could go through the formality of the wrapping function on page 604 and define these functions as the appropriate ratios of x and y coordinates of points on the Unit Circle; second, we could define them by associating the real number t with the angle $\theta = t$ radians so that the value of the trigonometric function of t coincides with that of θ ; lastly, we could simply define them using the Reciprocal and Quotient Identities as combinations of the functions $f(t) = \cos(t)$ and $g(t) = \sin(t)$. Presently, we adopt the last approach. We now set about determining the domains and ranges of the remaining four circular functions. Consider the function $F(t) = \sec(t)$ defined as $F(t) = \sec(t) = \frac{1}{\cos(t)}$. We know F is undefined whenever $\cos(t) = 0$. From Example 10.2.5 number 3, we know $\cos(t) = 0$ whenever $t = \frac{\pi}{2} + \pi k$ for integers k . Hence, our domain for $F(t) = \sec(t)$, in set builder notation is $\{t : t \neq \frac{\pi}{2} + \pi k, \text{ for integers } k\}$. To get a better understanding what set of real numbers we're dealing with, it pays to write out and graph this set. Running through a few values of k , we find the domain to be $\{t : t \neq \pm\frac{\pi}{2}, \pm\frac{3\pi}{2}, \pm\frac{5\pi}{2}, \dots\}$. Graphing this set on the number line we get



Using interval notation to describe this set, we get

$$\dots \cup \left(-\frac{5\pi}{2}, -\frac{3\pi}{2}\right) \cup \left(-\frac{3\pi}{2}, -\frac{\pi}{2}\right) \cup \left(-\frac{\pi}{2}, \frac{\pi}{2}\right) \cup \left(\frac{\pi}{2}, \frac{3\pi}{2}\right) \cup \left(\frac{3\pi}{2}, \frac{5\pi}{2}\right) \cup \dots$$

This is cumbersome, to say the least! In order to write this in a more compact way, we note that from the set-builder description of the domain, the k th point excluded from the domain, which we'll

call x_k , can be found by the formula $x_k = \frac{\pi}{2} + \pi k$. (We are using sequence notation from Chapter 9.) Getting a common denominator and factoring out the π in the numerator, we get $x_k = \frac{(2k+1)\pi}{2}$. The domain consists of the intervals determined by successive points x_k : $(x_k, x_{k+1}) = \left(\frac{(2k+1)\pi}{2}, \frac{(2k+3)\pi}{2}\right)$. In order to capture all of the intervals in the domain, k must run through all of the integers, that is, $k = 0, \pm 1, \pm 2, \dots$. The way we denote taking the union of infinitely many intervals like this is to use what we call in this text **extended interval notation**. The domain of $F(t) = \sec(t)$ can now be written as

$$\bigcup_{k=-\infty}^{\infty} \left(\frac{(2k+1)\pi}{2}, \frac{(2k+3)\pi}{2} \right)$$

The reader should compare this notation with summation notation introduced in Section 9.2, in particular the notation used to describe geometric series in Theorem 9.2. In the same way the index k in the series

$$\sum_{k=1}^{\infty} ar^{k-1}$$

can never equal the upper limit ∞ , but rather, ranges through all of the natural numbers, the index k in the union

$$\bigcup_{k=-\infty}^{\infty} \left(\frac{(2k+1)\pi}{2}, \frac{(2k+3)\pi}{2} \right)$$

can never actually be ∞ or $-\infty$, but rather, this conveys the idea that k ranges through all of the integers. Now that we have painstakingly determined the domain of $F(t) = \sec(t)$, it is time to discuss the range. Once again, we appeal to the definition $F(t) = \sec(t) = \frac{1}{\cos(t)}$. The range of $f(t) = \cos(t)$ is $[-1, 1]$, and since $F(t) = \sec(t)$ is undefined when $\cos(t) = 0$, we split our discussion into two cases: when $0 < \cos(t) \leq 1$ and when $-1 \leq \cos(t) < 0$. If $0 < \cos(t) \leq 1$, then we can divide the inequality $\cos(t) \leq 1$ by $\cos(t)$ to obtain $\sec(t) = \frac{1}{\cos(t)} \geq 1$. Moreover, using the notation introduced in Section 4.2, we have that as $\cos(t) \rightarrow 0^+$, $\sec(t) = \frac{1}{\cos(t)} \approx \frac{1}{\text{very small } (+)} \approx \text{very big } (+)$. In other words, as $\cos(t) \rightarrow 0^+$, $\sec(t) \rightarrow \infty$. If, on the other hand, if $-1 \leq \cos(t) < 0$, then dividing by $\cos(t)$ causes a reversal of the inequality so that $\sec(t) = \frac{1}{\cos(t)} \leq -1$. In this case, as $\cos(t) \rightarrow 0^-$, $\sec(t) = \frac{1}{\cos(t)} \approx \frac{1}{\text{very small } (-)} \approx \text{very big } (-)$, so that as $\cos(t) \rightarrow 0^-$, we get $\sec(t) \rightarrow -\infty$. Since $f(t) = \cos(t)$ admits all of the values in $[-1, 1]$, the function $F(t) = \sec(t)$ admits all of the values in $(-\infty, -1] \cup [1, \infty)$. Using set-builder notation, the range of $F(t) = \sec(t)$ can be written as $\{u : u \leq -1 \text{ or } u \geq 1\}$, or, more succinctly,⁷ as $\{u : |u| \geq 1\}$.⁸ Similar arguments can be used to determine the domains and ranges of the remaining three circular functions: $\csc(t)$, $\tan(t)$ and $\cot(t)$. The reader is encouraged to do so. (See the Exercises.) For now, we gather these facts into the theorem below.

⁷Using Theorem 2.3 from Section 2.4.

⁸Notice we have used the variable ‘ u ’ as the ‘dummy variable’ to describe the range elements. While there is no mathematical reason to do this (we are describing a set of real numbers, and, as such, could use t again) we choose u to help solidify the idea that these real numbers are the outputs from the inputs, which we have been calling t .

THEOREM 10.11. Domains and Ranges of the Circular Functions

- The function $f(t) = \cos(t)$
 - has domain $(-\infty, \infty)$
 - has range $[-1, 1]$
- The function $g(t) = \sin(t)$
 - has domain $(-\infty, \infty)$
 - has range $[-1, 1]$
- The function $F(t) = \sec(t) = \frac{1}{\cos(t)}$
 - has domain $\{t : t \neq \frac{\pi}{2} + \pi k, \text{ for integers } k\} = \bigcup_{k=-\infty}^{\infty} \left(\frac{(2k+1)\pi}{2}, \frac{(2k+3)\pi}{2} \right)$
 - has range $\{u : |u| \geq 1\} = (\infty, -1] \cup [1, \infty)$
- The function $G(t) = \csc(t) = \frac{1}{\sin(t)}$
 - has domain $\{t : t \neq \pi k, \text{ for integers } k\} = \bigcup_{k=-\infty}^{\infty} (k\pi, (k+1)\pi)$
 - has range $\{u : |u| \geq 1\} = (\infty, -1] \cup [1, \infty)$
- The function $J(t) = \tan(t) = \frac{\sin(t)}{\cos(t)}$
 - has domain $\{t : t \neq \frac{\pi}{2} + \pi k, \text{ for integers } k\} = \bigcup_{k=-\infty}^{\infty} \left(\frac{(2k+1)\pi}{2}, \frac{(2k+3)\pi}{2} \right)$
 - has range $(-\infty, \infty)$
- The function $K(t) = \cot(t) = \frac{\cos(t)}{\sin(t)}$
 - has domain $\{t : t \neq \pi k, \text{ for integers } k\} = \bigcup_{k=-\infty}^{\infty} (k\pi, (k+1)\pi)$
 - has range $(-\infty, \infty)$

The discussion on page 629 in Section 10.2.1 concerning solving equations applies to all six circular functions, not just $f(t) = \cos(t)$ and $g(t) = \sin(t)$. In particular, to solve the equation $\cot(t) = -1$ for real numbers, t , we can use the same thought process we used in Example 10.3.2, number 3 to solve $\cot(\theta) = -1$ for angles θ in radian measure – we just need to remember to write our answers using the variable t as opposed to θ . (See the Exercises.)

10.3.2 EXERCISES

1. Find the exact value of the following or state that it is undefined.

(a) $\tan\left(\frac{\pi}{4}\right)$	(f) $\sec\left(-\frac{3\pi}{2}\right)$	(k) $\csc(3\pi)$	(p) $\cot\left(\frac{7\pi}{6}\right)$
(b) $\sec\left(\frac{\pi}{6}\right)$	(g) $\csc\left(-\frac{\pi}{3}\right)$	(l) $\cot(-5\pi)$	(q) $\tan\left(\frac{2\pi}{3}\right)$
(c) $\csc\left(\frac{5\pi}{6}\right)$	(h) $\cot\left(\frac{13\pi}{2}\right)$	(m) $\tan\left(\frac{31\pi}{2}\right)$	(r) $\sec(-7\pi)$
(d) $\cot\left(\frac{4\pi}{3}\right)$	(i) $\tan(117\pi)$	(n) $\sec\left(\frac{\pi}{4}\right)$	(s) $\csc\left(\frac{\pi}{2}\right)$
(e) $\tan\left(-\frac{11\pi}{6}\right)$	(j) $\sec\left(-\frac{5\pi}{3}\right)$	(o) $\csc\left(-\frac{7\pi}{4}\right)$	(t) $\cot\left(\frac{3\pi}{4}\right)$

2. Given the information below, find the exact values of the remaining circular functions of θ .

(a) $\sin(\theta) = \frac{3}{5}$ with θ in Quadrant II	(d) $\sec(\theta) = 7$ with θ in Quadrant IV
(b) $\tan(\theta) = \frac{12}{5}$ with θ in Quadrant III	(e) $\csc(\theta) = -\frac{10}{\sqrt{91}}$ with θ in Quadrant III
(c) $\csc(\theta) = \frac{25}{24}$ with θ in Quadrant I	(f) $\cot(\theta) = -23$ with θ in Quadrant II

3. Use your calculator to approximate the following to three decimal places. Make sure your calculator is in the proper angle measurement mode!

(a) $\csc(78.95^\circ)$	(c) $\cot(392.994)$	(e) $\csc(5.902)$	(g) $\cot(3^\circ)$
(b) $\tan(-2.01)$	(d) $\sec(207^\circ)$	(f) $\tan(39.672^\circ)$	(h) $\sec(0.45)$

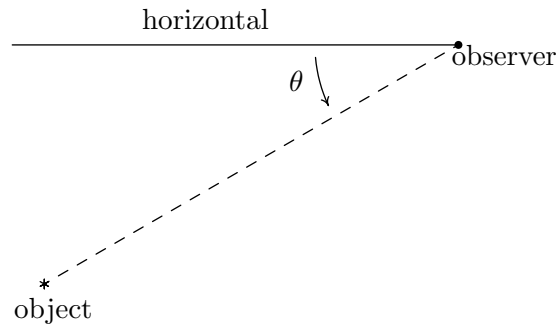
4. Find all angles which satisfy the following equations.

(a) $\tan(\theta) = \sqrt{3}$	(e) $\tan(\theta) = 0$	(i) $\tan(\theta) = -1$
(b) $\sec(\theta) = 2$	(f) $\sec(\theta) = 1$	(j) $\sec(\theta) = 0$
(c) $\csc(\theta) = -1$	(g) $\csc(\theta) = 2$	(k) $\csc(\theta) = -\frac{1}{2}$
(d) $\cot(\theta) = \frac{\sqrt{3}}{3}$	(h) $\cot(\theta) = 0$	

5. Solve each equation for t . Give exact values.

(a) $\cot(t) = 1$	(e) $\cot(t) = -\sqrt{3}$	(h) $\csc(t) = \frac{2}{\sqrt{3}}$
(b) $\tan(t) = 1$	(f) $\tan(t) = -\frac{\sqrt{3}}{3}$	(i) $\cot(t) = \sqrt{3}$
(c) $\sec(t) = -\frac{2}{\sqrt{3}}$	(g) $\sec(t) = \frac{2}{\sqrt{3}}$	
(d) $\csc(t) = 0$		

6. A tree standing vertically on level ground casts a 120 foot long shadow. The angle of elevation from the end of the shadow to the top of the tree is 21.4° . Find the height of the tree to the nearest foot. With the help of your classmates, research the term *umbra versa* and see what it has to do with the shadow in this problem.
7. The broadcast tower for radio station WSAZ (Home of “Algebra in the Morning with Carl and Jeff”) has two enormous flashing red lights on it: one at the very top and one a few feet below the top. From a point 5000 feet away from the base of the tower on level ground the angle of elevation to the top light is 7.970° and to the second light is 7.125° . Find the distance between the lights to the nearest foot.
8. On page 644 we defined the angle of inclination (also known as the angle of elevation) and in this exercise we introduce a related angle - the angle of depression. The angle of depression of an object refers to the angle whose initial side is a horizontal line above the object and whose terminal side is the line-of-sight to the object below the horizontal. This is represented schematically below.



The angle of depression from the horizontal to the object is θ

- (a) Show that if the horizontal is above and parallel to level ground then the angle of depression (from observer to object) and the angle of inclination (from object to observer) will be congruent because they are alternate interior angles.
- (b) From a firetower 200 feet above level ground in the Sasquatch National Forest, a ranger spots a fire off in the distance. The angle of depression to the fire is 2.5° . How far away from the base of the tower is the fire?
9. From the observation deck of the lighthouse at Sasquatch Point 50 feet above the surface of Lake Ippizuti, a lifeguard spots a boat out on the lake sailing directly toward the lighthouse. The first sighting had an angle of depression of 8.2° and the second sighting had an angle of depression of 25.9° . How far had the boat traveled between the sightings?

10. A guy wire 1000 feet long is attached to the top of a tower. When pulled taut it makes a 43° angle with the ground.

- (a) How tall is the tower?
 (b) How far away from the base of the tower does the wire hit the ground?

11. Verify the following identities. Assume that all quantities are defined.

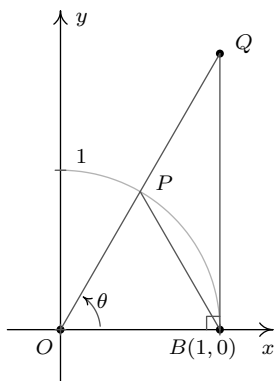
- (a) $\cos(\theta) \sec(\theta) = 1$
 (b) $\tan(\theta) \cos(\theta) = \sin(\theta)$
 (c) $\csc(\theta) \cos(\theta) = \cot(\theta)$
 (d) $\cos(\theta)(\tan(\theta) + \cot(\theta)) = \csc(\theta)$
 (e) $\sin(\theta)(\tan(\theta) + \cot(\theta)) = \sec(\theta)$
 (f) $\tan^3(\theta) = \tan(\theta) \sec^2(\theta) - \tan(\theta)$
 (g) $\sin^5(\theta) = (1 - \cos^2(\theta))^2 \sin(\theta)$
 (h) $\sec^{10}(\theta) = (1 + \tan^2(\theta))^4 \sec^2(\theta)$
 (i) $\sec^4(\theta) - \sec^2(\theta) = \tan^2(\theta) + \tan^4(\theta)$
 (j) $\tan(\theta) + \cot(\theta) = \sec(\theta) \csc(\theta)$
 (k) $\csc(\theta) - \sin(\theta) = \cot(\theta) \cos(\theta)$
 (l) $\cos(\theta) - \sec(\theta) = -\tan(\theta) \sin(\theta)$
 (m) $\csc(\theta) - \cot(\theta) = \frac{\sin(\theta)}{1 + \cos(\theta)}$
 (n) $\frac{1 - \sin(\theta)}{1 + \sin(\theta)} = (\sec(\theta) - \tan(\theta))^2$
 (o) $\frac{\cos(\theta) + 1}{\cos(\theta) - 1} = \frac{1 + \sec(\theta)}{1 - \sec(\theta)}$
 (p) $\frac{1}{\sec(\theta) + \tan(\theta)} = \sec(\theta) - \tan(\theta)$
 (q) $\frac{\cos(\theta)}{1 + \sin(\theta)} = \frac{1 - \sin(\theta)}{\cos(\theta)}$
 (r) $\cos^2(\theta) \tan^3(\theta) = \tan(\theta) - \sin(\theta) \cos(\theta)$
 (s) $\frac{1}{\csc(\theta) - \cot(\theta)} - \frac{1}{\csc(\theta) + \cot(\theta)} = 2 \cot(\theta)$
 (t) $\frac{\cos(\theta)}{1 - \tan(\theta)} + \frac{\sin(\theta)}{1 - \cot(\theta)} = \sin(\theta) + \cos(\theta)$
 (u)⁹ $\ln |\sec(\theta)| = -\ln |\cos(\theta)|$
 (v) $-\ln |\csc(\theta) + \cot(\theta)| = \ln |\csc(\theta) - \cot(\theta)|$

12. Verify the domains and ranges of the tangent, cosecant and cotangent functions as presented in Theorem 10.11.

13. As we did in Exercise 8 in Section 10.2, let α and β be the two acute angles of a right triangle. (Thus α and β are complementary angles.) Show that $\sec(\alpha) = \csc(\beta)$ and $\tan(\alpha) = \cot(\beta)$. The fact that co-functions of complementary angles are equal in this case is not an accident and a more general result will be given in Section 10.4.

⁹You may need to review Sections 2.2 and 6.2 before attacking the next two problems.

14. We wish to establish the inequality $\cos(\theta) < \frac{\sin(\theta)}{\theta} < 1$ for $0 < \theta < \frac{\pi}{2}$. Use the diagram from the beginning of the section, partially reproduced below, to answer the following.



- (a) Show that triangle OPB has area $\frac{1}{2} \sin(\theta)$.
- (b) Show that the circular sector OPB with central angle θ has area $\frac{1}{2}\theta$.
- (c) Show that triangle OQB has area $\frac{1}{2} \tan(\theta)$.
- (d) Comparing areas, show that $\sin(\theta) < \theta < \tan(\theta)$ for $0 < \theta < \frac{\pi}{2}$.
- (e) Use the inequality $\sin(\theta) < \theta$ to show that $\frac{\sin(\theta)}{\theta} < 1$ for $0 < \theta < \frac{\pi}{2}$.
- (f) Use the inequality $\theta < \tan(\theta)$ to show that $\cos(\theta) < \frac{\sin(\theta)}{\theta}$ for $0 < \theta < \frac{\pi}{2}$. Combine this with the previous part to complete the proof.
15. Show that $\cos(\theta) < \frac{\sin(\theta)}{\theta} < 1$ also holds for $-\frac{\pi}{2} < \theta < 0$.
16. Explain why the fact that $\tan(\theta) = 3 = \frac{3}{1}$ does not mean $\sin(\theta) = 3$ and $\cos(\theta) = 1$? (See the solution to number 6 in Example 10.3.1.)

10.3.3 ANSWERS

1. (a) $\tan\left(\frac{\pi}{4}\right) = 1$ (g) $\csc\left(-\frac{\pi}{3}\right) = -\frac{2}{\sqrt{3}}$ (o) $\csc\left(-\frac{7\pi}{4}\right) = \sqrt{2}$
 (b) $\sec\left(\frac{\pi}{6}\right) = \frac{2}{\sqrt{3}}$ (h) $\cot\left(\frac{13\pi}{2}\right) = 0$ (p) $\cot\left(\frac{7\pi}{6}\right) = \sqrt{3}$
 (c) $\csc\left(\frac{5\pi}{6}\right) = 2$ (i) $\tan(117\pi) = 0$ (q) $\tan\left(\frac{2\pi}{3}\right) = -\sqrt{3}$
 (d) $\cot\left(\frac{4\pi}{3}\right) = \frac{1}{\sqrt{3}}$ (j) $\sec\left(-\frac{5\pi}{3}\right) = 2$ (r) $\sec(-7\pi) = -1$
 (e) $\tan\left(-\frac{11\pi}{6}\right) = \frac{1}{\sqrt{3}}$ (k) $\csc(3\pi)$ is undefined (s) $\csc\left(\frac{\pi}{2}\right) = 1$
 (f) $\sec\left(-\frac{3\pi}{2}\right)$ is undefined (l) $\cot(-5\pi)$ is undefined (t) $\cot\left(\frac{3\pi}{4}\right) = -1$
 (m) $\tan\left(\frac{31\pi}{2}\right)$ is undefined (n) $\sec\left(\frac{\pi}{4}\right) = \sqrt{2}$
2. (a) $\sin(\theta) = \frac{3}{5}$ (c) $\sin(\theta) = \frac{24}{25}$ (e) $\sin(\theta) = -\frac{\sqrt{91}}{10}$
 $\cos(\theta) = -\frac{4}{5}$ $\cos(\theta) = \frac{7}{25}$ $\cos(\theta) = -\frac{3}{10}$
 $\tan(\theta) = -\frac{3}{4}$ $\tan(\theta) = \frac{24}{7}$ $\tan(\theta) = \frac{\sqrt{91}}{3}$
 $\csc(\theta) = \frac{5}{3}$ $\csc(\theta) = \frac{25}{24}$ $\csc(\theta) = -\frac{10}{\sqrt{91}}$
 $\sec(\theta) = -\frac{5}{4}$ $\sec(\theta) = \frac{25}{7}$ $\sec(\theta) = -\frac{10}{3}$
 $\cot(\theta) = -\frac{4}{3}$ $\cot(\theta) = \frac{7}{24}$ $\cot(\theta) = \frac{3}{\sqrt{91}}$
 (b) $\sin(\theta) = -\frac{12}{13}$ (d) $\sin(\theta) = \frac{-\sqrt{48}}{7}$ (f) $\sin(\theta) = \frac{1}{\sqrt{530}}$
 $\cos(\theta) = -\frac{5}{13}$ $\cos(\theta) = \frac{1}{7}$ $\cos(\theta) = -\frac{23}{\sqrt{530}}$
 $\tan(\theta) = \frac{12}{5}$ $\tan(\theta) = -\sqrt{48}$ $\tan(\theta) = -\frac{1}{23}$
 $\csc(\theta) = -\frac{13}{12}$ $\csc(\theta) = -\frac{7}{\sqrt{48}}$ $\csc(\theta) = \sqrt{530}$
 $\sec(\theta) = -\frac{13}{5}$ $\sec(\theta) = 7$ $\sec(\theta) = -\frac{\sqrt{530}}{23}$
 $\cot(\theta) = \frac{5}{12}$ $\cot(\theta) = -\frac{1}{\sqrt{48}}$ $\cot(\theta) = -23$
3. (a) $\csc(78.95^\circ) \approx 1.019$ (e) $\csc(5.902) \approx -2.688$
 (b) $\tan(-2.01) \approx 2.129$ (f) $\tan(39.672^\circ) \approx 0.829$
 (c) $\cot(392.994) \approx 3.292$ (g) $\cot(3^\circ) \approx 19.081$
 (d) $\sec(207^\circ) \approx -1.122$ (h) $\sec(0.45) \approx 1.111$

4. (a) $\tan(\theta) = \sqrt{3}$ when $\theta = \frac{\pi}{3} + k\pi$ for any integer k
 (b) $\sec(\theta) = 2$ when $\theta = \frac{\pi}{3} + 2k\pi$ or $\theta = \frac{5\pi}{3} + 2k\pi$ for any integer k
 (c) $\csc(\theta) = -1$ when $\theta = \frac{3\pi}{2} + 2k\pi$ for any integer k .
 (d) $\cot(\theta) = \frac{\sqrt{3}}{3}$ when $\theta = \frac{\pi}{3} + k\pi$ for any integer k
 (e) $\tan(\theta) = 0$ when $\theta = k\pi$ for any integer k
 (f) $\sec(\theta) = 1$ when $\theta = 2k\pi$ for any integer k
 (g) $\csc(\theta) = 2$ when $\theta = \frac{\pi}{6} + 2k\pi$ or $\theta = \frac{5\pi}{6} + 2k\pi$ for any integer k .
 (h) $\cot(\theta) = 0$ when $\theta = \frac{\pi}{2} + k\pi$ for any integer k
 (i) $\tan(\theta) = -1$ when $\theta = \frac{3\pi}{4} + k\pi$ for any integer k
 (j) $\sec(\theta) = 0$ never happens
 (k) $\csc(\theta) = -\frac{1}{2}$ never happens
5. (a) $\cot(t) = 1$ when $t = \frac{\pi}{4} + k\pi$ for any integer k
 (b) $\tan(t) = 1$ when $t = \frac{\pi}{4} + k\pi$ for any integer k
 (c) $\sec(t) = -\frac{2}{\sqrt{3}}$ when $t = \frac{5\pi}{6} + 2k\pi$ or $t = \frac{7\pi}{6} + 2k\pi$ for any integer k
 (d) $\csc(t) = 0$ never happens
 (e) $\cot(t) = -\sqrt{3}$ when $t = \frac{5\pi}{6} + k\pi$ for any integer k
 (f) $\tan(t) = -\frac{\sqrt{3}}{3}$ when $t = \frac{5\pi}{6} + k\pi$ for any integer k
 (g) $\sec(t) = \frac{2}{\sqrt{3}}$ when $t = \frac{\pi}{6} + 2k\pi$ or $t = \frac{11\pi}{6} + 2k\pi$ for any integer k
 (h) $\csc(t) = \frac{2}{\sqrt{3}}$ when $t = \frac{\pi}{3} + 2k\pi$ or $t = \frac{2\pi}{3} + 2k\pi$ for any integer k
 (i) $\cot(t) = \sqrt{3}$ when $t = \frac{\pi}{6} + k\pi$ for any integer k
6. The tree is about 47 feet tall.
7. The lights are about 75 feet apart.
8. (b) The fire is about 4581 feet from the base of the tower.
9. The boat has traveled about 244 feet.
10. (a) The tower is about 682 feet tall.
 (b) The guy wire hits the ground about 731 feet away from the base of the tower.

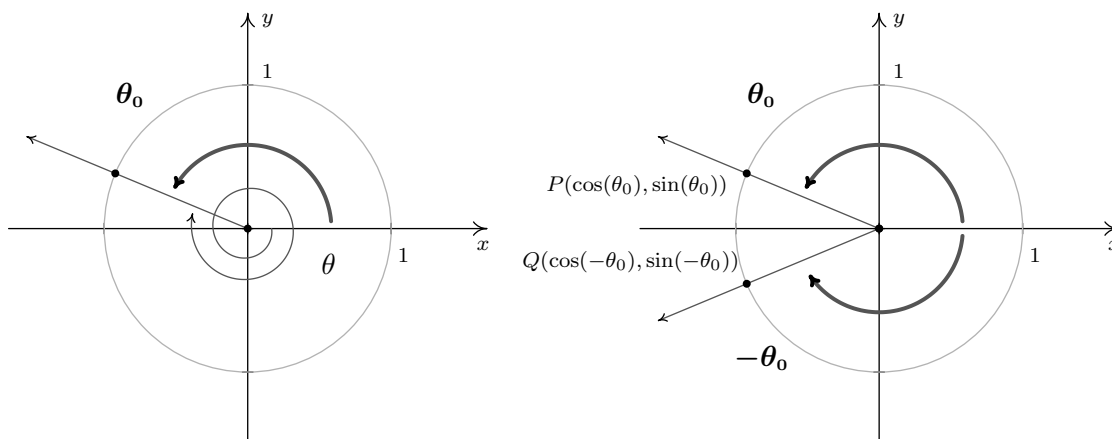
10.4 TRIGONOMETRIC IDENTITIES

In Section 10.3, we saw the utility of the Pythagorean Identities in Theorem 10.8 along with the Quotient and Reciprocal Identities in Theorem 10.6. Not only did these identities help us compute the values of the circular functions for angles, they were also useful in simplifying expressions involving the circular functions. In this section, we introduce several collections of identities which have uses in this course and beyond. Our first set of identities is the ‘Even / Odd’ identities.¹

THEOREM 10.12. Even / Odd Identities: For all applicable angles θ ,

• $\cos(-\theta) = \cos(\theta)$	• $\sin(-\theta) = -\sin(\theta)$	• $\tan(-\theta) = -\tan(\theta)$
• $\sec(-\theta) = \sec(\theta)$	• $\csc(-\theta) = -\csc(\theta)$	• $\cot(-\theta) = -\cot(\theta)$

In light of the Quotient and Reciprocal Identities, Theorem 10.6, it suffices to show $\cos(-\theta) = \cos(\theta)$ and $\sin(-\theta) = -\sin(\theta)$. The remaining four circular functions can be expressed in terms of $\cos(\theta)$ and $\sin(\theta)$ so the proofs of their Even / Odd Identities are left as exercises. Consider an angle θ plotted in standard position. Let θ_0 be the angle coterminal with θ with $0 \leq \theta_0 < 2\pi$. (We can construct the angle θ_0 by rotating counter-clockwise from the positive x -axis to the terminal side of θ as pictured below.) Since θ and θ_0 are coterminal, $\cos(\theta) = \cos(\theta_0)$ and $\sin(\theta) = \sin(\theta_0)$.



We now consider the angles $-\theta$ and $-\theta_0$. Since θ is coterminal with θ_0 , there is some integer k so that $\theta = \theta_0 + 2\pi \cdot k$. Therefore, $-\theta = -\theta_0 - 2\pi \cdot k = -\theta_0 + 2\pi \cdot (-k)$. Since k is an integer, so is $(-k)$, which means $-\theta$ is coterminal with $-\theta_0$. Hence, $\cos(-\theta) = \cos(-\theta_0)$ and $\sin(-\theta) = \sin(-\theta_0)$. Let P and Q denote the points on the terminal sides of θ_0 and $-\theta_0$, respectively, which lie on the Unit Circle. By definition, the coordinates of P are $(\cos(\theta_0), \sin(\theta_0))$ and the coordinates of Q are $(\cos(-\theta_0), \sin(-\theta_0))$. Since θ_0 and $-\theta_0$ sweep out congruent central sectors of the Unit Circle, it follows that the points P and Q are symmetric about the x -axis. Thus, $\cos(-\theta_0) = \cos(\theta_0)$ and

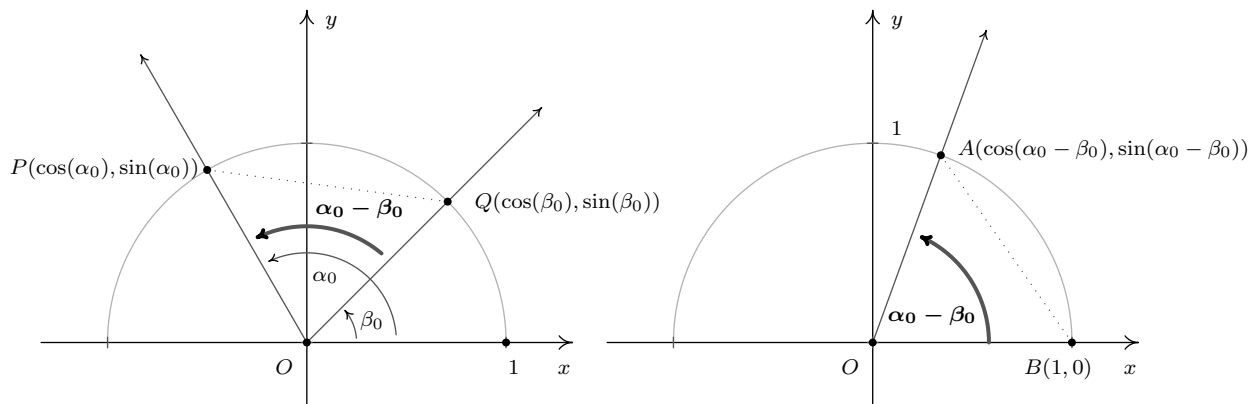
¹As mentioned at the end of Section 10.2, properties of the circular functions when thought of as functions of angles in radian measure hold equally well if we view these functions as functions of real numbers. Not surprisingly, the Even / Odd properties of the circular functions are so named because they identify cosine and secant as even functions, while the remaining four circular functions are odd. (See Section 1.7.)

$\sin(-\theta_0) = -\sin(\theta_0)$. Since the cosines and sines of θ_0 and $-\theta_0$ are the same as those for θ and $-\theta$, respectively, we get $\cos(-\theta) = \cos(\theta)$ and $\sin(-\theta) = -\sin(\theta)$, as required. The Even / Odd Identities are readily demonstrated using any of the ‘common angles’ noted in Section 10.2. Their true utility, however, lies not in computation, but in simplifying expressions involving the circular functions. Our next batch of identities makes heavy use of the Even / Odd Identities.

THEOREM 10.13. Sum and Difference Identities for Cosine: For all angles α and β ,

- $\cos(\alpha + \beta) = \cos(\alpha)\cos(\beta) - \sin(\alpha)\sin(\beta)$
- $\cos(\alpha - \beta) = \cos(\alpha)\cos(\beta) + \sin(\alpha)\sin(\beta)$

We first prove the result for differences. As in the proof of the Even / Odd Identities, we can reduce the proof for general angles α and β to angles α_0 and β_0 , coterminal to α and β , respectively, each of which measure between 0 and 2π radians. Since α and α_0 are coterminal, as are β and β_0 , it follows that $\alpha - \beta$ is coterminal with $\alpha_0 - \beta_0$. Consider the case below where $\alpha_0 \geq \beta_0$.



Since the angles POQ and AOB are congruent, the distance between P and Q is equal to the distance between A and B .² The distance formula, Equation 1.1, yields

$$\sqrt{(\cos(\alpha_0) - \cos(\beta_0))^2 + (\sin(\alpha_0) - \sin(\beta_0))^2} = \sqrt{(\cos(\alpha_0 - \beta_0) - 1)^2 + (\sin(\alpha_0 - \beta_0) - 0)^2}$$

Squaring both sides, we expand the left hand side of this equation as

$$\begin{aligned} (\cos(\alpha_0) - \cos(\beta_0))^2 + (\sin(\alpha_0) - \sin(\beta_0))^2 &= \cos^2(\alpha_0) - 2\cos(\alpha_0)\cos(\beta_0) + \cos^2(\beta_0) \\ &\quad + \sin^2(\alpha_0) - 2\sin(\alpha_0)\sin(\beta_0) + \sin^2(\beta_0) \\ &= \cos^2(\alpha_0) + \sin^2(\alpha_0) + \cos^2(\beta_0) + \sin^2(\beta_0) \\ &\quad - 2\cos(\alpha_0)\cos(\beta_0) - 2\sin(\alpha_0)\sin(\beta_0) \end{aligned}$$

From the Pythagorean Identities, $\cos^2(\alpha_0) + \sin^2(\alpha_0) = 1$ and $\cos^2(\beta_0) + \sin^2(\beta_0) = 1$, so

²In the picture we've drawn, the triangles POQ and AOB are congruent, which is even better. However, $\alpha_0 - \beta_0$ could be 0 or it could be π , neither of which makes a triangle. It could also be larger than π , which makes a triangle, just not the one we've drawn. You should think about those three cases.

$$(\cos(\alpha_0) - \cos(\beta_0))^2 + (\sin(\alpha_0) - \sin(\beta_0))^2 = 2 - 2\cos(\alpha_0)\cos(\beta_0) - 2\sin(\alpha_0)\sin(\beta_0)$$

Turning our attention to the right hand side of our equation, we find

$$\begin{aligned} (\cos(\alpha_0 - \beta_0) - 1)^2 + (\sin(\alpha_0 - \beta_0) - 0)^2 &= \cos^2(\alpha_0 - \beta_0) - 2\cos(\alpha_0 - \beta_0) + 1 + \sin^2(\alpha_0 - \beta_0) \\ &= 1 + \cos^2(\alpha_0 - \beta_0) + \sin^2(\alpha_0 - \beta_0) - 2\cos(\alpha_0 - \beta_0) \end{aligned}$$

Once again, we simplify $\cos^2(\alpha_0 - \beta_0) + \sin^2(\alpha_0 - \beta_0) = 1$, so that

$$(\cos(\alpha_0 - \beta_0) - 1)^2 + (\sin(\alpha_0 - \beta_0) - 0)^2 = 2 - 2\cos(\alpha_0 - \beta_0)$$

Putting it all together, we get $2 - 2\cos(\alpha_0)\cos(\beta_0) - 2\sin(\alpha_0)\sin(\beta_0) = 2 - 2\cos(\alpha_0 - \beta_0)$, which simplifies to: $\cos(\alpha_0 - \beta_0) = \cos(\alpha_0)\cos(\beta_0) + \sin(\alpha_0)\sin(\beta_0)$. Since α and α_0 , β and β_0 and $\alpha - \beta$ and $\alpha_0 - \beta_0$ are all coterminal pairs of angles, we have $\cos(\alpha - \beta) = \cos(\alpha)\cos(\beta) + \sin(\alpha)\sin(\beta)$. For the case where $\alpha_0 \leq \beta_0$, we can apply the above argument to the angle $\beta_0 - \alpha_0$ to obtain the identity $\cos(\beta_0 - \alpha_0) = \cos(\beta_0)\cos(\alpha_0) + \sin(\beta_0)\sin(\alpha_0)$. Applying the Even Identity of cosine, we get $\cos(\beta_0 - \alpha_0) = \cos(-(\alpha_0 - \beta_0)) = \cos(\alpha_0 - \beta_0)$, and we get the identity in this case, too.

To get the sum identity for cosine, we use the difference formula along with the Even/Odd Identities

$$\cos(\alpha + \beta) = \cos(\alpha - (-\beta)) = \cos(\alpha)\cos(-\beta) + \sin(\alpha)\sin(-\beta) = \cos(\alpha)\cos(\beta) - \sin(\alpha)\sin(\beta)$$

We put these newfound identities to good use in the following example.

EXAMPLE 10.4.1.

1. Find the exact value of $\cos(15^\circ)$.
2. Verify the identity: $\cos\left(\frac{\pi}{2} - \theta\right) = \sin(\theta)$.

SOLUTION.

1. In order to use Theorem 10.13 to find $\cos(15^\circ)$, we need to write 15° as a sum or difference of angles whose cosines and sines we know. One way to do so is to write $15^\circ = 45^\circ - 30^\circ$.

$$\begin{aligned} \cos(15^\circ) &= \cos(45^\circ - 30^\circ) \\ &= \cos(45^\circ)\cos(30^\circ) + \sin(45^\circ)\sin(30^\circ) \\ &= \left(\frac{\sqrt{2}}{2}\right)\left(\frac{\sqrt{3}}{2}\right) + \left(\frac{\sqrt{2}}{2}\right)\left(\frac{1}{2}\right) \\ &= \frac{\sqrt{6} + \sqrt{2}}{4} \end{aligned}$$

2. In a straightforward application of Theorem 10.13, we find

$$\begin{aligned}\cos\left(\frac{\pi}{2} - \theta\right) &= \cos\left(\frac{\pi}{2}\right)\cos(\theta) + \sin\left(\frac{\pi}{2}\right)\sin(\theta) \\ &= (0)(\cos(\theta)) + (1)(\sin(\theta)) \\ &= \sin(\theta)\end{aligned}$$

□

The identity verified in Example 10.4.1, namely, $\cos\left(\frac{\pi}{2} - \theta\right) = \sin(\theta)$, is the first of the celebrated ‘cofunction’ identities. These identities were first hinted at in Exercise 8 in Section 10.2. From $\sin(\theta) = \cos\left(\frac{\pi}{2} - \theta\right)$, we get:

$$\sin\left(\frac{\pi}{2} - \theta\right) = \cos\left(\frac{\pi}{2} - \left[\frac{\pi}{2} - \theta\right]\right) = \cos(\theta),$$

which says, in words, that the ‘co’sine of an angle is the sine of its ‘co’mplement. Now that these identities have been established for cosine and sine, the remaining circular functions follow suit. The remaining proofs are left as exercises.

THEOREM 10.14. Cofunction Identities: For all applicable angles θ ,

$\bullet \cos\left(\frac{\pi}{2} - \theta\right) = \sin(\theta)$	$\bullet \sec\left(\frac{\pi}{2} - \theta\right) = \csc(\theta)$	$\bullet \tan\left(\frac{\pi}{2} - \theta\right) = \cot(\theta)$
$\bullet \sin\left(\frac{\pi}{2} - \theta\right) = \cos(\theta)$	$\bullet \csc\left(\frac{\pi}{2} - \theta\right) = \sec(\theta)$	$\bullet \cot\left(\frac{\pi}{2} - \theta\right) = \tan(\theta)$

With the Cofunction Identities in place, we are now in the position to derive the sum and difference formulas for sine. To derive the sum formula for sine, we convert to cosines using a cofunction identity, then expand using the difference formula for cosine

$$\begin{aligned}\sin(\alpha + \beta) &= \cos\left(\frac{\pi}{2} - (\alpha + \beta)\right) \\ &= \cos\left(\left[\frac{\pi}{2} - \alpha\right] - \beta\right) \\ &= \cos\left(\frac{\pi}{2} - \alpha\right)\cos(\beta) + \sin\left(\frac{\pi}{2} - \alpha\right)\sin(\beta) \\ &= \sin(\alpha)\cos(\beta) + \cos(\alpha)\sin(\beta)\end{aligned}$$

We can derive the difference formula for sine by rewriting $\sin(\alpha - \beta)$ as $\sin(\alpha + (-\beta))$ and using the sum formula and the Even / Odd Identities. Again, we leave the details to the reader.

THEOREM 10.15. Sum and Difference Identities for Sine: For all angles α and β ,

$\bullet \sin(\alpha + \beta) = \sin(\alpha)\cos(\beta) + \cos(\alpha)\sin(\beta)$
$\bullet \sin(\alpha - \beta) = \sin(\alpha)\cos(\beta) - \cos(\alpha)\sin(\beta)$

EXAMPLE 10.4.2.

1. Find the exact value of $\sin\left(\frac{19\pi}{12}\right)$
2. If α is a Quadrant II angle with $\sin(\alpha) = \frac{5}{13}$, and β is a Quadrant III angle with $\tan(\beta) = 2$, find $\sin(\alpha - \beta)$.
3. Derive a formula for $\tan(\alpha + \beta)$ in terms of $\tan(\alpha)$ and $\tan(\beta)$.

SOLUTION.

1. As in Example 10.4.1, we need to write the angle $\frac{19\pi}{12}$ as a sum or difference of common angles. The denominator of 12 suggests a combination of angles with denominators 3 and 4. One such combination is $\frac{19\pi}{12} = \frac{4\pi}{3} + \frac{\pi}{4}$. Applying Theorem 10.15, we get

$$\begin{aligned} \sin\left(\frac{19\pi}{12}\right) &= \sin\left(\frac{4\pi}{3} + \frac{\pi}{4}\right) \\ &= \sin\left(\frac{4\pi}{3}\right)\cos\left(\frac{\pi}{4}\right) + \cos\left(\frac{4\pi}{3}\right)\sin\left(\frac{\pi}{4}\right) \\ &= \left(-\frac{\sqrt{3}}{2}\right)\left(\frac{\sqrt{2}}{2}\right) + \left(-\frac{1}{2}\right)\left(\frac{\sqrt{2}}{2}\right) \\ &= \frac{-\sqrt{6} - \sqrt{2}}{4} \end{aligned}$$

2. In order to find $\sin(\alpha - \beta)$ using Theorem 10.15, we need to find $\cos(\alpha)$ and both $\cos(\beta)$ and $\sin(\beta)$. To find $\cos(\alpha)$, we use the Pythagorean Identity $\cos^2(\alpha) + \sin^2(\alpha) = 1$. Since $\sin(\alpha) = \frac{5}{13}$, we have $\cos^2(\alpha) + \left(\frac{5}{13}\right)^2 = 1$, or $\cos(\alpha) = \pm\frac{12}{13}$. Since α is a Quadrant II angle, $\cos(\alpha) = -\frac{12}{13}$. We now set about finding $\cos(\beta)$ and $\sin(\beta)$. We have several ways to proceed, but the Pythagorean Identity $1 + \tan^2(\beta) = \sec^2(\beta)$ is a quick way to get $\sec(\beta)$, and hence, $\cos(\beta)$. With $\tan(\beta) = 2$, we get $1 + 2^2 = \sec^2(\beta)$ so that $\sec(\beta) = \pm\sqrt{5}$. Since β is a Quadrant III angle, we choose $\sec(\beta) = -\sqrt{5}$ so $\cos(\beta) = \frac{1}{\sec(\beta)} = \frac{1}{-\sqrt{5}} = -\frac{\sqrt{5}}{5}$. We now need to determine $\sin(\beta)$. We could use The Pythagorean Identity $\cos^2(\beta) + \sin^2(\beta) = 1$, but we opt instead to use a quotient identity. From $\tan(\beta) = \frac{\sin(\beta)}{\cos(\beta)}$, we have $\sin(\beta) = \tan(\beta)\cos(\beta)$ so we get $\sin(\beta) = (2)\left(-\frac{\sqrt{5}}{5}\right) = -\frac{2\sqrt{5}}{5}$. We now have all the pieces needed to find $\sin(\alpha - \beta)$:

$$\begin{aligned} \sin(\alpha - \beta) &= \sin(\alpha)\cos(\beta) - \cos(\alpha)\sin(\beta) \\ &= \left(\frac{5}{13}\right)\left(-\frac{\sqrt{5}}{5}\right) - \left(-\frac{12}{13}\right)\left(-\frac{2\sqrt{5}}{5}\right) \\ &= -\frac{29\sqrt{5}}{65} \end{aligned}$$

3. We can start expanding $\tan(\alpha + \beta)$ using a quotient identity and our sum formulas

$$\begin{aligned}\tan(\alpha + \beta) &= \frac{\sin(\alpha + \beta)}{\cos(\alpha + \beta)} \\ &= \frac{\sin(\alpha)\cos(\beta) + \cos(\alpha)\sin(\beta)}{\cos(\alpha)\cos(\beta) - \sin(\alpha)\sin(\beta)}\end{aligned}$$

Since $\tan(\alpha) = \frac{\sin(\alpha)}{\cos(\alpha)}$ and $\tan(\beta) = \frac{\sin(\beta)}{\cos(\beta)}$, it looks as though if we divide both numerator and denominator by $\cos(\alpha)\cos(\beta)$ we will have what we want

$$\begin{aligned}\tan(\alpha + \beta) &= \frac{\sin(\alpha)\cos(\beta) + \cos(\alpha)\sin(\beta)}{\cos(\alpha)\cos(\beta) - \sin(\alpha)\sin(\beta)} \cdot \frac{\frac{1}{\cos(\alpha)\cos(\beta)}}{\frac{1}{\cos(\alpha)\cos(\beta)}} \\ &= \frac{\frac{\sin(\alpha)\cos(\beta)}{\cos(\alpha)\cos(\beta)} + \frac{\cos(\alpha)\sin(\beta)}{\cos(\alpha)\cos(\beta)}}{\frac{\cos(\alpha)\cos(\beta)}{\cos(\alpha)\cos(\beta)} - \frac{\sin(\alpha)\sin(\beta)}{\cos(\alpha)\cos(\beta)}} \\ &= \frac{\frac{\sin(\alpha)\cancel{\cos(\beta)}}{\cos(\alpha)\cancel{\cos(\beta)}} + \frac{\cancel{\cos(\alpha)}\sin(\beta)}{\cancel{\cos(\alpha)}\cos(\beta)}}{\frac{\cancel{\cos(\alpha)}\cancel{\cos(\beta)}}{\cancel{\cos(\alpha)}\cancel{\cos(\beta)}} - \frac{\sin(\alpha)\sin(\beta)}{\cos(\alpha)\cos(\beta)}} \\ &= \frac{\tan(\alpha) + \tan(\beta)}{1 - \tan(\alpha)\tan(\beta)}\end{aligned}$$

Naturally, this formula is limited to those cases where all of the tangents are defined. \square

The formula developed in Exercise 10.4.2 for $\tan(\alpha + \beta)$ can be used to find a formula for $\tan(\alpha - \beta)$ by rewriting the difference as a sum, $\tan(\alpha + (-\beta))$, and the reader is encouraged to fill in the details. Below we summarize all of the sum and difference formulas for cosine, sine and tangent.

THEOREM 10.16. Sum and Difference Identities: For all applicable angles α and β ,

- $\cos(\alpha \pm \beta) = \cos(\alpha)\cos(\beta) \mp \sin(\alpha)\sin(\beta)$
- $\sin(\alpha \pm \beta) = \sin(\alpha)\cos(\beta) \pm \cos(\alpha)\sin(\beta)$
- $\tan(\alpha \pm \beta) = \frac{\tan(\alpha) \pm \tan(\beta)}{1 \mp \tan(\alpha)\tan(\beta)}$

In the statement of Theorem 10.16, we have combined the cases for the sum ‘+’ and difference ‘-’ of angles into one formula. The convention here is that if you want the formula for the sum ‘+’ of

two angles, you use the top sign in the formula; for the difference, ‘-’, use the bottom sign. For example,

$$\tan(\alpha - \beta) = \frac{\tan(\alpha) - \tan(\beta)}{1 + \tan(\alpha)\tan(\beta)}$$

If we specialize the sum formulas in Theorem 10.16 to the case when $\alpha = \beta$, we obtain the following ‘Double Angle’ Identities.

THEOREM 10.17. Double Angle Identities: For all angles θ ,

$$\begin{aligned} \bullet \cos(2\theta) &= \begin{cases} \cos^2(\theta) - \sin^2(\theta) \\ 2\cos^2(\theta) - 1 \\ 1 - 2\sin^2(\theta) \end{cases} \\ \bullet \sin(2\theta) &= 2\sin(\theta)\cos(\theta) \\ \bullet \tan(2\theta) &= \frac{2\tan(\theta)}{1 - \tan^2(\theta)} \end{aligned}$$

The three different forms for $\cos(2\theta)$ can be explained by our ability to ‘exchange’ squares of cosine and sine via the Pythagorean Identity $\cos^2(\theta) + \sin^2(\theta) = 1$ and we leave the details to the reader. It is interesting to note that to determine the value of $\cos(2\theta)$, only *one* piece of information is required: either $\cos(\theta)$ or $\sin(\theta)$. To determine $\sin(2\theta)$, however, it appears that we must know both $\sin(\theta)$ and $\cos(\theta)$. In the next example, we show how we can find $\sin(2\theta)$ knowing just one piece of information, namely $\tan(\theta)$.

EXAMPLE 10.4.3.

1. Suppose $P(-3, 4)$ lies on the terminal side of θ when θ is plotted in standard position. Find $\cos(2\theta)$ and $\sin(2\theta)$ and determine the quadrant in which the terminal side of the angle 2θ lies when it is plotted in standard position.
2. If $\sin(\theta) = x$ for $-\frac{\pi}{2} \leq \theta \leq \frac{\pi}{2}$, find an expression for $\sin(2\theta)$ in terms of x .
3. Verify the identity: $\sin(2\theta) = \frac{2\tan(\theta)}{1 + \tan^2(\theta)}$.
4. Express $\cos(3\theta)$ as a polynomial in terms of $\cos(\theta)$.

SOLUTION.

1. Using Theorem 10.3 from Section 10.2 with $x = -3$ and $y = 4$, we find $r = \sqrt{x^2 + y^2} = 5$. Hence, $\cos(\theta) = -\frac{3}{5}$ and $\sin(\theta) = \frac{4}{5}$. Applying Theorem 10.17, we get $\cos(2\theta) = \cos^2(\theta) - \sin^2(\theta) = \left(-\frac{3}{5}\right)^2 - \left(\frac{4}{5}\right)^2 = -\frac{7}{25}$, and $\sin(2\theta) = 2\sin(\theta)\cos(\theta) = 2\left(\frac{4}{5}\right)\left(-\frac{3}{5}\right) = -\frac{24}{25}$. Since both cosine and sine of 2θ are negative, the terminal side of 2θ , when plotted in standard position, lies in Quadrant III.

2. If your first reaction to ‘ $\sin(\theta) = x$ ’ is ‘No it’s not, $\cos(\theta) = x$!’ then you have indeed learned something, and we take comfort in that. However, context is everything. Here, ‘ x ’ is just a variable - it does not necessarily represent the x -coordinate of the point on The Unit Circle which lies on the terminal side of θ , assuming θ is drawn in standard position. Here, x represents the quantity $\sin(\theta)$, and what we wish to know is how to express $\sin(2\theta)$ in terms of x . We will see more of this kind of thing in Section 10.6, and, as usual, this is something we need for Calculus. Since $\sin(2\theta) = 2 \sin(\theta) \cos(\theta)$, we need to write $\cos(\theta)$ in terms of x to finish the problem. We substitute $x = \sin(\theta)$ into the Pythagorean Identity, $\cos^2(\theta) + \sin^2(\theta) = 1$, to get $\cos^2(\theta) + x^2 = 1$, or $\cos(\theta) = \pm\sqrt{1-x^2}$. Since $-\frac{\pi}{2} \leq \theta \leq \frac{\pi}{2}$, $\cos(\theta) \geq 0$, and thus $\cos(\theta) = \sqrt{1-x^2}$. Our final answer is $\sin(2\theta) = 2 \sin(\theta) \cos(\theta) = 2x\sqrt{1-x^2}$.
3. We start with the right hand side of the identity and note that $1 + \tan^2(\theta) = \sec^2(\theta)$. From this point, we use the Reciprocal and Quotient Identities to rewrite $\tan(\theta)$ and $\sec(\theta)$ in terms of $\cos(\theta)$ and $\sin(\theta)$:

$$\begin{aligned} \frac{2 \tan(\theta)}{1 + \tan^2(\theta)} &= \frac{2 \tan(\theta)}{\sec^2(\theta)} \\ &= \frac{2 \left(\frac{\sin(\theta)}{\cos(\theta)} \right)}{\frac{1}{\cos^2(\theta)}} \\ &= 2 \left(\frac{\sin(\theta)}{\cos(\theta)} \right) \cos^2(\theta) \\ &= 2 \left(\frac{\sin(\theta)}{\cos(\theta)} \right) \cancel{\cos(\theta)} \cos(\theta) \\ &= 2 \sin(\theta) \cos(\theta) \\ &= \sin(2\theta) \end{aligned}$$

4. In Theorem 10.17, one of the formulas for $\cos(2\theta)$, namely $\cos(2\theta) = 2 \cos^2(\theta) - 1$, expresses $\cos(2\theta)$ as a polynomial in terms of $\cos(\theta)$. We are now asked to find such an identity for $\cos(3\theta)$. Using the sum formula for cosine, we begin with

$$\begin{aligned} \cos(3\theta) &= \cos(2\theta + \theta) \\ &= \cos(2\theta) \cos(\theta) - \sin(2\theta) \sin(\theta) \end{aligned}$$

Our ultimate goal is to express the right hand side in terms of $\cos(\theta)$ only. We substitute $\cos(2\theta) = 2 \cos^2(\theta) - 1$ and $\sin(2\theta) = 2 \sin(\theta) \cos(\theta)$ which yields

$$\begin{aligned} \cos(3\theta) &= \cos(2\theta) \cos(\theta) - \sin(2\theta) \sin(\theta) \\ &= (2 \cos^2(\theta) - 1) \cos(\theta) - (2 \sin(\theta) \cos(\theta)) \sin(\theta) \\ &= 2 \cos^3(\theta) - \cos(\theta) - 2 \sin^2(\theta) \cos(\theta) \end{aligned}$$

Finally, we exchange $\sin^2(\theta)$ for $1 - \cos^2(\theta)$ courtesy of the Pythagorean Identity, and get

$$\begin{aligned}\cos(3\theta) &= 2\cos^3(\theta) - \cos(\theta) - 2\sin^2(\theta)\cos(\theta) \\ &= 2\cos^3(\theta) - \cos(\theta) - 2(1 - \cos^2(\theta))\cos(\theta) \\ &= 2\cos^3(\theta) - \cos(\theta) - 2\cos(\theta) + 2\cos^3(\theta) \\ &= 4\cos^3(\theta) - 3\cos(\theta)\end{aligned}$$

and we are done. \square

In the last problem in Example 10.4.3, we saw how we could rewrite $\cos(3\theta)$ as sums of powers of $\cos(\theta)$. In Calculus, we have occasion to do the reverse; that is, reduce the power of cosine and sine. Solving the identity $\cos(2\theta) = 2\cos^2(\theta) - 1$ for $\cos^2(\theta)$ and the identity $\cos(2\theta) = 1 - 2\sin^2(\theta)$ for $\sin^2(\theta)$ results in the aptly-named ‘Power Reduction’ formulas below.

THEOREM 10.18. Power Reduction Formulas: For all angles θ ,

- $\cos^2(\theta) = \frac{1 + \cos(2\theta)}{2}$
- $\sin^2(\theta) = \frac{1 - \cos(2\theta)}{2}$

EXAMPLE 10.4.4. Rewrite $\sin^2(\theta)\cos^2(\theta)$ as a sum and difference of cosines to the first power.

SOLUTION. We begin with a straightforward application of Theorem 10.18

$$\begin{aligned}\sin^2(\theta)\cos^2(\theta) &= \left(\frac{1 - \cos(2\theta)}{2}\right)\left(\frac{1 + \cos(2\theta)}{2}\right) \\ &= \frac{1}{4}(1 - \cos^2(2\theta)) \\ &= \frac{1}{4} - \frac{1}{4}\cos^2(2\theta)\end{aligned}$$

Next, we apply the power reduction formula to $\cos^2(2\theta)$ to finish the reduction

$$\begin{aligned}\sin^2(\theta)\cos^2(\theta) &= \frac{1}{4} - \frac{1}{4}\cos^2(2\theta) \\ &= \frac{1}{4} - \frac{1}{4}\left(\frac{1 + \cos(4\theta)}{2}\right) \\ &= \frac{1}{4} - \frac{1}{8} + \frac{1}{8}\cos(4\theta) \\ &= \frac{1}{8} + \frac{1}{8}\cos(4\theta)\end{aligned}$$

\square

Another application of the Power Reduction Formulas is the Half Angle Formulas. To start, we apply the Power Reduction Formula to $\cos^2\left(\frac{\theta}{2}\right)$

$$\cos^2\left(\frac{\theta}{2}\right) = \frac{1 + \cos\left(2\left(\frac{\theta}{2}\right)\right)}{2} = \frac{1 + \cos(\theta)}{2}.$$

We can obtain a formula for $\cos\left(\frac{\theta}{2}\right)$ by extracting square roots. In a similar fashion, we may obtain a half angle formula for sine, and by using a quotient formula, obtain a half angle formula for tangent. We summarize these formulas below.

THEOREM 10.19. Half Angle Formulas: For all applicable angles θ ,

- $\cos\left(\frac{\theta}{2}\right) = \pm\sqrt{\frac{1 + \cos(\theta)}{2}}$
- $\sin\left(\frac{\theta}{2}\right) = \pm\sqrt{\frac{1 - \cos(\theta)}{2}}$
- $\tan\left(\frac{\theta}{2}\right) = \pm\sqrt{\frac{1 - \cos(\theta)}{1 + \cos(\theta)}}$

where the choice of \pm depends on the quadrant in which the terminal side of $\frac{\theta}{2}$ lies.

EXAMPLE 10.4.5.

1. Use a half angle formula to find the exact value of $\cos(15^\circ)$.
2. Suppose $-\pi \leq \theta \leq 0$ with $\cos(\theta) = -\frac{3}{5}$. Find $\sin\left(\frac{\theta}{2}\right)$.
3. Use the identity given in number 3 of Example 10.4.3 to derive the identity

$$\tan\left(\frac{\theta}{2}\right) = \frac{\sin(\theta)}{1 + \cos(\theta)}$$

SOLUTION.

1. To use the half angle formula, we note that $15^\circ = \frac{30^\circ}{2}$ and since 15° is a Quadrant I angle, its cosine is positive. Thus we have

$$\begin{aligned} \cos(15^\circ) &= +\sqrt{\frac{1 + \cos(30^\circ)}{2}} = \sqrt{\frac{1 + \frac{\sqrt{3}}{2}}{2}} \\ &= \sqrt{\frac{1 + \frac{\sqrt{3}}{2}}{2} \cdot \frac{2}{2}} = \sqrt{\frac{2 + \sqrt{3}}{4}} = \frac{\sqrt{2 + \sqrt{3}}}{2} \end{aligned}$$

Back in Example 10.4.1, we found $\cos(15^\circ)$ by using the difference formula for cosine. In that case, we determined $\cos(15^\circ) = \frac{\sqrt{6} + \sqrt{2}}{4}$. The reader is encouraged to prove that these two expressions are equal.

2. If $-\pi \leq \theta \leq 0$, then $-\frac{\pi}{2} \leq \frac{\theta}{2} \leq 0$, which means $\sin\left(\frac{\theta}{2}\right) < 0$. Theorem 10.19 gives

$$\begin{aligned}\sin\left(\frac{\theta}{2}\right) &= -\sqrt{\frac{1 - \cos(\theta)}{2}} = -\sqrt{\frac{1 - \left(-\frac{3}{5}\right)}{2}} \\ &= -\sqrt{\frac{1 + \frac{3}{5}}{2} \cdot \frac{5}{5}} = -\sqrt{\frac{8}{10}} = -\frac{2\sqrt{5}}{5}\end{aligned}$$

3. Instead of our usual approach to verifying identities, namely starting with one side of the equation and trying to transform it into the other, we will start with the identity we proved in number 3 of Example 10.4.3 and manipulate it into the identity we are asked to prove. The identity we are asked to start with is $\sin(2\theta) = \frac{2 \tan(\theta)}{1 + \tan^2(\theta)}$. If we are to use this to derive an identity for $\tan\left(\frac{\theta}{2}\right)$, it seems reasonable to proceed by replacing each occurrence of θ with $\frac{\theta}{2}$

$$\begin{aligned}\sin\left(2\left(\frac{\theta}{2}\right)\right) &= \frac{2 \tan\left(\frac{\theta}{2}\right)}{1 + \tan^2\left(\frac{\theta}{2}\right)} \\ \sin(\theta) &= \frac{2 \tan\left(\frac{\theta}{2}\right)}{1 + \tan^2\left(\frac{\theta}{2}\right)}\end{aligned}$$

We now have the $\sin(\theta)$ we need, but we somehow need to get a factor of $1 + \cos(\theta)$ involved. To get cosines involved, recall that $1 + \tan^2\left(\frac{\theta}{2}\right) = \sec^2\left(\frac{\theta}{2}\right)$. We continue to manipulate our given identity by converting secants to cosines and using a power reduction formula

$$\begin{aligned}\sin(\theta) &= \frac{2 \tan\left(\frac{\theta}{2}\right)}{1 + \tan^2\left(\frac{\theta}{2}\right)} \\ \sin(\theta) &= \frac{2 \tan\left(\frac{\theta}{2}\right)}{\sec^2\left(\frac{\theta}{2}\right)} \\ \sin(\theta) &= 2 \tan\left(\frac{\theta}{2}\right) \cos^2\left(\frac{\theta}{2}\right) \\ \sin(\theta) &= 2 \tan\left(\frac{\theta}{2}\right) \left(\frac{1 + \cos\left(2\left(\frac{\theta}{2}\right)\right)}{2}\right) \\ \sin(\theta) &= \tan\left(\frac{\theta}{2}\right) (1 + \cos(\theta)) \\ \tan\left(\frac{\theta}{2}\right) &= \frac{\sin(\theta)}{1 + \cos(\theta)}\end{aligned}$$

□

Our next batch of identities, the Product to Sum Formulas,³ are easily verified by expanding each of the right hand sides in accordance with Theorem 10.16 and as you should expect by now we leave the details as exercises. They are of particular use in Calculus, and we list them here for reference.

³These are also known as the Prosthaphaeresis Formulas and have a rich history. The authors recommend that you conduct some research on them as your schedule allows.

THEOREM 10.20. Product to Sum Formulas: For all angles α and β ,

- $\cos(\alpha) \cos(\beta) = \frac{1}{2} [\cos(\alpha - \beta) + \cos(\alpha + \beta)]$
- $\sin(\alpha) \sin(\beta) = \frac{1}{2} [\cos(\alpha - \beta) - \cos(\alpha + \beta)]$
- $\sin(\alpha) \cos(\beta) = \frac{1}{2} [\sin(\alpha - \beta) + \sin(\alpha + \beta)]$

Related to the Product to Sum Formulas are the Sum to Product Formulas, which we will have need of in Section 10.7. These are easily verified using the Sum to Product Formulas, and as such, their proofs are left as exercises.

THEOREM 10.21. Sum to Product Formulas: For all angles α and β ,

- $\cos(\alpha) + \cos(\beta) = 2 \cos\left(\frac{\alpha + \beta}{2}\right) \cos\left(\frac{\alpha - \beta}{2}\right)$
- $\cos(\alpha) - \cos(\beta) = -2 \sin\left(\frac{\alpha + \beta}{2}\right) \sin\left(\frac{\alpha - \beta}{2}\right)$
- $\sin(\alpha) \pm \sin(\beta) = 2 \sin\left(\frac{\alpha \pm \beta}{2}\right) \cos\left(\frac{\alpha \mp \beta}{2}\right)$

EXAMPLE 10.4.6.

1. Write $\cos(2\theta) \cos(6\theta)$ as a sum.
2. Write $\sin(\theta) - \sin(3\theta)$ as a product.

SOLUTION.

1. Identifying $\alpha = 2\theta$ and $\beta = 6\theta$, we find

$$\begin{aligned} \cos(2\theta) \cos(6\theta) &= \frac{1}{2} [\cos(2\theta - 6\theta) + \cos(2\theta + 6\theta)] \\ &= \frac{1}{2} \cos(-4\theta) + \frac{1}{2} \cos(8\theta) \\ &= \frac{1}{2} \cos(4\theta) + \frac{1}{2} \cos(8\theta), \end{aligned}$$

where the last equality is courtesy of the even identity for cosine, $\cos(-4\theta) = \cos(4\theta)$.

2. Identifying $\alpha = \theta$ and $\beta = 3\theta$ yields

$$\begin{aligned} \sin(\theta) - \sin(3\theta) &= 2 \sin\left(\frac{\theta - 3\theta}{2}\right) \cos\left(\frac{\theta + 3\theta}{2}\right) \\ &= 2 \sin(-\theta) \cos(2\theta) \\ &= -2 \sin(\theta) \cos(2\theta), \end{aligned}$$

where the last equality is courtesy of the odd identity for sine, $\sin(-\theta) = -\sin(\theta)$. □

The reader is reminded that all of the identities presented in this section which regard the circular functions as functions of angles (in radian measure) apply equally well to the circular functions regarded as functions of real numbers. In Section [10.5](#), we see how some of these identities manifest themselves geometrically as we study the graphs of the trigonometric functions.

10.4.1 EXERCISES

1. Verify the Even / Odd Identities for tangent, secant, cosecant and cotangent.
2. Use the Even / Odd Identities to verify the following identities. Assume all quantities are defined.

$$\begin{array}{ll} \text{(a)} \sin(3\pi - 2t) = -\sin(2t - 3\pi) & \text{(d)} \csc(-t - 5) = -\csc(t + 5) \\ \text{(b)} \cos\left(-\frac{\pi}{4} - 5t\right) = \cos\left(5t + \frac{\pi}{4}\right) & \text{(e)} \sec(-6t) = \sec(6t) \\ \text{(c)} \tan(-t^2 + 1) = -\tan(t^2 - 1) & \text{(f)} \cot(9 - 7t) = -\cot(7t - 9) \end{array}$$

3. Verify the Cofunction Identities for tangent, secant, cosecant and cotangent.
4. Verify the Difference Identities for sine and tangent.
5. Use the Sum and Difference Identities to find the exact values of the following. You may have need of the Quotient, Reciprocal or Even / Odd Identities as well.

$$\begin{array}{lll} \text{(a)} \cos\left(\frac{7\pi}{12}\right) & \text{(c)} \sin\left(\frac{\pi}{12}\right) & \text{(e)} \csc\left(\frac{5\pi}{12}\right) \\ \text{(b)} \tan\left(\frac{17\pi}{12}\right) & \text{(d)} \cot\left(\frac{11\pi}{12}\right) & \text{(f)} \sec\left(-\frac{\pi}{12}\right) \end{array}$$

$$6. \text{ Show that } \frac{\sin(t+h) - \sin(t)}{h} = \cos(t) \left(\frac{\sin(h)}{h}\right) + \sin(t) \left(\frac{\cos(h) - 1}{h}\right)$$

$$7. \text{ Show that } \frac{\cos(t+h) - \cos(t)}{h} = \cos(t) \left(\frac{\cos(h) - 1}{h}\right) - \sin(t) \left(\frac{\sin(h)}{h}\right)$$

$$8. \text{ Show that } \frac{\tan(t+h) - \tan(t)}{h} = \left(\frac{\tan(h)}{h}\right) \left(\frac{\sec^2(t)}{1 - \tan(t)\tan(h)}\right)$$

9. Verify the following identities. Assume all quantities are defined.

$$\text{(a)} \sin(\alpha + \beta) + \sin(\alpha - \beta) = 2\sin(\alpha)\cos(\beta)$$

$$\text{(b)} \frac{\cos(\alpha + \beta)}{\cos(\alpha - \beta)} = \frac{1 - \tan(\alpha)\tan(\beta)}{1 + \tan(\alpha)\tan(\beta)}$$

$$\text{(c)} \frac{\tan(\alpha + \beta)}{\tan(\alpha - \beta)} = \frac{\sin(\alpha)\cos(\alpha) + \sin(\beta)\cos(\beta)}{\sin(\alpha)\cos(\alpha) - \sin(\beta)\cos(\beta)}$$

$$10. \text{ Show that } \cos^2(\theta) - \sin^2(\theta) = 2\cos^2(\theta) - 1 = 1 - 2\sin^2(\theta) \text{ for all } \theta.$$

$$11. \text{ If } \sin(\theta) = \frac{x}{2} \text{ for } -\frac{\pi}{2} < \theta < \frac{\pi}{2}, \text{ find an expression for } \cos(2\theta) \text{ in terms of } x.$$

12. If $\tan(\theta) = \frac{x}{7}$ for $-\frac{\pi}{2} < \theta < \frac{\pi}{2}$, find an expression for $\sin(2\theta)$ in terms of x .
13. If $\sec(\theta) = \frac{x}{4}$ for $0 < \theta < \frac{\pi}{2}$, find an expression for $\ln|\sec(\theta) + \tan(\theta)|$ in terms of x .
14. Use the Half Angle Formulas to find the exact values of the following. You may have need of the Quotient, Reciprocal or Even / Odd Identities as well.

$$(a) \cos\left(\frac{\pi}{8}\right) \qquad (b) \sin\left(\frac{5\pi}{8}\right) \qquad (c) \tan\left(\frac{7\pi}{8}\right)$$

15. In each exercise below, use the given information about θ to find the exact values of

$$\begin{array}{lll} \bullet \sin(2\theta) & \bullet \cos(2\theta) & \bullet \tan(2\theta) \\ \bullet \sin\left(\frac{\theta}{2}\right) & \bullet \cos\left(\frac{\theta}{2}\right) & \bullet \tan\left(\frac{\theta}{2}\right) \end{array}$$

$$\begin{array}{ll} (a) \sin(\theta) = -\frac{7}{25} \text{ where } \frac{3\pi}{2} < \theta < 2\pi & (c) \tan(\theta) = \frac{12}{5} \text{ where } \pi < \theta < \frac{3\pi}{2} \\ (b) \cos(\theta) = \frac{28}{53} \text{ where } 0 < \theta < \frac{\pi}{2} & (d) \csc(\theta) = 4 \text{ where } \frac{\pi}{2} < \theta < \pi \end{array}$$

16. If $\sin(\alpha) = \frac{3}{5}$ where $0 < \alpha < \frac{\pi}{2}$ and $\cos(\beta) = \frac{12}{13}$ where $\frac{3\pi}{2} < \beta < 2\pi$, find the exact values of the following.

$$(a) \sin(\alpha + \beta) \qquad (b) \cos(\alpha - \beta) \qquad (c) \tan(\alpha - \beta)$$

17. If $\sec(\alpha) = -\frac{5}{3}$ where $\frac{\pi}{2} < \alpha < \pi$ and $\tan(\beta) = \frac{24}{7}$ where $\pi < \beta < \frac{3\pi}{2}$, find the exact values of the following.

$$(a) \csc(\alpha - \beta) \qquad (b) \sec(\alpha + \beta) \qquad (c) \cot(\alpha + \beta)$$

18. Let θ be a Quadrant III angle with $\cos(\theta) = -\frac{1}{5}$. Show that this is not enough information to determine the sign of $\sin\left(\frac{\theta}{2}\right)$ by first assuming $3\pi < \theta < \frac{7\pi}{2}$ and then assuming $\pi < \theta < \frac{3\pi}{2}$ and computing $\sin\left(\frac{\theta}{2}\right)$ in both cases.

19. Without using your calculator, show that $\frac{\sqrt{2 + \sqrt{3}}}{2} = \frac{\sqrt{6} + \sqrt{2}}{4}$

20. Drawing on part 4 of Example 10.4.3 for inspiration, write $\cos(4\theta)$ as a polynomial in cosine. Then write $\cos(5\theta)$ as a polynomial in cosine. Can you find a pattern so that $\cos(n\theta)$ could be written as a polynomial in cosine for any natural number n ?

21. Write $\sin(3\theta)$ and $\sin(5\theta)$ as polynomials of sine. Can the same be done for $\sin(4\theta)$? If not, what goes wrong?
22. Write $\sin^4(\theta)$ and $\cos^4(\theta)$ as sums and/or differences of sines and/or cosines to the first power.
23. Verify the Product to Sum Identities.
24. Verify the Sum to Product Identities.
25. Write the following products as sums.
- (a) $\cos(3\theta)\cos(5\theta)$ (b) $\sin(2\theta)\sin(7\theta)$ (c) $\sin(9\theta)\cos(\theta)$
26. Write the following sums as products. (You may need to use a Cofunction or Even / Odd identity as well.)
- (a) $\cos(3\theta) + \cos(5\theta)$ (c) $\cos(5\theta) - \cos(6\theta)$ (e) $\sin(\theta) + \cos(\theta)$
(b) $\sin(2\theta) - \sin(7\theta)$ (d) $\sin(9\theta) - \sin(-\theta)$ (f) $\cos(\theta) - \sin(\theta)$

10.4.2 ANSWERS

5. (a) $\frac{\sqrt{2} - \sqrt{6}}{4}$ (c) $\frac{\sqrt{6} - \sqrt{2}}{4}$ (e) $\sqrt{6} - \sqrt{2}$
 (b) $2 + \sqrt{3}$ (d) $-(2 + \sqrt{3})$ (f) $\sqrt{6} - \sqrt{2}$
11. $1 - \frac{x^2}{2}$ 12. $\frac{14x}{x^2 + 49}$ 13. $\ln|x + \sqrt{x^2 + 16}| - \ln(4)$
14. (a) $\frac{\sqrt{2 + \sqrt{2}}}{2}$ (b) $\frac{\sqrt{2 + \sqrt{2}}}{2}$ (c) $-\sqrt{\frac{2 - \sqrt{2}}{2 + \sqrt{2}}}$
15. (a) $\bullet \sin(2\theta) = -\frac{336}{625}$ $\bullet \cos(2\theta) = \frac{527}{625}$ $\bullet \tan(2\theta) = -\frac{336}{527}$
 $\bullet \sin\left(\frac{\theta}{2}\right) = \sqrt{\frac{1}{50}}$ $\bullet \cos\left(\frac{\theta}{2}\right) = -\sqrt{\frac{49}{50}}$ $\bullet \tan\left(\frac{\theta}{2}\right) = -\sqrt{\frac{1}{49}}$
 (b) $\bullet \sin(2\theta) = \frac{2520}{2809}$ $\bullet \cos(2\theta) = -\frac{1241}{2809}$ $\bullet \tan(2\theta) = -\frac{2520}{1241}$
 $\bullet \sin\left(\frac{\theta}{2}\right) = \sqrt{\frac{25}{106}}$ $\bullet \cos\left(\frac{\theta}{2}\right) = \sqrt{\frac{81}{106}}$ $\bullet \tan\left(\frac{\theta}{2}\right) = \sqrt{\frac{25}{81}}$
 (c) $\bullet \sin(2\theta) = \frac{120}{169}$ $\bullet \cos(2\theta) = -\frac{119}{169}$ $\bullet \tan(2\theta) = -\frac{120}{119}$
 $\bullet \sin\left(\frac{\theta}{2}\right) = \sqrt{\frac{9}{13}}$ $\bullet \cos\left(\frac{\theta}{2}\right) = -\sqrt{\frac{4}{13}}$ $\bullet \tan\left(\frac{\theta}{2}\right) = -\frac{3}{2}$
 (d) $\bullet \sin(2\theta) = -\frac{\sqrt{15}}{8}$ $\bullet \cos(2\theta) = \frac{7}{8}$ $\bullet \tan(2\theta) = -\frac{\sqrt{15}}{7}$
 $\bullet \sin\left(\frac{\theta}{2}\right) = \sqrt{\frac{1}{16}}$ $\bullet \cos\left(\frac{\theta}{2}\right) = \sqrt{\frac{15}{16}}$ $\bullet \tan\left(\frac{\theta}{2}\right) = \sqrt{\frac{1}{15}}$
16. (a) $\sin(\alpha + \beta) = \frac{16}{65}$ (b) $\cos(\alpha - \beta) = \frac{33}{65}$ (c) $\tan(\alpha - \beta) = \frac{56}{33}$
17. (a) $\csc(\alpha - \beta) = -\frac{5}{4}$ (b) $\sec(\alpha + \beta) = \frac{125}{117}$ (c) $\cot(\alpha + \beta) = \frac{117}{44}$
25. (a) $\frac{\cos(2\theta) + \cos(8\theta)}{2}$ (b) $\frac{\cos(5\theta) - \cos(7\theta)}{2}$ (c) $\frac{\sin(8\theta) + \sin(10\theta)}{2}$
26. (a) $2 \cos(4\theta) \cos(\theta)$ (c) $2 \sin\left(\frac{11}{2}\theta\right) \sin\left(\frac{1}{2}\theta\right)$ (e) $\sqrt{2} \cos\left(\theta - \frac{\pi}{4}\right)$
 (b) $-2 \cos\left(\frac{9}{2}\theta\right) \sin\left(\frac{5}{2}\theta\right)$ (d) $2 \cos(4\theta) \sin(5\theta)$ (f) $-\sqrt{2} \sin\left(\theta - \frac{\pi}{4}\right)$

10.5 GRAPHS OF THE TRIGONOMETRIC FUNCTIONS

In this section, we return to our discussion of the circular functions as functions of real numbers and pick up where we left off in Sections 10.2.1 and 10.3.1. As usual, we begin our study with the functions $f(t) = \cos(t)$ and $g(t) = \sin(t)$.

10.5.1 GRAPHS OF THE COSINE AND SINE FUNCTIONS

From Theorem 10.5 in Section 10.2.1, we know that the domain of $f(t) = \cos(t)$ and of $g(t) = \sin(t)$ is all real numbers, $(-\infty, \infty)$, and the range of both functions is $[-1, 1]$. The Even / Odd Identities in Theorem 10.12 tell us $\cos(-t) = \cos(t)$ for all real numbers t and $\sin(-t) = -\sin(t)$ for all real numbers t . This means $f(t) = \cos(t)$ is an even function, while $g(t) = \sin(t)$ is an odd function.¹ Another important property of these functions is that for coterminal angles α and β , $\cos(\alpha) = \cos(\beta)$ and $\sin(\alpha) = \sin(\beta)$. Said differently, $\cos(t + 2\pi \cdot k) = \cos(t)$ and $\sin(t + 2\pi \cdot k) = \sin(t)$ for all real numbers t and any integer k . This last property is given a special name.

DEFINITION 10.3. Periodic Functions: A function f is said to be **periodic** if there is a real number c so that $f(t + c) = f(t)$ for all real numbers t in the domain of f . The smallest positive number p for which $f(t + p) = f(t)$ for all real numbers t in the domain of f , if it exists, is called the **period** of f .

We have already seen a family of periodic functions in Section 2.1: the constant functions. However, we leave it to the reader as an exercise to show that, despite being periodic, constant functions have no period. Returning to the circular functions, we see that by Definition 10.3, $f(t) = \cos(t)$ is periodic, since $\cos(t + 2\pi \cdot k) = \cos(t)$ for any integer k . To determine the period of f , we need to find the smallest real number p so that $f(t + p) = f(t)$ for all real numbers t or, said differently, the smallest positive real number p such that $\cos(t + p) = \cos(t)$ for all real numbers t . We know that $\cos(t + 2\pi) = \cos(t)$ for all real numbers t but the question remains if any smaller real number will do the trick. Suppose $p > 0$ and $\cos(t + p) = \cos(t)$ for all real numbers t . Then, in particular, $\cos(0 + p) = \cos(0)$ so that $\cos(p) = 1$. From this we know p is a multiple of 2π and, since the smallest positive multiple of 2π is 2π itself, we have the result. Similarly, we can show $g(t) = \sin(t)$ is also periodic with 2π as its period.² Having period 2π essentially means that we can completely understand everything about the functions $f(t) = \cos(t)$ and $g(t) = \sin(t)$ by studying one interval of length 2π , say $[0, 2\pi]$.³

One last property of the functions $f(t) = \cos(t)$ and $g(t) = \sin(t)$ is worth pointing out: both of these functions are continuous and smooth. Recall from Section 3.1 that geometrically this means the graphs of the cosine and sine functions have no jumps, gaps, holes in the graph, asymptotes, corners or cusps. As we shall see, the graphs of both $f(t) = \cos(t)$ and $g(t) = \sin(t)$ meander nicely and don't cause any trouble. We summarize these facts in the following theorem.

¹See section 1.7 for a review of these concepts.

²Alternatively, we can use the Cofunction Identities in Theorem 10.14 to show that $g(t) = \sin(t)$ is periodic with period 2π since $g(t) = \sin(t) = \cos(\frac{\pi}{2} - t) = f(\frac{\pi}{2} - t)$.

³Technically, we should study the interval $[0, 2\pi)$,⁴ since whatever happens at $t = 2\pi$ is the same as what happens at $t = 0$. As we will see shortly, $t = 2\pi$ gives us an extra 'check' when we go to graph these functions.

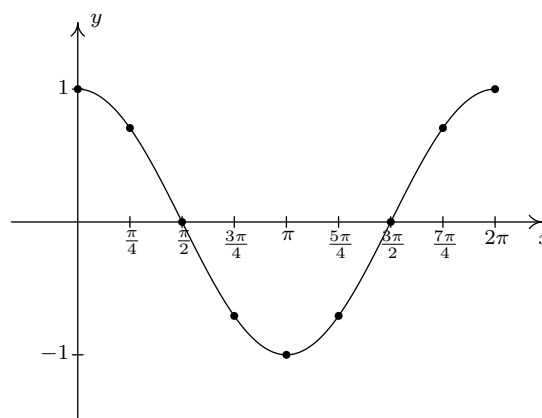
⁴In some advanced texts, the interval of choice is $[-\pi, \pi)$.

THEOREM 10.22. Properties of the Cosine and Sine Functions

- | | |
|--|---|
| <ul style="list-style-type: none"> • The function $f(x) = \cos(x)$ <ul style="list-style-type: none"> – has domain $(-\infty, \infty)$ – has range $[-1, 1]$ – is continuous and smooth – is even – has period 2π | <ul style="list-style-type: none"> • The function $g(x) = \sin(x)$ <ul style="list-style-type: none"> – has domain $(-\infty, \infty)$ – has range $[-1, 1]$ – is continuous and smooth – is odd – has period 2π |
|--|---|

In the chart above, we followed the convention established in Section 1.7 and used x as the independent variable and y as the dependent variable.⁵ This allows us to turn our attention to graphing the cosine and sine functions in the Cartesian Plane. To graph $y = \cos(x)$, we make a table as we did in Section 1.7 using some of the ‘common values’ of x in the interval $[0, 2\pi]$. This generates a *portion* of the cosine graph, which we call the ‘**fundamental cycle**’ of $y = \cos(x)$.

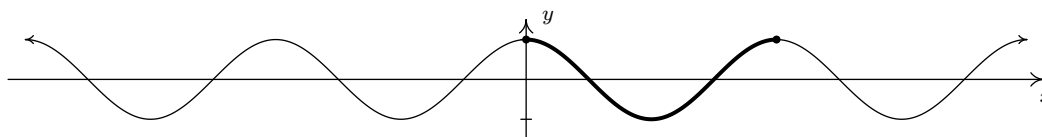
x	$\cos(x)$	$(x, \cos(x))$
0	1	$(0, 1)$
$\frac{\pi}{4}$	$\frac{\sqrt{2}}{2}$	$(\frac{\pi}{4}, \frac{\sqrt{2}}{2})$
$\frac{\pi}{2}$	0	$(\frac{\pi}{2}, 0)$
$\frac{3\pi}{4}$	$-\frac{\sqrt{2}}{2}$	$(\frac{3\pi}{4}, -\frac{\sqrt{2}}{2})$
π	-1	$(\pi, -1)$
$\frac{5\pi}{4}$	$-\frac{\sqrt{2}}{2}$	$(\frac{5\pi}{4}, -\frac{\sqrt{2}}{2})$
$\frac{3\pi}{2}$	0	$(\frac{3\pi}{2}, 0)$
$\frac{7\pi}{4}$	$\frac{\sqrt{2}}{2}$	$(\frac{7\pi}{4}, \frac{\sqrt{2}}{2})$
2π	1	$(2\pi, 1)$



The ‘fundamental cycle’ of $y = \cos(x)$.

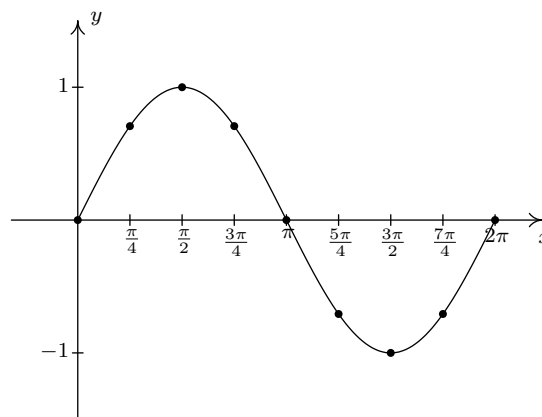
A few things about the graph above are worth mentioning. First, this graph represents only part of the graph of $y = \cos(x)$. To get the entire graph, we imagine ‘copying and pasting’ this graph end to end infinitely in both directions (left and right) on the x -axis. Secondly, the vertical scale here has been greatly exaggerated for clarity and aesthetics. Below is an accurate-to-scale graph of $y = \cos(x)$ showing several cycles with the ‘fundamental cycle’ plotted thicker than the others. The graph of $y = \cos(x)$ is usually described as ‘wavelike’ – and indeed, the applications involving the cosine and sine functions feature modeling wavelike phenomena.

⁵The use of x and y in this context is not to be confused with the x - and y -coordinates of points on the Unit Circle which define cosine and sine.

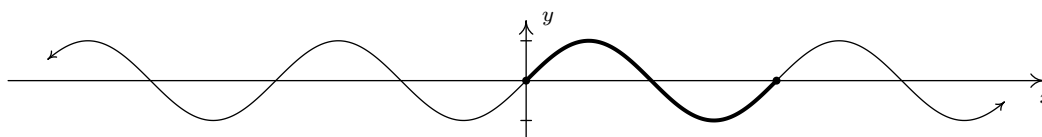
An accurately scaled graph of $y = \cos(x)$.

We can plot the fundamental cycle of the graph of $y = \sin(x)$ similarly, with similar results.

x	$\sin(x)$	$(x, \sin(x))$
0	0	$(0, 0)$
$\frac{\pi}{4}$	$\frac{\sqrt{2}}{2}$	$(\frac{\pi}{4}, \frac{\sqrt{2}}{2})$
$\frac{\pi}{2}$	1	$(\frac{\pi}{2}, 1)$
$\frac{3\pi}{4}$	$\frac{\sqrt{2}}{2}$	$(\frac{3\pi}{4}, \frac{\sqrt{2}}{2})$
π	0	$(\pi, 0)$
$\frac{5\pi}{4}$	$-\frac{\sqrt{2}}{2}$	$(\frac{5\pi}{4}, -\frac{\sqrt{2}}{2})$
$\frac{3\pi}{2}$	-1	$(\frac{3\pi}{2}, -1)$
$\frac{7\pi}{4}$	$-\frac{\sqrt{2}}{2}$	$(\frac{7\pi}{4}, -\frac{\sqrt{2}}{2})$
2π	0	$(2\pi, 0)$

The 'fundamental cycle' of $y = \sin(x)$.

As with the graph of $y = \cos(x)$, we provide an accurately scaled graph of $y = \sin(x)$ below with the fundamental cycle highlighted.

An accurately scaled graph of $y = \sin(x)$.

It is no accident that the graphs of $y = \cos(x)$ and $y = \sin(x)$ are so similar. Using a cofunction identity along with the even property of cosine, we have

$$\sin(x) = \cos\left(\frac{\pi}{2} - x\right) = \cos\left(-\left(x - \frac{\pi}{2}\right)\right) = \cos\left(x - \frac{\pi}{2}\right)$$

Recalling Section 1.8, we see from this formula that the graph of $y = \sin(x)$ is the result of shifting the graph of $y = \cos(x)$ to the right $\frac{\pi}{2}$ units. A visual inspection confirms this.

Now that we know the basic shapes of the graphs of $y = \cos(x)$ and $y = \sin(x)$, we can use Theorem 1.7 in Section 1.8 to graph more complicated curves. To do so, we need to keep track of the movement of some key points on the original graphs. We choose to track the values $x = 0, \frac{\pi}{2}, \pi, \frac{3\pi}{2}$ and 2π . These 'quarter marks' correspond to quadrantal angles, and as such, mark the location of the zeros and the local extrema of these functions over exactly one period. Before we begin our

next example, we need to review the concept of the ‘argument’ of a function as first introduced in Section 1.5. For the function $f(x) = 1 - 5 \cos(2x - \pi)$, the argument of f is x . We shall have occasion, however, to refer to the argument of the *cosine*, which in this case is $2x - \pi$. Loosely stated, the argument of a trigonometric function is the expression ‘inside’ the function.

EXAMPLE 10.5.1. Graph one cycle of the following functions. State the period of each.

1. $f(x) = 3 \cos\left(\frac{\pi x - \pi}{2}\right) + 1$

2. $g(x) = \frac{1}{2} \sin(\pi - 2x) + \frac{3}{2}$

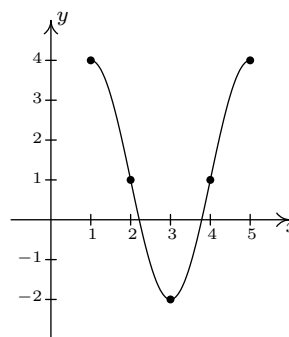
SOLUTION.

1. We set the argument of the cosine, $\frac{\pi x - \pi}{2}$, equal to each of the values: $0, \frac{\pi}{2}, \pi, \frac{3\pi}{2}, 2\pi$ and solve for x . We summarize the results below.

a	$\frac{\pi x - \pi}{2} = a$	x
0	$\frac{\pi x - \pi}{2} = 0$	1
$\frac{\pi}{2}$	$\frac{\pi x - \pi}{2} = \frac{\pi}{2}$	2
π	$\frac{\pi x - \pi}{2} = \pi$	3
$\frac{3\pi}{2}$	$\frac{\pi x - \pi}{2} = \frac{3\pi}{2}$	4
2π	$\frac{\pi x - \pi}{2} = 2\pi$	5

Next, we substitute each of these x values into $f(x) = 3 \cos\left(\frac{\pi x - \pi}{2}\right) + 1$ to determine the corresponding y -values and connect the dots in a pleasing wavelike fashion.

x	$f(x)$	$(x, f(x))$
1	4	(1, 4)
2	1	(2, 1)
3	-2	(3, -2)
4	1	(4, 1)
5	4	(5, 4)



One cycle of $y = f(x)$.

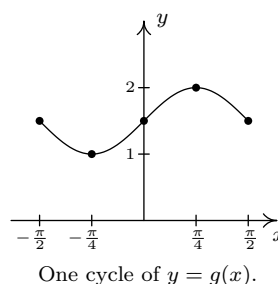
One cycle is graphed on $[1, 5]$ so the period is the length of that interval which is 4.

2. Proceeding as above, we set the argument of the sine, $\pi - 2x$, equal to each of our quarter marks and solve for x .

a	$\pi - 2x = a$	x
0	$\pi - 2x = 0$	$\frac{\pi}{2}$
$\frac{\pi}{2}$	$\pi - 2x = \frac{\pi}{2}$	$\frac{\pi}{4}$
π	$\pi - 2x = \pi$	0
$\frac{3\pi}{2}$	$\pi - 2x = \frac{3\pi}{2}$	$-\frac{\pi}{4}$
2π	$\pi - 2x = 2\pi$	$-\frac{\pi}{2}$

We now find the corresponding y -values on the graph by substituting each of these x -values into $g(x) = \frac{1}{2} \sin(\pi - 2x) + \frac{3}{2}$. Once again, we connect the dots in a wavelike fashion.

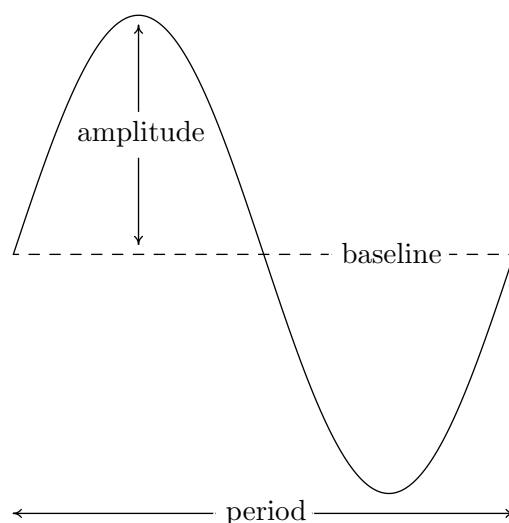
x	$g(x)$	$(x, g(x))$
$\frac{\pi}{2}$	$\frac{3}{2}$	$(\frac{\pi}{2}, \frac{3}{2})$
$\frac{\pi}{4}$	2	$(\frac{\pi}{4}, 2)$
0	$\frac{3}{2}$	$(0, \frac{3}{2})$
$-\frac{\pi}{4}$	1	$(-\frac{\pi}{4}, 1)$
$-\frac{\pi}{2}$	$\frac{3}{2}$	$(-\frac{\pi}{2}, \frac{3}{2})$



One cycle was graphed on the interval $[-\frac{\pi}{2}, \frac{\pi}{2}]$ so the period is $\frac{\pi}{2} - (-\frac{\pi}{2}) = \pi$. □

The functions in Example 10.5.1 are examples of **sinusoids**. Roughly speaking, a sinusoid is the result of taking the basic graph of $f(x) = \cos(x)$ or $g(x) = \sin(x)$ and performing any of the transformations⁶ mentioned in Section 1.8. Sinusoids can be characterized by four properties: period, amplitude, phase shift and vertical shift. We have already discussed period, that is, how long it takes for the sinusoid to complete one cycle. The standard period of both $f(x) = \cos(x)$ and $g(x) = \sin(x)$ is 2π , but horizontal scalings will change the period of the resulting sinusoid. The **amplitude** of the sinusoid is a measure of how ‘tall’ the wave is, as indicated in the figure below. The amplitude of the standard cosine and sine functions is 1, but vertical scalings can alter this.

⁶We have already seen how the Even/Odd and Cofunction Identities can be used to rewrite $g(x) = \sin(x)$ as a transformed version of $f(x) = \cos(x)$, so of course, the reverse is true: $f(x) = \cos(x)$ can be written as a transformed version of $g(x) = \sin(x)$. The authors have seen some instances where sinusoids are always converted to cosine functions while in other disciplines, the sinusoids are always written in terms of sine functions. We will discuss the applications of sinusoids in greater detail in Chapter 11. Until then, we will keep our options open.



The **phase shift** of the sinusoid is the horizontal shift experienced by the fundamental cycle. We have seen that a phase (horizontal) shift of $\frac{\pi}{2}$ to the right takes $f(x) = \cos(x)$ to $g(x) = \sin(x)$ since $\cos(x - \frac{\pi}{2}) = \sin(x)$. As the reader can verify, a phase shift of $\frac{\pi}{2}$ to the left takes $g(x) = \sin(x)$ to $f(x) = \cos(x)$. The vertical shift of a sinusoid is exactly the same as the vertical shifts in Section 1.8. In most contexts, the vertical shift of a sinusoid is assumed to be 0, but we state the more general case below. The following theorem, which is reminiscent of Theorem 1.7 in Section 1.8, shows how to find these four fundamental quantities from the formula of the given sinusoid.

THEOREM 10.23. For $\omega > 0$, the functions

$$C(x) = A \cos(\omega x + \phi) + B \quad \text{and} \quad S(x) = A \sin(\omega x + \phi) + B$$

- have period $\frac{2\pi}{\omega}$
- have amplitude $|A|$
- have phase shift $-\frac{\phi}{\omega}$
- have vertical shift B

^aIn some scientific and engineering circles, the quantity ϕ is called the **phase** of the sinusoid. Since our interest in this book is primarily with graphing sinusoids, we focus our attention on the horizontal shift $-\frac{\phi}{\omega}$ induced by ϕ .

The proof of Theorem 10.23 is a direct application of Theorem 1.7 in Section 1.8 and is left to the reader. The parameter ω , which is stipulated to be positive, is called the (**angular**) **frequency** of the sinusoid and is the number of cycles the sinusoid completes over a 2π interval. We can always ensure $\omega > 0$ using the Even/Odd Identities.⁷ We now test out Theorem 10.23 using the functions f and g featured in Example 10.5.1. First, we write $f(x)$ in the form prescribed in Theorem 10.23,

$$f(x) = 3 \cos\left(\frac{\pi x - \pi}{2}\right) + 1 = 3 \cos\left(\frac{\pi}{2}x + \left(-\frac{\pi}{2}\right)\right) + 1,$$

so that $A = 3$, $\omega = \frac{\pi}{2}$, $\phi = -\frac{\pi}{2}$ and $B = 1$. According to Theorem 10.23, the period of f is $\frac{2\pi}{\omega} = \frac{2\pi}{\pi/2} = 4$, the amplitude is $|A| = |3| = 3$, the phase shift is $-\frac{\phi}{\omega} = -\frac{-\pi/2}{\pi/2} = 1$ (indicating

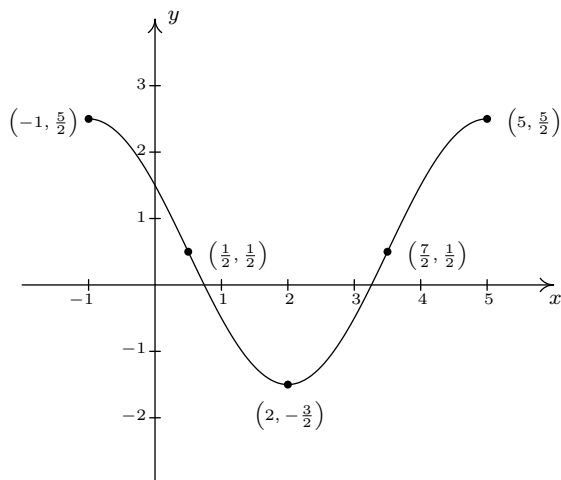
⁷Try using the formulas in Theorem 10.23 applied to $C(x) = \cos(-x + \pi)$ to see why we need $\omega > 0$.

a shift to the *right* 1 unit) and the vertical shift is $B = 1$ (indicating a shift *up* 1 unit.) All of these match with our graph of $y = f(x)$. Moreover, if we start with the basic shape of the cosine graph, shift it 1 unit to the right, 1 unit up, stretch the amplitude to 3 and shrink the period to 4, we will have reconstructed one period of the graph of $y = f(x)$. In other words, instead of tracking the five ‘quarter marks’ through the transformations to plot $y = f(x)$, we can use five other pieces of information: the phase shift, vertical shift, amplitude, period and basic shape of the cosine curve. Turning our attention now to the function g in Example 10.5.1, we first need to use the odd property of the sine function to write it in the form required by Theorem 10.23

$$g(x) = \frac{1}{2} \sin(\pi - 2x) + \frac{3}{2} = \frac{1}{2} \sin(-(2x - \pi)) + \frac{3}{2} = -\frac{1}{2} \sin(2x - \pi) + \frac{3}{2} = -\frac{1}{2} \sin(2x + (-\pi)) + \frac{3}{2}$$

We find $A = -\frac{1}{2}$, $\omega = 2$, $\phi = -\pi$ and $B = \frac{3}{2}$. The period is then $\frac{2\pi}{2} = \pi$, the amplitude is $|-\frac{1}{2}| = \frac{1}{2}$, the phase shift is $-\frac{-\pi}{2} = \frac{\pi}{2}$ (indicating a shift *right* $\frac{\pi}{2}$ units) and the vertical shift is *up* $\frac{3}{2}$. Note that, in this case, all of the data match our graph of $y = g(x)$ with the exception of the phase shift. Instead of the graph *starting* at $x = \frac{\pi}{2}$, it ends there. Remember, however, that the graph presented in Example 10.5.1 is only one portion of the graph of $y = g(x)$. Indeed, another complete cycle begins at $x = \frac{\pi}{2}$, and this is the cycle Theorem 10.23 is detecting. The reason for the discrepancy is that, in order to apply Theorem 10.23, we had to rewrite the formula for $g(x)$ using the odd property of the sine function. Note that whether we graph $y = g(x)$ using the ‘quarter marks’ approach or using the Theorem 10.23, we get one complete cycle of the graph, which means we have completely determined the sinusoid.

EXAMPLE 10.5.2. Below is the graph of one complete cycle of a sinusoid $y = f(x)$.

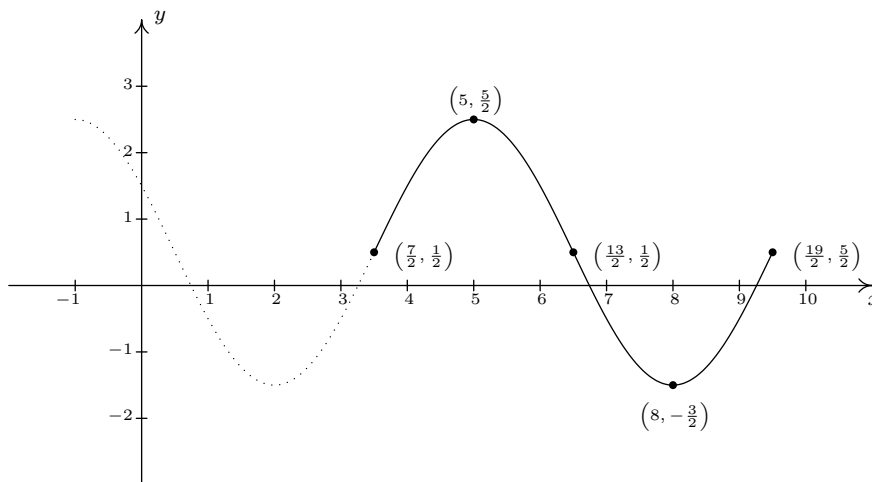


One cycle of $y = f(x)$.

1. Find a cosine function whose graph matches the graph of $y = f(x)$.
2. Find a sine function whose graph matches the graph of $y = f(x)$.

SOLUTION.

1. We fit the data to a function of the form $C(x) = A \cos(\omega x + \phi) + B$. Since one cycle is graphed over the interval $[-1, 5]$, its period is $5 - (-1) = 6$. According to Theorem 10.23, $6 = \frac{2\pi}{\omega}$, so that $\omega = \frac{\pi}{3}$. Next, we see that the phase shift is -1 , so we have $-\frac{\phi}{\omega} = -1$, or $\phi = \omega = \frac{\pi}{3}$. To find the amplitude, note that the range of the sinusoid is $[-\frac{3}{2}, \frac{5}{2}]$. As a result, the amplitude $A = \frac{1}{2} [\frac{5}{2} - (-\frac{3}{2})] = \frac{1}{2}(4) = 2$. Finally, to determine the vertical shift, we average the endpoints of the range to find $B = \frac{1}{2} [\frac{5}{2} + (-\frac{3}{2})] = \frac{1}{2}(1) = \frac{1}{2}$. Our final answer is $C(x) = 2 \cos(\frac{\pi}{3}x + \frac{\pi}{3}) + \frac{1}{2}$.
2. Most of the work to fit the data to a function of the form $S(x) = A \sin(\omega x + \phi) + B$ is done. The period, amplitude and vertical shift are the same as before with $\omega = \frac{\pi}{3}$, $A = 2$ and $B = \frac{1}{2}$. The trickier part is finding the phase shift. To that end, we imagine extending the graph of the given sinusoid as in the figure below so that we can identify a cycle beginning at $(\frac{7}{2}, \frac{1}{2})$. Taking the phase shift to be $\frac{7}{2}$, we get $-\frac{\phi}{\omega} = \frac{7}{2}$, or $\phi = -\frac{7}{2}\omega = -\frac{7}{2}(\frac{\pi}{3}) = -\frac{7\pi}{6}$. Hence, our answer is $S(x) = 2 \sin(\frac{\pi}{3}x - \frac{7\pi}{6}) + \frac{1}{2}$.



Extending the graph of $y = f(x)$.

□

Note that each of the answers given in Example 10.5.2 is one choice out of many possible answers. For example, when fitting a sine function to the data, we could have chosen to start at $(\frac{1}{2}, \frac{1}{2})$ taking $A = -2$. In this case, the phase shift is $\frac{1}{2}$ so $\phi = -\frac{\pi}{6}$ for an answer of $S(x) = -2 \sin(\frac{\pi}{3}x - \frac{\pi}{6}) + \frac{1}{2}$. Alternatively, we could have extended the graph of $y = f(x)$ to the left and considered a sine function starting at $(-\frac{5}{2}, \frac{1}{2})$, and so on. Each of these formulas determine the same sinusoid curve and their formulas are all equivalent using identities. Speaking of identities, if we use the sum identity for cosine, we can expand the formula to yield

$$C(x) = A \cos(\omega x + \phi) + B = A \cos(\omega x) \cos(\phi) - A \sin(\omega x) \sin(\phi) + B.$$

Similarly, using the sum identity for sine, we get

$$S(x) = A \sin(\omega x + \phi) + B = A \sin(\omega x) \cos(\phi) + A \cos(\omega x) \sin(\phi) + B.$$

Making these observations allows us to recognize (and graph) functions as sinusoids which, at first glance, don't appear to fit the forms of either $C(x)$ or $S(x)$.

EXAMPLE 10.5.3. Consider the function $f(x) = \cos(2x) - \sqrt{3} \sin(2x)$. Rewrite the formula for $f(x)$:

1. in the form $C(x) = A \cos(\omega x + \phi) + B$ for $\omega > 0$
2. in the form $S(x) = A \sin(\omega x + \phi) + B$ for $\omega > 0$

Check your answers analytically using identities and graphically using a calculator.

SOLUTION.

1. The key to this problem is to use the expanded forms of the sinusoid formulas and match up corresponding coefficients. Equating $f(x) = \cos(2x) - \sqrt{3} \sin(2x)$ with the expanded form of $C(x) = A \cos(\omega x + \phi) + B$, we get

$$\cos(2x) - \sqrt{3} \sin(2x) = A \cos(\omega x) \cos(\phi) - A \sin(\omega x) \sin(\phi) + B$$

It should be clear we can take $\omega = 2$ and $B = 0$ to get

$$\cos(2x) - \sqrt{3} \sin(2x) = A \cos(2x) \cos(\phi) - A \sin(2x) \sin(\phi)$$

To determine A and ϕ , a bit more work is involved. We get started by equating the coefficients of the trigonometric functions on either side of the equation. On the left hand side, the coefficient of $\cos(2x)$ is 1, while on the right hand side, it is $A \cos(\phi)$. Since this equation is to hold for all real numbers, we must have⁸ that $A \cos(\phi) = 1$. Similarly, we find by equating the coefficients of $\sin(2x)$ that $A \sin(\phi) = \sqrt{3}$. What we have here is a system of nonlinear equations! We can temporarily eliminate the dependence on ϕ by using the Pythagorean Identity. We know $\cos^2(\phi) + \sin^2(\phi) = 1$, so multiplying this by A^2 gives $A^2 \cos^2(\phi) + A^2 \sin^2(\phi) = A^2$. Since $A \cos(\phi) = 1$ and $A \sin(\phi) = \sqrt{3}$, we get $A^2 = 1^2 + (\sqrt{3})^2 = 4$ or $A = \pm 2$. Choosing $A = 2$, we have $2 \cos(\phi) = 1$ and $2 \sin(\phi) = \sqrt{3}$ or, after some rearrangement, $\cos(\phi) = \frac{1}{2}$ and $\sin(\phi) = \frac{\sqrt{3}}{2}$. One such angle ϕ which satisfies this criteria is $\phi = \frac{\pi}{3}$. Hence, one way to write $f(x)$ as a sinusoid is $f(x) = 2 \cos(2x + \frac{\pi}{3})$. We can easily check our answer using the sum formula for cosine

$$\begin{aligned} f(x) &= 2 \cos\left(2x + \frac{\pi}{3}\right) \\ &= 2 \left[\cos(2x) \cos\left(\frac{\pi}{3}\right) - \sin(2x) \sin\left(\frac{\pi}{3}\right) \right] \\ &= 2 \left[\cos(2x) \left(\frac{1}{2}\right) - \sin(2x) \left(\frac{\sqrt{3}}{2}\right) \right] \\ &= \cos(2x) - \sqrt{3} \sin(2x) \end{aligned}$$

⁸This should remind you of equation coefficients of like powers of x in Section 8.6.

2. Proceeding as before, we equate $f(x) = \cos(2x) - \sqrt{3}\sin(2x)$ with the expanded form of $S(x) = A \sin(\omega x + \phi) + B$ to get

$$\cos(2x) - \sqrt{3}\sin(2x) = A \sin(\omega x) \cos(\phi) + A \cos(\omega x) \sin(\phi) + B$$

Once again, we may take $\omega = 2$ and $B = 0$ so that

$$\cos(2x) - \sqrt{3}\sin(2x) = A \sin(2x) \cos(\phi) + A \cos(2x) \sin(\phi)$$

We equate⁹ the coefficients of $\cos(2x)$ on either side and get $A \sin(\phi) = 1$ and $A \cos(\phi) = -\sqrt{3}$. Using $A^2 \cos^2(\phi) + A^2 \sin^2(\phi) = A^2$ as before, we get $A = \pm 2$, and again we choose $A = 2$. This means $2 \sin(\phi) = 1$, or $\sin(\phi) = \frac{1}{2}$, and $2 \cos(\phi) = -\sqrt{3}$, which means $\cos(\phi) = -\frac{\sqrt{3}}{2}$. One such angle which meets these criteria is $\phi = \frac{5\pi}{6}$. Hence, we have $f(x) = 2 \sin(2x + \frac{5\pi}{6})$. Checking our work analytically, we have

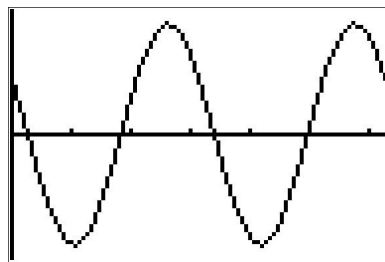
$$\begin{aligned} f(x) &= 2 \sin\left(2x + \frac{5\pi}{6}\right) \\ &= 2 \left[\sin(2x) \cos\left(\frac{5\pi}{6}\right) + \cos(2x) \sin\left(\frac{5\pi}{6}\right) \right] \\ &= 2 \left[\sin(2x) \left(-\frac{\sqrt{3}}{2}\right) + \cos(2x) \left(\frac{1}{2}\right) \right] \\ &= \cos(2x) - \sqrt{3}\sin(2x) \end{aligned}$$

Graphing the three formulas for $f(x)$ result in the identical curve, verifying our analytic work.

```

Plot1 Plot2 Plot3
\Y1=cos(2X)-sqrt(3)
sin(2X)
\Y2=2cos(2X+pi/3)
\Y3=2sin(2X+5pi/6)
\Y4=

```



□

It is important to note that in order for the technique presented in Example 10.5.3 to fit a function into one of the forms in Theorem 10.23, the arguments of the cosine and sine function must match. That is, while $f(x) = \cos(2x) - \sqrt{3}\sin(2x)$ is a sinusoid, $g(x) = \cos(2x) - \sqrt{3}\sin(3x)$ is not.¹⁰ It is also worth mentioning that, had we chosen $A = -2$ instead of $A = 2$ as we worked through Example 10.5.3, our final answers would have *looked* different. The reader is encouraged to rework Example 10.5.3 using $A = -2$ to see what these differences are, and then for a challenging exercise, use identities to show that the formulas are all equivalent. The general equations to fit a function of the form $f(x) = a \cos(\omega x) + b \sin(\omega x) + B$ into one of the forms in Theorem 10.23 are explored in the Exercises.

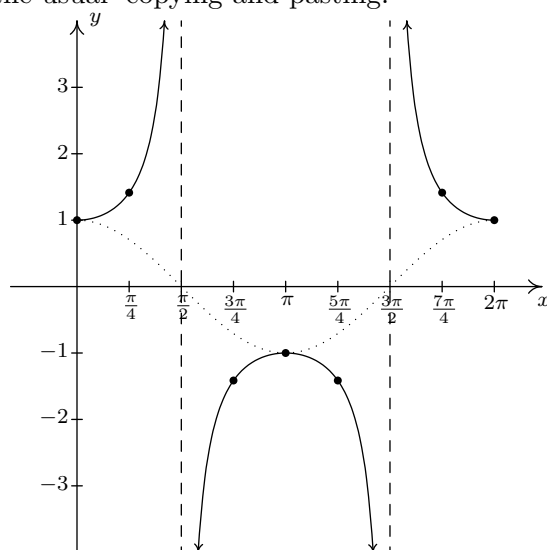
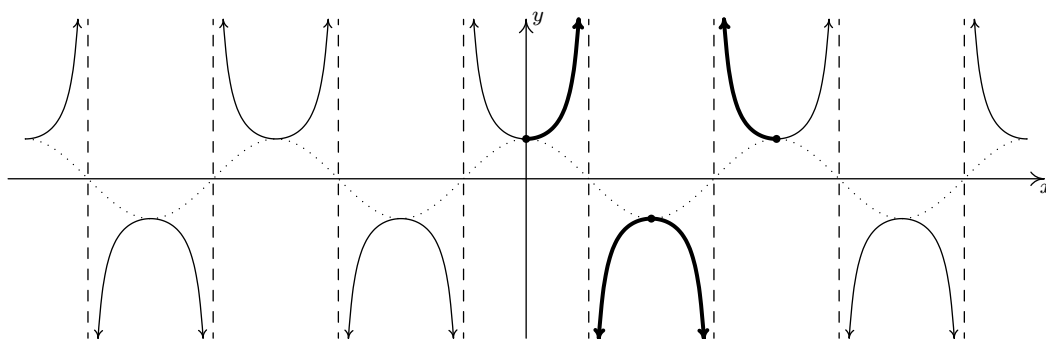
⁹Be careful here!

¹⁰This graph does, however, exhibit sinusoid-like characteristics! Check it out!

10.5.2 GRAPHS OF THE SECANT AND COSECANT FUNCTIONS

We now turn our attention to graphing $y = \sec(x)$. Since $\sec(x) = \frac{1}{\cos(x)}$, we can use our table of values for the graph of $y = \cos(x)$ and take reciprocals. We know from Section 10.3.1 that the domain of $F(x) = \sec(x)$ excludes all odd multiples of $\frac{\pi}{2}$, and sure enough, we run into trouble at $x = \frac{\pi}{2}$ and $x = \frac{3\pi}{2}$ since $\cos(x) = 0$ at these values. Using the notation introduced in Section 4.2, we have that as $x \rightarrow \frac{\pi}{2}^-$, $\cos(x) \rightarrow 0^+$, so $\sec(x) \rightarrow \infty$.¹¹ Similarly, we find that as $x \rightarrow \frac{\pi}{2}^+$, $\sec(x) \rightarrow -\infty$, as $x \rightarrow \frac{3\pi}{2}^-$, $\sec(x) \rightarrow -\infty$, and as $x \rightarrow \frac{3\pi}{2}^+$, $\sec(x) \rightarrow \infty$. This means we have a pair of vertical asymptotes to the graph of $y = \sec(x)$, $x = \frac{\pi}{2}$ and $x = \frac{3\pi}{2}$. Since $\cos(x)$ is periodic with period 2π , it follows that $\sec(x)$ is also.¹² Below we graph a fundamental cycle of $y = \sec(x)$ along with a more complete graph obtained by the usual ‘copying and pasting.’¹³

x	$\cos(x)$	$\sec(x)$	$(x, \sec(x))$
0	1	1	$(0, 1)$
$\frac{\pi}{4}$	$\frac{\sqrt{2}}{2}$	$\sqrt{2}$	$(\frac{\pi}{4}, \sqrt{2})$
$\frac{\pi}{2}$	0	undefined	
$\frac{3\pi}{4}$	$-\frac{\sqrt{2}}{2}$	$-\sqrt{2}$	$(\frac{3\pi}{4}, -\sqrt{2})$
π	-1	-1	$(\pi, -1)$
$\frac{5\pi}{4}$	$-\frac{\sqrt{2}}{2}$	$-\sqrt{2}$	$(\frac{5\pi}{4}, -\sqrt{2})$
$\frac{3\pi}{2}$	0	undefined	
$\frac{7\pi}{4}$	$\frac{\sqrt{2}}{2}$	$\sqrt{2}$	$(\frac{7\pi}{4}, \sqrt{2})$
2π	1	1	$(2\pi, 1)$

The ‘fundamental cycle’ of $y = \sec(x)$.The graph of $y = \sec(x)$.

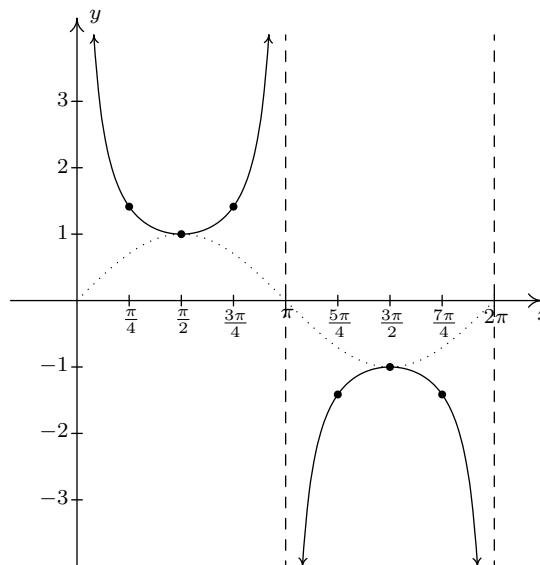
¹¹See Section 10.3.1 for a more detailed analysis.

¹²Provided $\sec(\alpha)$ and $\sec(\beta)$ are defined, $\sec(\alpha) = \sec(\beta)$ if and only if $\cos(\alpha) = \cos(\beta)$. Hence, $\sec(x)$ inherits its period from $\cos(x)$.

¹³In Section 10.3.1, we argued the range of $F(x) = \sec(x)$ is $(-\infty, -1] \cup [1, \infty)$. We can now see this graphically.

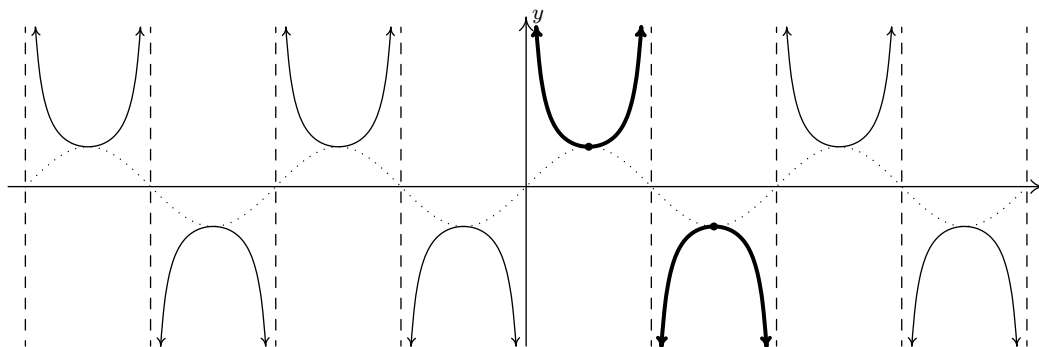
As one would expect, to graph $y = \csc(x)$ we begin with $y = \sin(x)$ and take reciprocals of the corresponding y -values. Here, we encounter issues at $x = 0$, $x = \pi$ and $x = 2\pi$. Proceeding with the usual analysis, we graph the fundamental cycle of $y = \csc(x)$ below along with the dotted graph of $y = \sin(x)$ for reference. Since $y = \sin(x)$ and $y = \cos(x)$ are merely phase shifts of each other, so too are $y = \csc(x)$ and $y = \sec(x)$.

x	$\sin(x)$	$\csc(x)$	$(x, \csc(x))$
0	0	undefined	
$\frac{\pi}{4}$	$\frac{\sqrt{2}}{2}$	$\sqrt{2}$	$(\frac{\pi}{4}, \sqrt{2})$
$\frac{\pi}{2}$	1	1	$(\frac{\pi}{2}, 1)$
$\frac{3\pi}{4}$	$\frac{\sqrt{2}}{2}$	$\sqrt{2}$	$(\frac{3\pi}{4}, \sqrt{2})$
π	0	undefined	
$\frac{5\pi}{4}$	$-\frac{\sqrt{2}}{2}$	$-\sqrt{2}$	$(\frac{5\pi}{4}, -\sqrt{2})$
$\frac{3\pi}{2}$	-1	-1	$(\frac{3\pi}{2}, -1)$
$\frac{7\pi}{4}$	$-\frac{\sqrt{2}}{2}$	$-\sqrt{2}$	$(\frac{7\pi}{4}, -\sqrt{2})$
2π	0	undefined	



The 'fundamental cycle' of $y = \csc(x)$.

Once again, our domain and range work in Section 10.3.1 is verified geometrically in the graph of $y = G(x) = \csc(x)$.



The graph of $y = \csc(x)$.

Note that, on the intervals between the vertical asymptotes, both $F(x) = \sec(x)$ and $G(x) = \csc(x)$ are continuous and smooth. In other words, they are continuous and smooth *on their domains*.¹⁴ The following theorem summarizes the properties of the secant and cosecant functions. Note that

¹⁴Just like the rational functions in Chapter 4 are continuous and smooth on their domains because polynomials are continuous and smooth everywhere, the secant and cosecant functions are continuous and smooth on their domains since the cosine and sine functions are continuous and smooth everywhere.

all of these properties are direct results of them being reciprocals of the cosine and sine functions, respectively.

THEOREM 10.24. Properties of the Secant and Cosecant Functions

- The function $F(x) = \sec(x)$

- has domain $\{x : x \neq \frac{\pi}{2} + \pi k, k \text{ is an integer}\} = \bigcup_{k=-\infty}^{\infty} \left(\frac{(2k-1)\pi}{2}, \frac{(2k+1)\pi}{2} \right)$

- has range $\{y : |y| \geq 1\} = (-\infty, -1] \cup [1, \infty)$

- is continuous and smooth on its domain

- is even

- has period 2π

- The function $G(x) = \csc(x)$

- has domain $\{x : x \neq \pi k, k \text{ is an integer}\} = \bigcup_{k=-\infty}^{\infty} (k\pi, (k+1)\pi)$

- has range $\{y : |y| \geq 1\} = (-\infty, -1] \cup [1, \infty)$

- is continuous and smooth on its domain

- is odd

- has period 2π

In the next example, we discuss graphing more general secant and cosecant curves.

EXAMPLE 10.5.4. Graph one cycle of the following functions. State the period of each.

1. $f(x) = 1 - 2\sec(2x)$

2. $g(x) = \frac{\csc(\pi - \pi x) - 5}{3}$

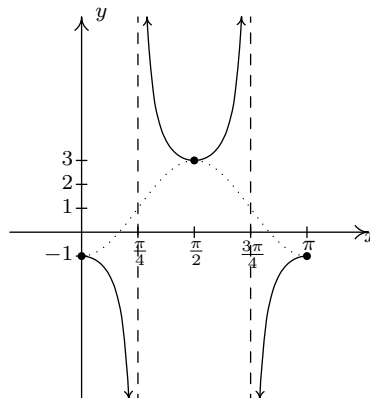
SOLUTION.

1. To graph $y = 1 - 2\sec(2x)$, we follow the same procedure as in Example 10.5.1. First, we set the argument of secant, $2x$, equal to the ‘quarter marks’ $0, \frac{\pi}{2}, \pi, \frac{3\pi}{2}$ and 2π and solve for x .

a	$2x = a$	x
0	$2x = 0$	0
$\frac{\pi}{2}$	$2x = \frac{\pi}{2}$	$\frac{\pi}{4}$
π	$2x = \pi$	$\frac{\pi}{2}$
$\frac{3\pi}{2}$	$2x = \frac{3\pi}{2}$	$\frac{3\pi}{4}$
2π	$2x = 2\pi$	π

Next, we substitute these x values into $f(x)$. If $f(x)$ exists, we have a point on the graph; otherwise, we have found a vertical asymptote. In addition to these points and asymptotes, we have graphed the associated cosine curve – in this case $y = 1 - 2 \cos(2x)$ – dotted in the picture below. Since one cycle is graphed over the interval $[0, \pi]$, the period is $\pi - 0 = \pi$.

x	$f(x)$	$(x, f(x))$
0	-1	(0, -1)
$\frac{\pi}{4}$	undefined	
$\frac{\pi}{2}$	3	$(\frac{\pi}{2}, 3)$
$\frac{3\pi}{4}$	undefined	
π	-1	$(\pi, -1)$



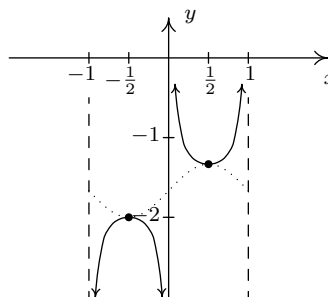
One cycle of $y = 1 - 2 \sec(2x)$.

2. Proceeding as before, we set the argument of cosecant in $g(x) = \frac{\csc(\pi - \pi x) - 5}{3}$ equal to the quarter marks and solve for x .

a	$\pi - \pi x = a$	x
0	$\pi - \pi x = 0$	1
$\frac{\pi}{2}$	$\pi - \pi x = \frac{\pi}{2}$	$\frac{1}{2}$
π	$\pi - \pi x = \pi$	0
$\frac{3\pi}{2}$	$\pi - \pi x = \frac{3\pi}{2}$	$-\frac{1}{2}$
2π	$\pi - \pi x = 2\pi$	-1

Substituting these x -values into $g(x)$, we generate the graph below and find the period to be $1 - (-1) = 2$. The associated sine curve, $y = \frac{\sin(\pi - \pi x) - 5}{3}$, is dotted in as a reference.

x	$g(x)$	$(x, g(x))$
1	undefined	
$\frac{1}{2}$	$-\frac{4}{3}$	$(\frac{1}{2}, -\frac{4}{3})$
0	undefined	
$-\frac{1}{2}$	-2	$(-\frac{1}{2}, -2)$
-1	undefined	



One cycle of $y = \frac{\csc(\pi - \pi x) - 5}{3}$.

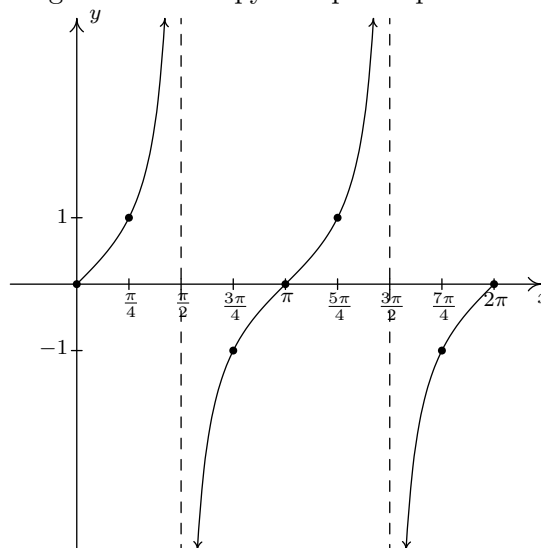
□

Before moving on, we note that it is possible to speak of the period, phase shift and vertical shift of secant and cosecant graphs and use even/odd identities to put them in a form similar to the sinusoid forms mentioned in Theorem 10.23. Since these quantities match those of the corresponding cosine and sine curves, we do not spell this out explicitly. Finally, since the ranges of secant and cosecant are unbounded, there is no amplitude associated with these curves.

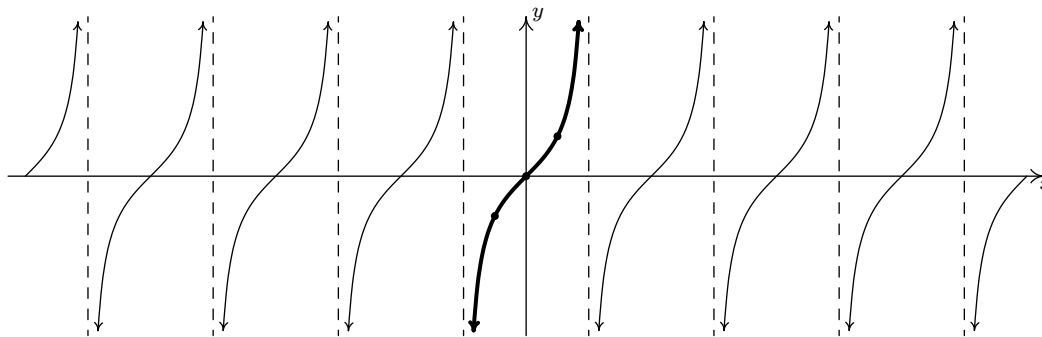
10.5.3 GRAPHS OF THE TANGENT AND COTANGENT FUNCTIONS

Finally, we turn our attention to the graphs of the tangent and cotangent functions. When constructing a table of values for the tangent function, we see that $J(x) = \tan(x)$ is undefined at $x = \frac{\pi}{2}$ and $x = \frac{3\pi}{2}$, in accordance with our findings in Section 10.3.1. As $x \rightarrow \frac{\pi}{2}^-$, $\sin(x) \rightarrow 1^-$ and $\cos(x) \rightarrow 0^+$, so that $\tan(x) = \frac{\sin(x)}{\cos(x)} \rightarrow \infty$ producing a vertical asymptote at $x = \frac{\pi}{2}$. Using a similar analysis, we get that as $x \rightarrow \frac{\pi}{2}^+$, $\tan(x) \rightarrow -\infty$, as $x \rightarrow \frac{3\pi}{2}^-$, $\tan(x) \rightarrow \infty$, and as $x \rightarrow \frac{3\pi}{2}^+$, $\tan(x) \rightarrow -\infty$. Plotting this information and performing the usual ‘copy and paste’ produces:

x	$\tan(x)$	$(x, \tan(x))$
0	0	$(0, 0)$
$\frac{\pi}{4}$	1	$(\frac{\pi}{4}, 1)$
$\frac{\pi}{2}$	undefined	
$\frac{3\pi}{4}$	-1	$(\frac{3\pi}{4}, -1)$
π	0	$(\pi, 0)$
$\frac{5\pi}{4}$	1	$(\frac{5\pi}{4}, 1)$
$\frac{3\pi}{2}$	undefined	
$\frac{7\pi}{4}$	-1	$(\frac{7\pi}{4}, -1)$
2π	0	$(2\pi, 0)$



The graph of $y = \tan(x)$ over $[0, 2\pi]$.



The graph of $y = \tan(x)$.

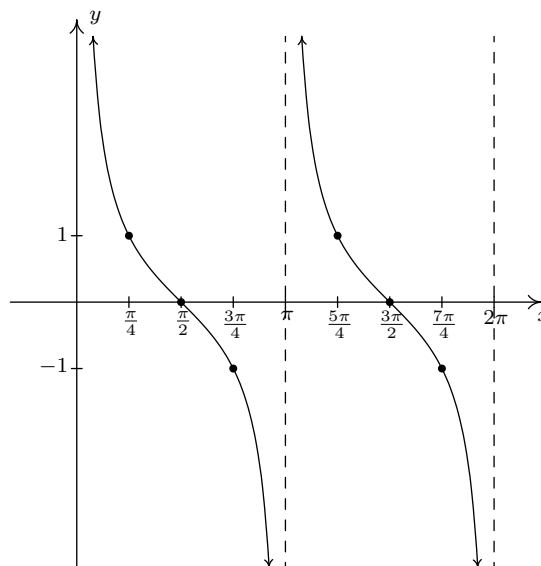
From the graph, it appears as if the tangent function is periodic with period π . To prove that this is the case, we appeal to the sum formula for tangents. We have:

$$\tan(x + \pi) = \frac{\tan(x) + \tan(\pi)}{1 - \tan(x)\tan(\pi)} = \frac{\tan(x) + 0}{1 - (\tan(x))(0)} = \tan(x),$$

which tells us the period of $\tan(x)$ is at most π . To show that it is exactly π , suppose p is a positive real number so that $\tan(x + p) = \tan(x)$ for all real numbers x . For $x = 0$, we have $\tan(p) = \tan(0 + p) = \tan(0) = 0$, which means p is a multiple of π . The smallest positive multiple of π is π itself, so we have established the result. We take as our fundamental cycle for $y = \tan(x)$ the interval $(-\frac{\pi}{2}, \frac{\pi}{2})$, and use as our ‘quarter marks’ $x = -\frac{\pi}{2}, -\frac{\pi}{4}, 0, \frac{\pi}{4}$ and $\frac{\pi}{2}$. From the graph, we see confirmation of our domain and range work in Section 10.3.1.

It should be no surprise that $K(x) = \cot(x)$ behaves similarly to $J(x) = \tan(x)$. Plotting $\cot(x)$ over the interval $[0, 2\pi]$ results in the graph below.

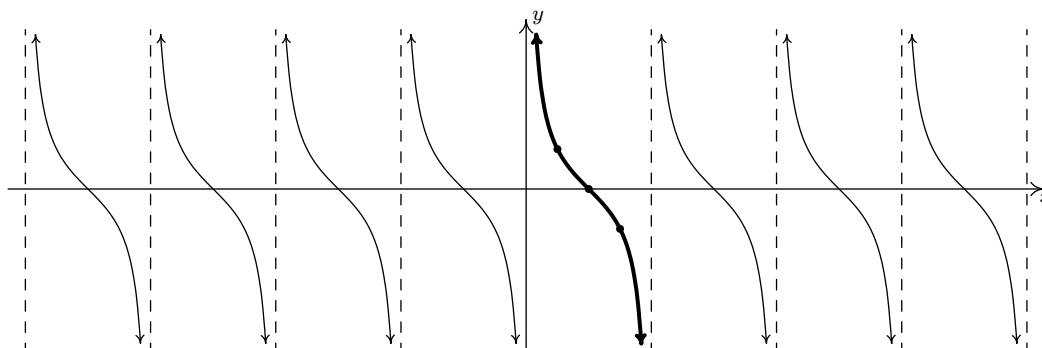
x	$\cot(x)$	$(x, \cot(x))$
0	undefined	
$\frac{\pi}{4}$	1	$(\frac{\pi}{4}, 1)$
$\frac{\pi}{2}$	0	$(\frac{\pi}{2}, 0)$
$\frac{3\pi}{4}$	-1	$(\frac{3\pi}{4}, -1)$
π	undefined	
$\frac{5\pi}{4}$	1	$(\frac{5\pi}{4}, 1)$
$\frac{3\pi}{2}$	0	$(\frac{3\pi}{2}, 0)$
$\frac{7\pi}{4}$	-1	$(\frac{7\pi}{4}, -1)$
2π	undefined	



The graph of $y = \cot(x)$ over $[0, 2\pi]$.

From these data, it clearly appears as if the period of $\cot(x)$ is π , and we leave it to the reader to prove this.¹⁵ We take as one fundamental cycle the interval $(0, \pi)$ with quarter marks: $x = 0, \frac{\pi}{4}, \frac{\pi}{2}, \frac{3\pi}{4}$ and π . A more complete graph of $y = \cot(x)$ is below, along with the fundamental cycle highlighted as usual. Once again, we see the domain and range of $K(x) = \cot(x)$ as read from the graph matches with what we found analytically in Section 10.3.1.

¹⁵Certainly, mimicking the proof that the period of $\tan(x)$ is an option; for another approach, consider transforming $\tan(x)$ to $\cot(x)$ using identities.

The graph of $y = \cot(x)$.

The properties of the tangent and cotangent functions are summarized below. As with Theorem 10.24, each of the results below can be traced back to properties of the cosine and sine functions and the definition of the tangent and cotangent functions as quotients thereof.

THEOREM 10.25. Properties of the Tangent and Cotangent Functions

- The function $J(x) = \tan(x)$

- has domain $\{x : x \neq \frac{\pi}{2} + \pi k, k \text{ is an integer}\} = \bigcup_{k=-\infty}^{\infty} \left(\frac{(2k-1)\pi}{2}, \frac{(2k+1)\pi}{2} \right)$
- has range $(-\infty, \infty)$
- is continuous and smooth on its domain
- is odd
- has period π

- The function $K(x) = \cot(x)$

- has domain $\{x : x \neq \pi k, k \text{ is an integer}\} = \bigcup_{k=-\infty}^{\infty} (k\pi, (k+1)\pi)$
- has range $(-\infty, \infty)$
- is continuous and smooth on its domain
- is odd
- has period π

EXAMPLE 10.5.5. Graph one cycle of the following functions. Find the period.

1. $f(x) = 1 - \tan\left(\frac{x}{2}\right)$.

2. $g(x) = 2 \cot\left(\frac{\pi}{2}x + \pi\right) + 1$.

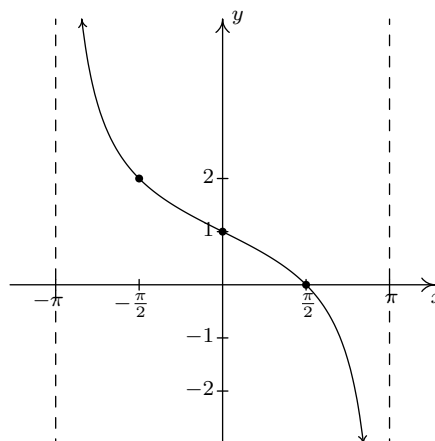
SOLUTION.

1. We proceed as we have in all of the previous graphing examples by setting the argument of tangent in $f(x) = 1 - \tan\left(\frac{x}{2}\right)$, namely $\frac{x}{2}$, equal to each of the ‘quarter marks’ $-\frac{\pi}{2}$, $-\frac{\pi}{4}$, 0 , $\frac{\pi}{4}$ and $\frac{\pi}{2}$, and solving for x .

a	$\frac{x}{2} = a$	x
$-\frac{\pi}{2}$	$\frac{x}{2} = -\frac{\pi}{2}$	$-\pi$
$-\frac{\pi}{4}$	$\frac{x}{2} = -\frac{\pi}{4}$	$-\frac{\pi}{2}$
0	$\frac{x}{2} = 0$	0
$\frac{\pi}{4}$	$\frac{x}{2} = \frac{\pi}{4}$	$\frac{\pi}{2}$
$\frac{\pi}{2}$	$\frac{x}{2} = \frac{\pi}{2}$	π

Substituting these x -values into $f(x)$, we find points on the graph and the vertical asymptotes.

x	$f(x)$	$(x, f(x))$
$-\pi$	undefined	
$-\frac{\pi}{2}$	2	$(-\frac{\pi}{2}, 2)$
0	1	$(0, 1)$
$\frac{\pi}{2}$	0	$(\frac{\pi}{2}, 0)$
π	undefined	



One cycle of $y = 1 - \tan\left(\frac{x}{2}\right)$.

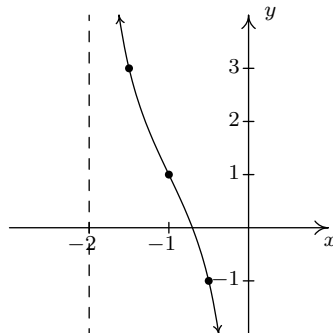
We see that the period is $\pi - (-\pi) = 2\pi$.

2. The ‘quarter marks’ for the fundamental cycle of the cotangent curve are 0 , $\frac{\pi}{4}$, $\frac{\pi}{2}$, $\frac{3\pi}{4}$ and π . To graph $g(x) = 2 \cot\left(\frac{\pi}{2}x + \pi\right) + 1$, we begin by setting $\frac{\pi}{2}x + \pi$ equal to each quarter mark and solving for x .

a	$\frac{\pi}{2}x + \pi = a$	x
0	$\frac{\pi}{2}x + \pi = 0$	-2
$\frac{\pi}{4}$	$\frac{\pi}{2}x + \pi = \frac{\pi}{4}$	$-\frac{3}{2}$
$\frac{\pi}{2}$	$\frac{\pi}{2}x + \pi = \frac{\pi}{2}$	-1
$\frac{3\pi}{4}$	$\frac{\pi}{2}x + \pi = \frac{3\pi}{4}$	$-\frac{1}{2}$
π	$\frac{\pi}{2}x + \pi = \pi$	0

We now use these x -values to generate our graph.

x	$g(x)$	$(x, g(x))$
-2	undefined	
$-\frac{3}{2}$	3	$(-\frac{3}{2}, 3)$
-1	1	$(-1, 1)$
$-\frac{1}{2}$	-1	$(-\frac{1}{2}, -1)$
0	undefined	



One cycle of $y = 2 \cot\left(\frac{\pi}{2}x + \pi\right) + 1$.

We find the period to be $0 - (-2) = 2$. □

As with the secant and cosecant functions, it is possible to extend the notion of period, phase shift and vertical shift to the tangent and cotangent functions as we did for the cosine and sine functions in Theorem 10.23. Since the number of classical applications involving sinusoids far outnumber those involving tangent and cotangent functions, we omit this. The ambitious reader is invited to formulate such a theorem, however.

10.5.4 EXERCISES

1. Graph one cycle of the following functions. State the period, amplitude, phase shift and vertical shift of each.

(a) $y = 3 \sin(x)$

(b) $y = \sin(3x)$

(c) $y = -2 \cos(x)$

(d) $y = \cos\left(x - \frac{\pi}{2}\right)$

(e) $y = -\sin\left(x + \frac{\pi}{3}\right)$

(f) $y = \sin(2x - \pi)$

(g) $y = -\frac{1}{3} \cos\left(\frac{1}{2}x + \frac{\pi}{3}\right)$

(h) $y = \cos(3x - 2\pi) + 4$

(i) $y = \sin\left(-x - \frac{\pi}{4}\right) - 2$

(j) $y = \frac{2}{3} \cos\left(\frac{\pi}{2} - 4x\right) + 1$

(k) $y = -\frac{3}{2} \cos\left(2x + \frac{\pi}{3}\right) - \frac{1}{2}$

(l) $y = 4 \sin(-2\pi x + \pi)$

2. Graph one cycle of the following functions. State the period of each.

(a) $y = \tan\left(x - \frac{\pi}{3}\right)$

(b) $y = 2 \tan\left(\frac{1}{4}x\right) - 3$

(c) $y = \frac{1}{3} \tan(-2x - \pi) + 1$

(d) $y = \sec\left(x - \frac{\pi}{2}\right)$

(e) $y = -\csc\left(x + \frac{\pi}{3}\right)$

(f) $y = -\frac{1}{3} \sec\left(\frac{1}{2}x + \frac{\pi}{3}\right)$

(g) $y = \csc(2x - \pi)$

(h) $y = \sec(3x - 2\pi) + 4$

(i) $y = \csc\left(-x - \frac{\pi}{4}\right) - 2$

(j) $y = \cot\left(x + \frac{\pi}{6}\right)$

(k) $y = -11 \cot\left(\frac{1}{5}x\right)$

(l) $y = \frac{1}{3} \cot\left(2x + \frac{3\pi}{2}\right) + 1$

3. Using Example 10.5.3 as a guide, show that the following functions are sinusoids by rewriting them in the forms $C(x) = A \cos(\omega x + \phi) + B$ and $S(x) = A \sin(\omega x + \phi) + B$ for $\omega > 0$.

(a) $f(x) = \sqrt{2} \sin(x) + \sqrt{2} \cos(x) + 1$

(c) $f(x) = -\sin(x) + \cos(x) - 2$

(b) $f(x) = 3\sqrt{3} \sin(3x) - 3 \cos(3x)$

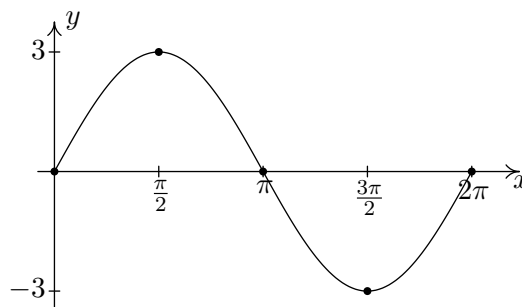
(d) $f(x) = -\frac{1}{2} \sin(2x) - \frac{\sqrt{3}}{2} \cos(2x)$

4. Let ϕ be an angle measured in radians and let $P(a, b)$ be a point on the terminal side of ϕ when it is drawn in standard position. Use Theorem 10.3 and the sum identity for sine in Theorem 10.15 to show that $f(x) = a \sin(\omega x) + b \cos(\omega x) + B$ (with $\omega > 0$) can be rewritten as $f(x) = \sqrt{a^2 + b^2} \sin(\omega x + \phi) + B$.
5. With the help of your classmates, express the domains of the functions in Examples 10.5.4 and 10.5.5 using extended interval notation. (We will revisit this in Section 10.7.)

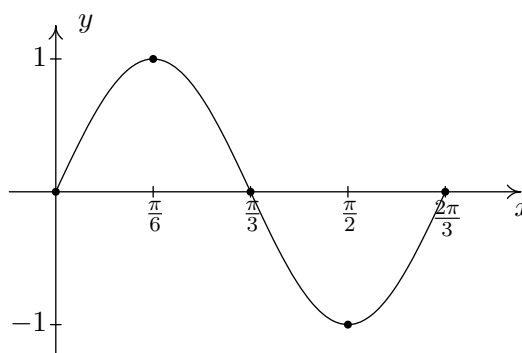
6. Graph the following functions with the help of your calculator and discuss the given questions with your classmates.
- (a) $f(x) = \cos(3x) + \sin(x)$. Is this function periodic? If so, what is the period?
 - (b) $f(x) = \frac{\sin(x)}{x}$. What appears to be the horizontal asymptote of the graph?
 - (c) $f(x) = x \sin(x)$. Graph $y = \pm x$ on the same set of axes and describe the behavior of f .
 - (d) $f(x) = \sin\left(\frac{1}{x}\right)$. What's happening as $x \rightarrow 0$?
 - (e) $f(x) = x - \tan(x)$. Graph $y = x$ on the same set of axes and describe the behavior of f .
 - (f) $f(x) = e^{-0.1x} (\cos(2x) + \sin(2x))$. Graph $y = \pm e^{-0.1x}$ on the same set of axes and describe the behavior of f .
 - (g) $f(x) = e^{-0.1x} (\cos(2x) + 2 \sin(x))$. Graph $y = \pm e^{-0.1x}$ on the same set of axes and describe the behavior of f .
7. Show that a constant function f is periodic by showing that $f(x + 117) = f(x)$ for all real numbers x . Then show that f has no period by showing that you cannot find a *smallest* number p such that $f(x + p) = f(x)$ for all real numbers x . Said another way, show that $f(x + p) = f(x)$ for all real numbers x for ALL values of $p > 0$, so no smallest value exists to satisfy the definition of 'period'.

10.5.5 ANSWERS

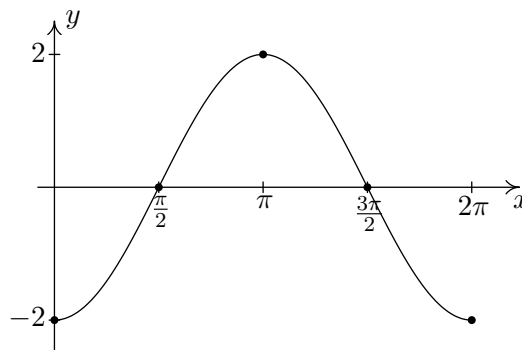
1. (a) $y = 3 \sin(x)$
 Period: 2π
 Amplitude: 3
 Phase Shift: 0
 Vertical Shift: 0



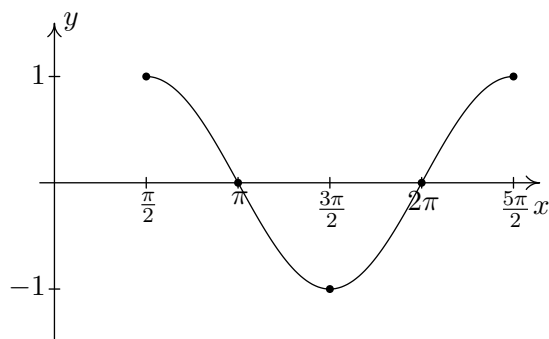
- (b) $y = \sin(3x)$
 Period: $\frac{2\pi}{3}$
 Amplitude: 1
 Phase Shift: 0
 Vertical Shift: 0



- (c) $y = -2 \cos(x)$
 Period: 2π
 Amplitude: 2
 Phase Shift: 0
 Vertical Shift: 0



- (d) $y = \cos\left(x - \frac{\pi}{2}\right)$
 Period: 2π
 Amplitude: 1
 Phase Shift: $\frac{\pi}{2}$
 Vertical Shift: 0



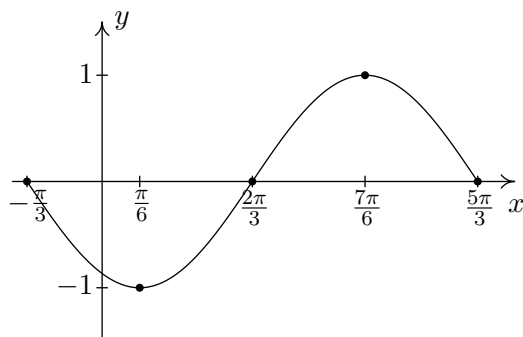
(e) $y = -\sin\left(x + \frac{\pi}{3}\right)$

Period: 2π

Amplitude: 1

Phase Shift: $-\frac{\pi}{3}$

Vertical Shift: 0



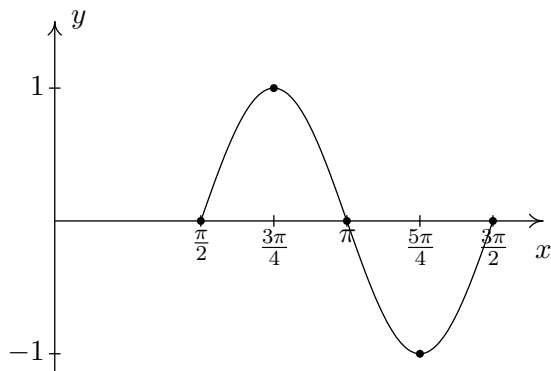
(f) $y = \sin(2x - \pi)$

Period: π

Amplitude: 1

Phase Shift: $\frac{\pi}{2}$

Vertical Shift: 0



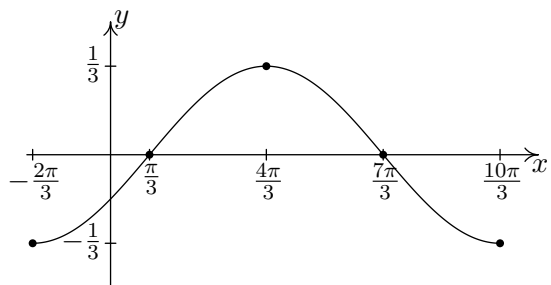
(g) $y = -\frac{1}{3}\cos\left(\frac{1}{2}x + \frac{\pi}{3}\right)$

Period: 4π

Amplitude: $\frac{1}{3}$

Phase Shift: $-\frac{2\pi}{3}$

Vertical Shift: 0



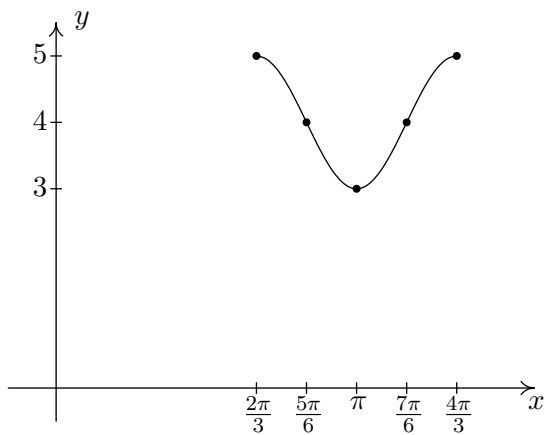
(h) $y = \cos(3x - 2\pi) + 4$

Period: $\frac{2\pi}{3}$

Amplitude: 1

Phase Shift: $\frac{2\pi}{3}$

Vertical Shift: 4



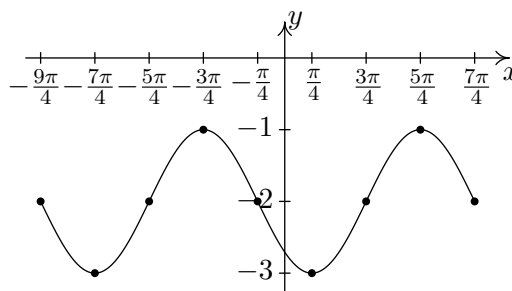
(i) $y = \sin\left(-x - \frac{\pi}{4}\right) - 2$

Period: 2π

Amplitude: 1

Phase Shift: $-\frac{\pi}{4}$ (You need to use

$y = -\sin\left(x + \frac{\pi}{4}\right) - 2$ to find this.)¹⁶

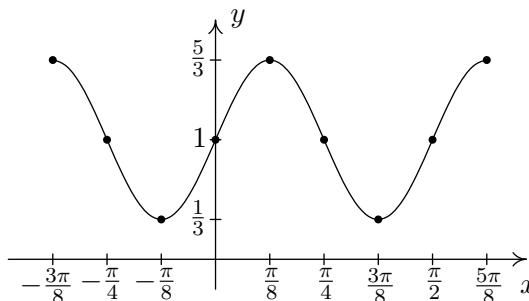
Vertical Shift: -2 

(j) $y = \frac{2}{3} \cos\left(\frac{\pi}{2} - 4x\right) + 1$

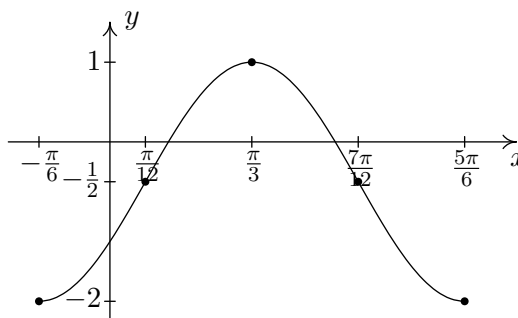
Period: $\frac{\pi}{2}$ Amplitude: $\frac{2}{3}$ Phase Shift: $\frac{\pi}{8}$ (You need to use

$y = \frac{2}{3} \cos\left(4x - \frac{\pi}{2}\right) + 1$ to find this.)¹⁷

Vertical Shift: 1



(k) $y = -\frac{3}{2} \cos\left(2x + \frac{\pi}{3}\right) - \frac{1}{2}$

Period: π Amplitude: $\frac{3}{2}$ Phase Shift: $-\frac{\pi}{6}$ Vertical Shift: $-\frac{1}{2}$ 

(l) $y = 4 \sin(-2\pi x + \pi)$

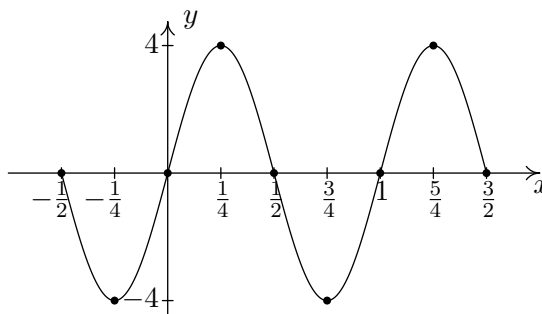
Period: 1

Amplitude: 4

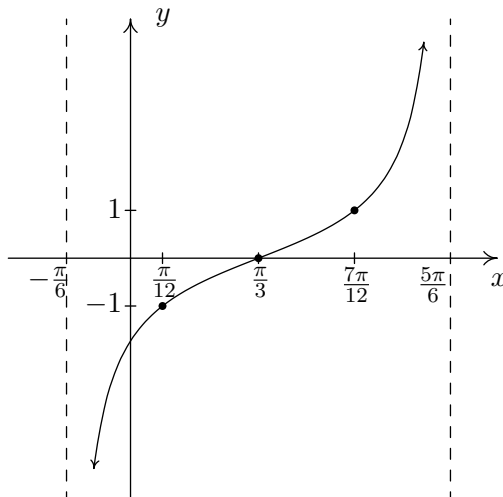
Phase Shift: $\frac{1}{2}$ (You need to use

$y = -4 \sin(2\pi x - \pi)$ to find this.)¹⁸

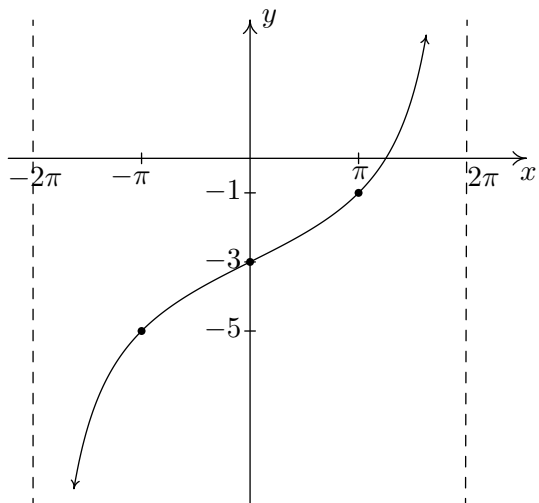
Vertical Shift: 0

¹⁶Two cycles of the graph are shown to illustrate the discrepancy discussed on page 678.¹⁷Again, we graph two cycles to illustrate the discrepancy discussed on page 678.¹⁸This will be the last time we graph two cycles to illustrate the discrepancy discussed on page 678.

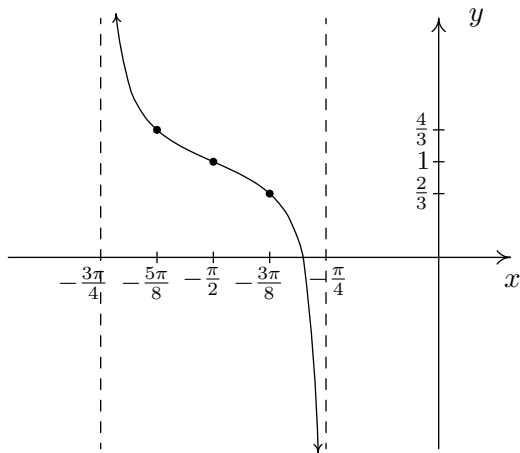
2. (a) $y = \tan\left(x - \frac{\pi}{3}\right)$
 Period: π



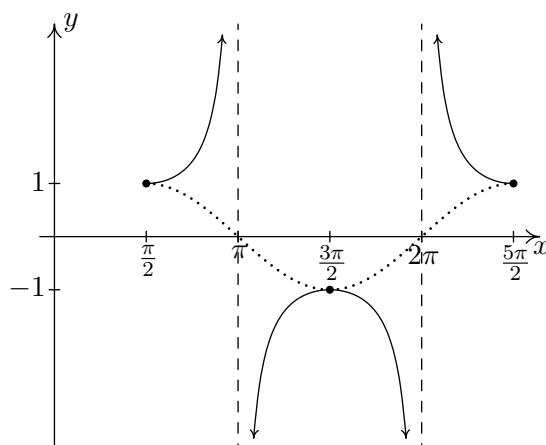
- (b) $y = 2 \tan\left(\frac{1}{4}x\right) - 3$
 Period: 4π



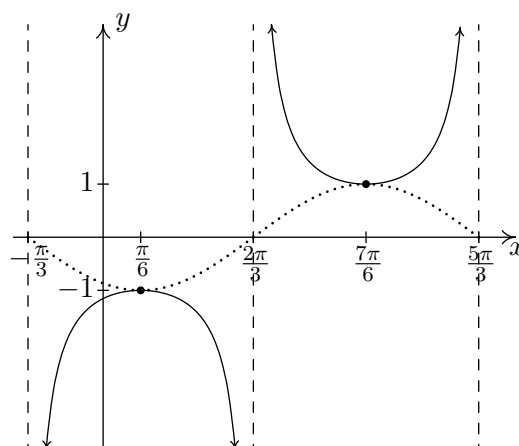
- (c) $y = \frac{1}{3} \tan(-2x - \pi) + 1$
 is equivalent to
 $y = -\frac{1}{3} \tan(2x + \pi) + 1$
 via the Even / Odd identity for tangent.
 Period: $\frac{\pi}{2}$



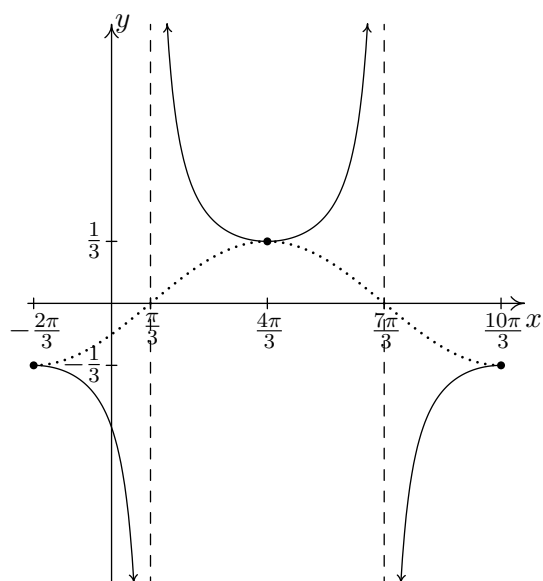
- (d) $y = \sec\left(x - \frac{\pi}{2}\right)$
 Start with $y = \cos\left(x - \frac{\pi}{2}\right)$
 Period: 2π



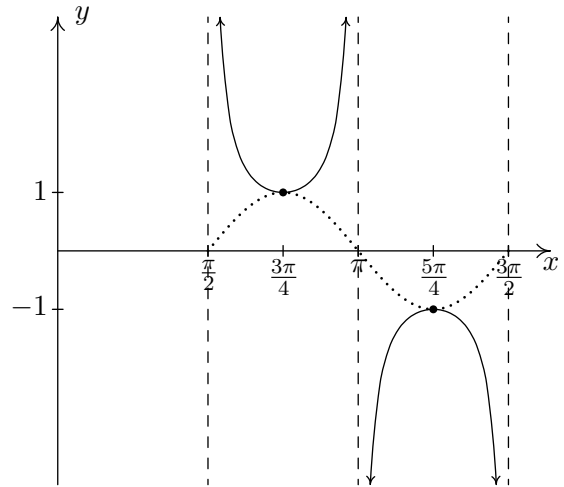
- (e) $y = -\csc\left(x + \frac{\pi}{3}\right)$
 Start with $y = -\sin\left(x + \frac{\pi}{3}\right)$
 Period: 2π



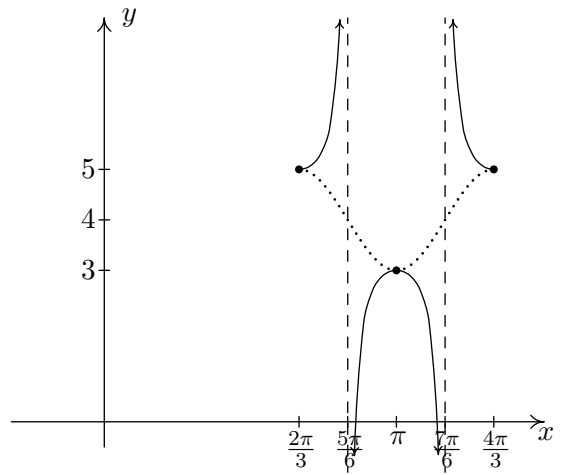
- (f) $y = -\frac{1}{3}\sec\left(\frac{1}{2}x + \frac{\pi}{3}\right)$
 Start with $y = -\frac{1}{3}\cos\left(\frac{1}{2}x + \frac{\pi}{3}\right)$
 Period: 4π



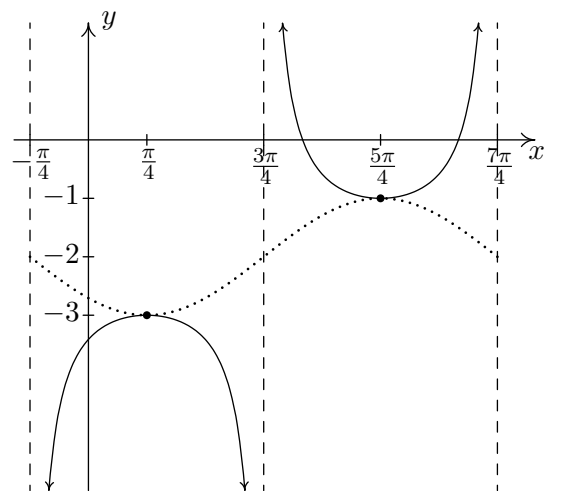
- (g) $y = \csc(2x - \pi)$
 Start with $y = \sin(2x - \pi)$
 Period: π



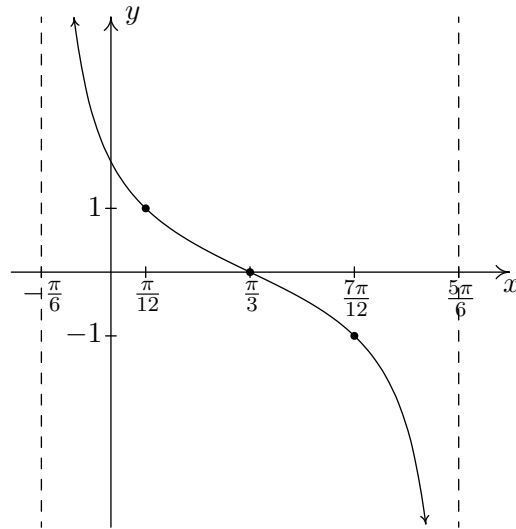
- (h) $y = \sec(3x - 2\pi) + 4$
 Start with $y = \cos(3x - 2\pi) + 4$
 Period: $\frac{2\pi}{3}$



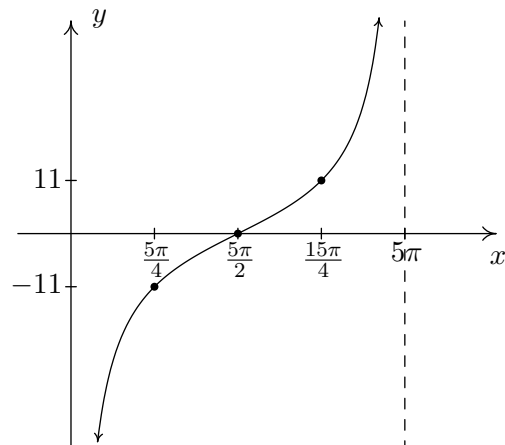
- (i) $y = \csc\left(-x - \frac{\pi}{4}\right) - 2$
 Start with $y = \sin\left(-x - \frac{\pi}{4}\right) - 2$
 Period: 2π



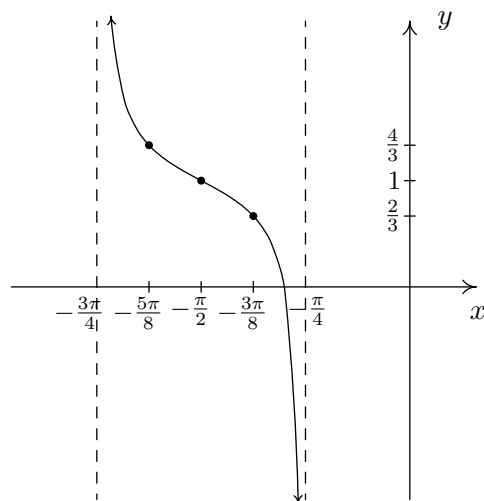
(j) $y = \cot\left(x + \frac{\pi}{6}\right)$
 Period: π



(k) $y = -11 \cot\left(\frac{1}{5}x\right)$
 Period: 5π



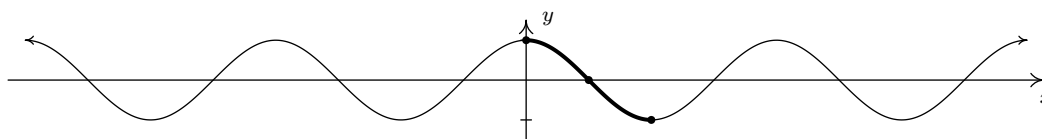
(l) $y = \frac{1}{3} \cot\left(2x + \frac{3\pi}{2}\right) + 1$
 Period: $\frac{\pi}{2}$



3. (a) $f(x) = \sqrt{2}\sin(x) + \sqrt{2}\cos(x) + 1 = 2\sin\left(x + \frac{\pi}{4}\right) + 1 = 2\cos\left(x + \frac{7\pi}{4}\right) + 1$
- (b) $f(x) = 3\sqrt{3}\sin(3x) - 3\cos(3x) = 6\sin\left(3x + \frac{11\pi}{6}\right) = 6\cos\left(3x + \frac{4\pi}{3}\right)$
- (c) $f(x) = -\sin(x) + \cos(x) - 2 = \sqrt{2}\sin\left(x + \frac{3\pi}{4}\right) - 2 = \sqrt{2}\cos\left(x + \frac{\pi}{4}\right) - 2$
- (d) $f(x) = -\frac{1}{2}\sin(2x) - \frac{\sqrt{3}}{2}\cos(2x) = \sin\left(2x + \frac{4\pi}{3}\right) = \cos\left(2x + \frac{5\pi}{6}\right)$

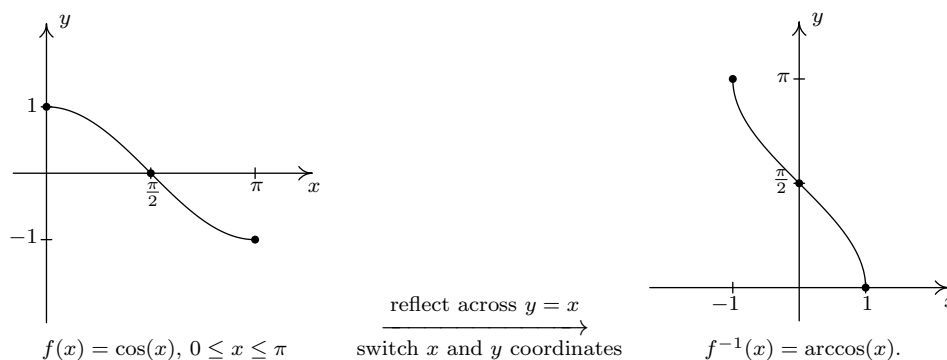
10.6 THE INVERSE TRIGONOMETRIC FUNCTIONS

As the title indicates, in this section we concern ourselves with finding inverses of the (circular) trigonometric functions. Our immediate problem is that, owing to their periodic nature, none of the six circular functions is one-to-one. To remedy this, we restrict the domains of the circular functions in the same way we restricted the domain of the quadratic function in Example 5.2.3 in Section 5.2 to obtain a one-to-one function. We first consider $f(x) = \cos(x)$. Choosing the interval $[0, \pi]$ allows us to keep the range as $[-1, 1]$ as well as the properties of being smooth and continuous.



Restricting the domain of $f(x) = \cos(x)$ to $[0, \pi]$.

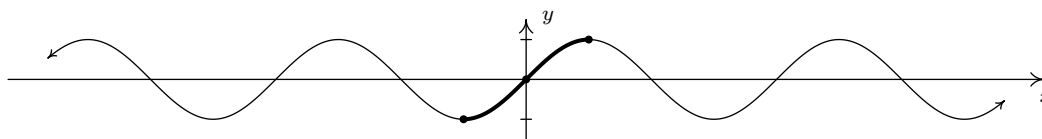
Recall from Section 5.2 that the inverse of a function f is typically denoted f^{-1} . For this reason, some textbooks use the notation $f^{-1}(x) = \cos^{-1}(x)$ for the inverse of $f(x) = \cos(x)$. The obvious pitfall here is our convention of writing $(\cos(x))^2$ as $\cos^2(x)$, $(\cos(x))^3$ as $\cos^3(x)$ and so on. It is far too easy to confuse $\cos^{-1}(x)$ with $\frac{1}{\cos(x)} = \sec(x)$ so we will not use this notation in our text.¹ Instead, we use the notation $f^{-1}(x) = \arccos(x)$, read ‘arc-cosine of x .’ To understand the ‘arc’ in ‘arccosine’, recall that an inverse function, by definition, reverses the process of the original function. The function $f(t) = \cos(t)$ takes a real number input t , associates it with the angle $\theta = t$ radians, and returns the value $\cos(\theta)$. Digging deeper,² we have that $\cos(\theta) = \cos(t)$ is the x -coordinate of the terminal point on the Unit Circle of an oriented arc of length $|t|$ whose initial point is $(1, 0)$. Hence, we may view the inputs to $f(t) = \cos(t)$ as oriented arcs and the outputs as x -coordinates on the Unit Circle. The function f^{-1} , then, would take x -coordinates on the Unit Circle and return oriented arcs, hence the ‘arc’ in arccosine. Below are the graphs of $f(x) = \cos(x)$ and $f^{-1}(x) = \arccos(x)$, where we obtain the latter from the former by reflecting it across the line $y = x$, in accordance with Theorem 5.3.



We restrict $g(x) = \sin(x)$ in a similar manner, although the interval of choice is $[-\frac{\pi}{2}, \frac{\pi}{2}]$.

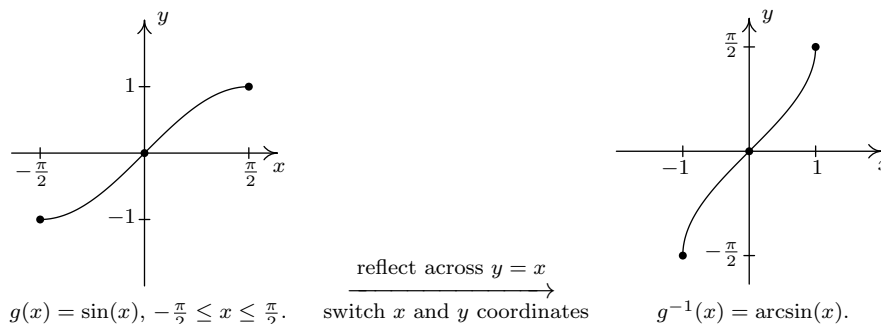
¹But be aware that many books do! As always, be sure to check the context!

²See page 604 if you need a review of how we associate real numbers with angles in radian measure.



Restricting the domain of $f(x) = \sin(x)$ to $[-\frac{\pi}{2}, \frac{\pi}{2}]$.

It should be no surprise that we call $g^{-1}(x) = \arcsin(x)$, read ‘arc-sine of x .’



We list some important facts about the arccosine and arcsine functions in the following theorem.

THEOREM 10.26. Properties of the Arccosine and Arcsine Functions

- Properties of $F(x) = \arccos(x)$
 - Domain: $[-1, 1]$
 - Range: $[0, \pi]$
 - $\arccos(x) = t$ if and only if $0 \leq t \leq \pi$ and $\cos(t) = x$
 - $\cos(\arccos(x)) = x$ provided $-1 \leq x \leq 1$
 - $\arccos(\cos(x)) = x$ provided $0 \leq x \leq \pi$
- Properties of $G(x) = \arcsin(x)$
 - Domain: $[-1, 1]$
 - Range: $[-\frac{\pi}{2}, \frac{\pi}{2}]$
 - $\arcsin(x) = t$ if and only if $-\frac{\pi}{2} \leq t \leq \frac{\pi}{2}$ and $\sin(t) = x$
 - $\sin(\arcsin(x)) = x$ provided $-1 \leq x \leq 1$
 - $\arcsin(\sin(x)) = x$ provided $-\frac{\pi}{2} \leq x \leq \frac{\pi}{2}$
 - additionally, arcsine is odd

Everything in Theorem 10.26 is a direct consequence of the facts that $f(x) = \cos(x)$ for $0 \leq x \leq \pi$ and $F(x) = \arccos(x)$ are inverses of each other as are $g(x) = \sin(x)$ for $-\frac{\pi}{2} \leq x \leq \frac{\pi}{2}$ and $G(x) = \arcsin(x)$.

It is time for an example.

EXAMPLE 10.6.1.

1. Find the exact values of the following.

(a) $\arccos\left(\frac{1}{2}\right)$

(e) $\arccos\left(\cos\left(\frac{\pi}{6}\right)\right)$

(b) $\arcsin\left(\frac{\sqrt{2}}{2}\right)$

(f) $\arccos\left(\cos\left(\frac{11\pi}{6}\right)\right)$

(c) $\arccos\left(-\frac{\sqrt{2}}{2}\right)$

(g) $\cos\left(\arccos\left(-\frac{3}{5}\right)\right)$

(d) $\arcsin\left(-\frac{1}{2}\right)$

(h) $\sin\left(\arccos\left(-\frac{3}{5}\right)\right)$

2. Rewrite the following as algebraic expressions of x and state the domain on which the equivalence is valid.

(a) $\tan(\arccos(x))$

(b) $\cos(2\arcsin(x))$

SOLUTION.

1. (a) To find $\arccos\left(\frac{1}{2}\right)$, we need to find the real number t (or, equivalently, an angle measuring t radians) which lies between 0 and π with $\cos(t) = \frac{1}{2}$. We know $t = \frac{\pi}{3}$ meets these criteria, so $\arccos\left(\frac{1}{2}\right) = \frac{\pi}{3}$.
- (b) The value of $\arcsin\left(\frac{\sqrt{2}}{2}\right)$ is a real number t between $-\frac{\pi}{2}$ and $\frac{\pi}{2}$ with $\sin(t) = \frac{\sqrt{2}}{2}$. The number we seek is $t = \frac{\pi}{4}$. Hence, $\arcsin\left(\frac{\sqrt{2}}{2}\right) = \frac{\pi}{4}$.
- (c) The number $t = \arccos\left(-\frac{\sqrt{2}}{2}\right)$ lies in the interval $[0, \pi]$ with $\cos(t) = -\frac{\sqrt{2}}{2}$. Our answer is $\arccos\left(-\frac{\sqrt{2}}{2}\right) = \frac{3\pi}{4}$.
- (d) To find $\arcsin\left(-\frac{1}{2}\right)$, we seek the number t in the interval $\left[-\frac{\pi}{2}, \frac{\pi}{2}\right]$ with $\sin(t) = -\frac{1}{2}$. The answer is $t = -\frac{\pi}{6}$ so that $\arcsin\left(-\frac{1}{2}\right) = -\frac{\pi}{6}$.
- (e) Since $0 \leq \frac{\pi}{6} \leq \pi$, we could simply invoke Theorem 10.26 to get $\arccos\left(\cos\left(\frac{\pi}{6}\right)\right) = \frac{\pi}{6}$. However, in order to make sure we understand *why* this is the case, we choose to work the example through using the definition of arccosine. Working from the inside out, $\arccos\left(\cos\left(\frac{\pi}{6}\right)\right) = \arccos\left(\frac{\sqrt{3}}{2}\right)$. Now, $\arccos\left(\frac{\sqrt{3}}{2}\right)$ is the real number t with $0 \leq t \leq \pi$ and $\cos(t) = \frac{\sqrt{3}}{2}$. We find $t = \frac{\pi}{6}$, so that $\arccos\left(\cos\left(\frac{\pi}{6}\right)\right) = \frac{\pi}{6}$.
- (f) Since $\frac{11\pi}{6}$ does not fall between 0 and π , Theorem 10.26 does not apply. We are forced to work through from the inside out starting with $\arccos\left(\cos\left(\frac{11\pi}{6}\right)\right) = \arccos\left(\frac{\sqrt{3}}{2}\right)$. From the previous problem, we know $\arccos\left(\frac{\sqrt{3}}{2}\right) = \frac{\pi}{6}$. Hence, $\arccos\left(\cos\left(\frac{11\pi}{6}\right)\right) = \frac{\pi}{6}$.
- (g) To help simplify $\cos\left(\arccos\left(-\frac{3}{5}\right)\right)$ let $t = \arccos\left(-\frac{3}{5}\right)$. Then, by definition, $0 \leq t \leq \pi$ and $\cos(t) = -\frac{3}{5}$. Hence, $\cos\left(\arccos\left(-\frac{3}{5}\right)\right) = \cos(t) = -\frac{3}{5}$.

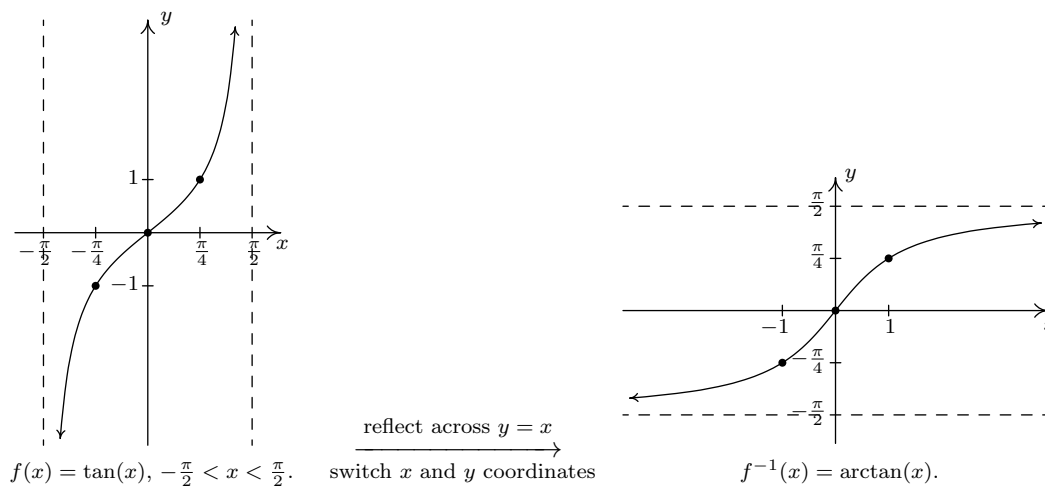
- (h) As in the previous example, we let $t = \arccos\left(-\frac{3}{5}\right)$ so that $0 \leq t \leq \pi$ and $\cos(t) = -\frac{3}{5}$. In terms of t , then, we need to find $\sin\left(\arccos\left(-\frac{3}{5}\right)\right) = \sin(t)$. Using the Pythagorean Identity $\cos^2(t) + \sin^2(t) = 1$, we get $\left(-\frac{3}{5}\right)^2 + \sin^2(t) = 1$ or $\sin(t) = \pm\frac{4}{5}$. Since $0 \leq t \leq \pi$, we choose³ $\sin(t) = \frac{4}{5}$. Hence, $\sin\left(\arccos\left(-\frac{3}{5}\right)\right) = \frac{4}{5}$.
2. (a) We begin rewriting $\tan(\arccos(x))$ using $t = \arccos(x)$. We know that $0 \leq t \leq \pi$ and $\cos(t) = x$, so our goal is to express $\tan(\arccos(x)) = \tan(t)$ in terms of x . This is where identities come into play, but we must be careful to use identities which are defined for all values of t under consideration. In this situation, we have $0 \leq t \leq \pi$, but since the quantity we are looking for, $\tan(t)$, is undefined at $t = \frac{\pi}{2}$, the identities we choose to need to hold for all t in $[0, \frac{\pi}{2}) \cup (\frac{\pi}{2}, \pi]$. Since $\tan(t) = \frac{\sin(t)}{\cos(t)}$, and we know $\cos(t) = x$, all that remains is to find $\sin(t)$ in terms of x and we'll be done.⁴ The identity $\cos^2(t) + \sin^2(t) = 1$ holds for all t , in particular the ones in $[0, \frac{\pi}{2}) \cup (\frac{\pi}{2}, \pi]$, so substituting $\cos(t) = x$, we get $x^2 + \sin^2(t) = 1$. Hence, $\sin(t) = \pm\sqrt{1-x^2}$ and since t belongs to $[0, \frac{\pi}{2}) \cup (\frac{\pi}{2}, \pi]$, $\sin(t) \geq 0$, so we choose $\sin(t) = \sqrt{1-x^2}$. Thus, $\tan(t) = \frac{\sin(t)}{\cos(t)} = \frac{\sqrt{1-x^2}}{x}$. To determine the values of x for which this is valid, we first note that $\arccos(x)$ is valid only for $-1 \leq x \leq 1$. Additionally, as we have already mentioned, $\tan(t)$ is not defined when $t = \frac{\pi}{2}$, which means we must exclude $x = \cos\left(\frac{\pi}{2}\right) = 0$. Hence, $\tan(\arccos(x)) = \frac{\sqrt{1-x^2}}{x}$ for x in $[-1, 0) \cup (0, 1]$.
- (b) We proceed as in the previous problem by writing $t = \arcsin(x)$ so that t lies in the interval $[-\frac{\pi}{2}, \frac{\pi}{2}]$ with $\sin(t) = x$. We aim to express $\cos(2\arcsin(x)) = \cos(2t)$ in terms of x . Since $\cos(2t)$ is defined everywhere, we get no additional restrictions on t . We have three choices for rewriting $\cos(2t)$: $\cos^2(t) - \sin^2(t)$, $2\cos^2(t) - 1$ and $1 - 2\sin^2(t)$, each of which is valid for t in $[-\frac{\pi}{2}, \frac{\pi}{2}]$. Since we already know $x = \sin(t)$, it is easiest to use the last form. We have $\cos(2\arcsin(x)) = \cos(2t) = 1 - 2\sin^2(t) = 1 - 2x^2$. Since $\arcsin(x)$ is defined only for $-1 \leq x \leq 1$, the equivalence $\cos(2\arcsin(x)) = 1 - 2x^2$ is valid on $[-1, 1]$. \square

A few remarks about Example 10.6.1 are in order. Most of the common errors encountered in dealing with the inverse circular functions come from the need to restrict the domains of the original functions so that they are one-to-one. One instance of this phenomenon is the fact that $\arccos\left(\cos\left(\frac{11\pi}{6}\right)\right) = \frac{\pi}{6}$ as opposed to $\frac{11\pi}{6}$. This is the exact same phenomenon discussed in Section 5.2 when we saw $\sqrt{(-2)^2} = 2$ as opposed to -2 . Additionally, even though the expression $1 - 2x^2$ is defined for all real numbers, the equivalence $\cos(2\arcsin(x)) = 1 - 2x^2$ is valid for only $-1 \leq x \leq 1$. This is akin to the fact that while the expression x is defined for all real numbers, the equivalence $(\sqrt{x})^2 = x$ is valid only for $x \geq 0$.

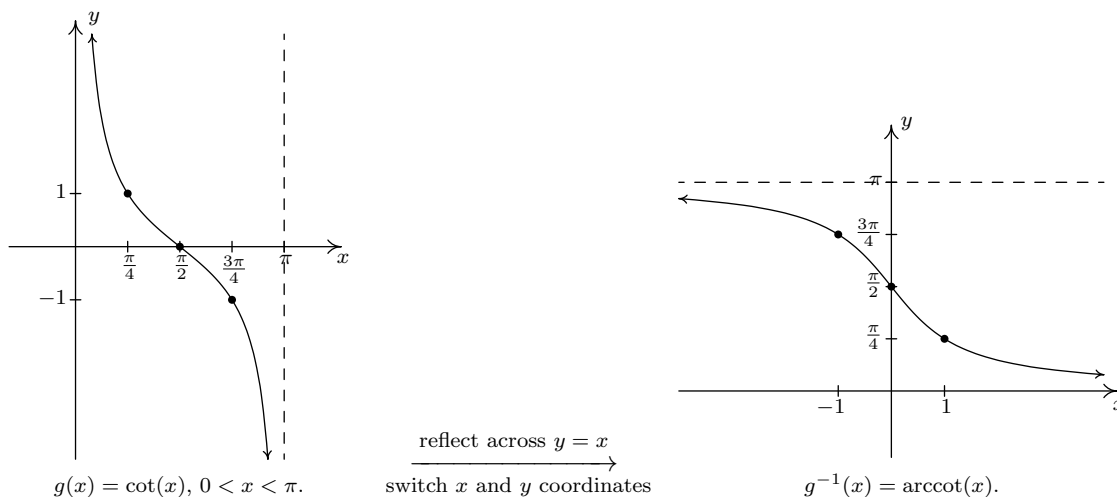
³In other words, the angle $\theta = t$ radians is a Quadrant I or II angle where sine is nonnegative.

⁴Alternatively, we could use the identity: $1 + \tan^2(t) = \sec^2(t)$. Since we are given $x = \cos(t)$, we know $\sec(t) = \frac{1}{\cos(t)} = \frac{1}{x}$. The reader is invited to work through this approach to see what, if any, difficulties arise.

The next pair of functions we wish to discuss are the inverses of tangent and cotangent. First, we restrict $f(x) = \tan(x)$ to its fundamental cycle on $(-\frac{\pi}{2}, \frac{\pi}{2})$ to obtain $f^{-1}(x) = \arctan(x)$. Among other things, note that the *vertical* asymptotes $x = -\frac{\pi}{2}$ and $x = \frac{\pi}{2}$ of the graph of $f(x) = \tan(x)$ become the *horizontal* asymptotes $y = -\frac{\pi}{2}$ and $y = \frac{\pi}{2}$ of the graph of $f^{-1}(x) = \arctan(x)$.



Next, we restrict $g(x) = \cot(x)$ to its fundamental cycle on $(0, \pi)$ to obtain $g^{-1}(x) = \operatorname{arccot}(x)$. Once again, the vertical asymptotes $x = 0$ and $x = \pi$ of the graph of $g(x) = \cot(x)$ become the horizontal asymptotes $y = 0$ and $y = \pi$ in the graph of $g^{-1}(x) = \operatorname{arccot}(x)$.



THEOREM 10.27. Properties of the Arctangent and Arcotangent Functions

- Properties of $F(x) = \arctan(x)$
 - Domain: $(-\infty, \infty)$
 - Range: $(-\frac{\pi}{2}, \frac{\pi}{2})$
 - as $x \rightarrow -\infty$, $\arctan(x) \rightarrow -\frac{\pi}{2}^+$; as $x \rightarrow \infty$, $\arctan(x) \rightarrow \frac{\pi}{2}^-$
 - $\arctan(x) = t$ if and only if $-\frac{\pi}{2} < t < \frac{\pi}{2}$ and $\tan(t) = x$
 - $\arctan(x) = \operatorname{arccot}(\frac{1}{x})$ for $x > 0$
 - $\tan(\arctan(x)) = x$ for all real numbers x
 - $\arctan(\tan(x)) = x$ provided $-\frac{\pi}{2} < x < \frac{\pi}{2}$
 - additionally, arctangent is odd
- Properties of $G(x) = \operatorname{arccot}(x)$
 - Domain: $(-\infty, \infty)$
 - Range: $(0, \pi)$
 - as $x \rightarrow -\infty$, $\operatorname{arccot}(x) \rightarrow \pi^-$; as $x \rightarrow \infty$, $\operatorname{arccot}(x) \rightarrow 0^+$
 - $\operatorname{arccot}(x) = t$ if and only if $0 < t < \pi$ and $\cot(t) = x$
 - $\operatorname{arccot}(x) = \arctan(\frac{1}{x})$ for $x > 0$
 - $\cot(\operatorname{arccot}(x)) = x$ for all real numbers x
 - $\operatorname{arccot}(\cot(x)) = x$ provided $0 < x < \pi$

EXAMPLE 10.6.2.

1. Find the exact values of the following.

(a) $\arctan(\sqrt{3})$

(c) $\cot(\operatorname{arccot}(-5))$

(b) $\operatorname{arccot}(-\sqrt{3})$

(d) $\sin(\arctan(-\frac{3}{4}))$

2. Rewrite the following as algebraic expressions of x and state the domain on which the equivalence is valid.

(a) $\tan(2 \arctan(x))$

(b) $\cos(\operatorname{arccot}(2x))$

SOLUTION.

1. (a) We know $\arctan(\sqrt{3})$ is the real number t between $-\frac{\pi}{2}$ and $\frac{\pi}{2}$ with $\tan(t) = \sqrt{3}$. We find $t = \frac{\pi}{3}$, so $\arctan(\sqrt{3}) = \frac{\pi}{3}$.

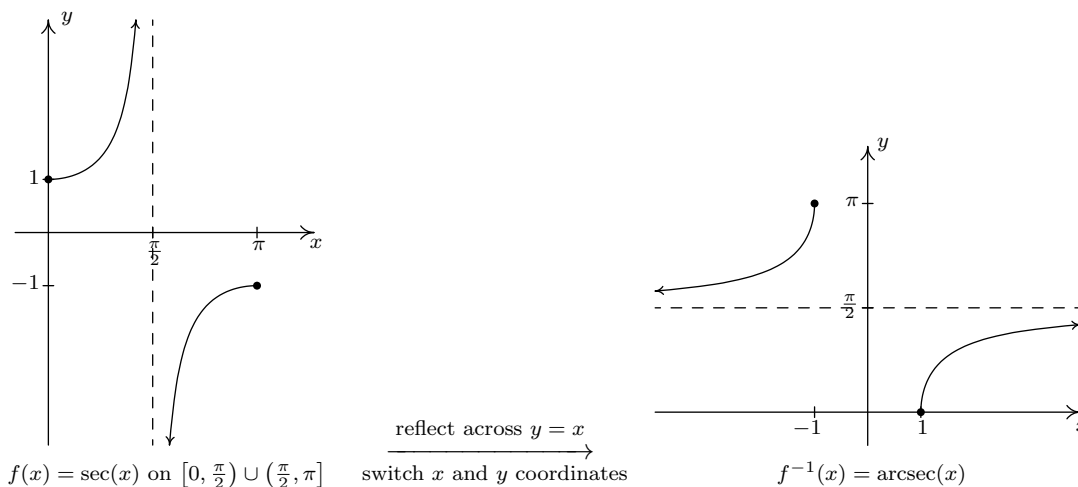
- (b) The real number $t = \operatorname{arccot}(-\sqrt{3})$ lies in the interval $(0, \pi)$ with $\cot(t) = -\sqrt{3}$. We get $\operatorname{arccot}(-\sqrt{3}) = \frac{5\pi}{6}$.
- (c) We can apply Theorem 10.27 directly and obtain $\cot(\operatorname{arccot}(-5)) = -5$. However, working it through provides us with yet another opportunity to understand why this is the case. Letting $t = \operatorname{arccot}(-5)$, we have that t belongs to the interval $(0, \pi)$ and $\cot(t) = -5$. In terms of t , the expression $\cot(\operatorname{arccot}(-5)) = \cot(t)$, and since $\cot(t) = -5$ by definition, we have $\cot(\operatorname{arccot}(-5)) = -5$.
- (d) We start simplifying $\sin(\arctan(-\frac{3}{4}))$ by letting $t = \arctan(-\frac{3}{4})$. Then t lies between $-\frac{\pi}{2}$ and $\frac{\pi}{2}$ with $\tan(t) = -\frac{3}{4}$. We seek $\sin(\arctan(-\frac{3}{4})) = \sin(t)$. There are many ways to proceed at this point. The Pythagorean Identity, $1 + \cot^2(t) = \csc^2(t)$ relates the reciprocals of $\sin(t)$ and $\tan(t)$, so this seems a reasonable place to start. Since $\tan(t) = -\frac{3}{4}$, $\cot(t) = \frac{1}{\tan(t)} = -\frac{4}{3}$. We get $1 + (-\frac{4}{3})^2 = \csc^2(t)$ so that $\csc(t) = \pm\frac{5}{3}$, and, hence, $\sin(t) = \pm\frac{3}{5}$. Since $-\frac{\pi}{2} < t < \frac{\pi}{2}$ and $\tan(t) = -\frac{3}{4} < 0$, it must be the case that t lies between $-\frac{\pi}{2}$ and 0. As a result, we choose $\sin(t) = -\frac{3}{5}$.
2. (a) If we let $t = \arctan(x)$, then $-\frac{\pi}{2} < t < \frac{\pi}{2}$ and $\tan(t) = x$. We look for a way to express $\tan(2\arctan(x)) = \tan(2t)$ in terms of x . Before we get started using identities, we note that $\tan(2t)$ is undefined when $2t = \frac{\pi}{2} + \pi k$ for integers k , which means we need to exclude any of the values $t = \frac{\pi}{4} + \frac{\pi}{2}k$, where k is an integer, which lie in $(-\frac{\pi}{2}, \frac{\pi}{2})$. We find that we need to discard $t = \pm\frac{\pi}{4}$ from the discussion, so we are now working with t in $(-\frac{\pi}{2}, -\frac{\pi}{4}) \cup (-\frac{\pi}{4}, \frac{\pi}{4}) \cup (\frac{\pi}{4}, \frac{\pi}{2})$. Returning to $\arctan(2t)$, we note the double angle identity $\tan(2t) = \frac{2\tan(t)}{1-\tan^2(t)}$, is valid for values of t under consideration, hence we get $\tan(2\arctan(x)) = \tan(2t) = \frac{2\tan(t)}{1-\tan^2(t)} = \frac{2x}{1-x^2}$. To find where this equivalence is valid we first note that the domain of $\arctan(x)$ is all real numbers, so the only exclusions come from the x values which correspond to $t = \pm\frac{\pi}{4}$, the values where $\tan(2t)$ is undefined. Since $x = \tan(t)$, we exclude $x = \tan(\pm\frac{\pi}{4}) = \pm 1$. Hence, $\tan(2\arctan(x)) = \frac{2x}{1-x^2}$ holds⁵ for $(-\infty, -1) \cup (-1, 1) \cup (1, \infty)$.
- (b) We let $t = \operatorname{arccot}(2x)$ so that $0 < t < \pi$ and $\cot(t) = 2x$. In terms of t , $\cos(\operatorname{arccot}(2x)) = \cos(t)$, and our goal is to express the latter in terms of x . Since $\cos(t)$ is always defined, there are no additional restrictions on t , and we can begin using identities to get expressions for $\cos(t)$ and $\cot(t)$. The identity $\cot(t) = \frac{\cos(t)}{\sin(t)}$ is valid for t in $(0, \pi)$, so if we can get $\sin(t)$ in terms of x , then we can write $\cos(t) = \cot(t)\sin(t)$ and be done. The identity $1 + \cot^2(t) = \csc^2(t)$ holds for all t in $(0, \pi)$ and relates $\cot(t)$ and $\csc(t) = \frac{1}{\sin(t)}$, so we substitute $\cot(t) = 2x$ and get $1 + (2x)^2 = \csc^2(t)$. Thus, $\csc(t) = \pm\sqrt{4x^2 + 1}$ and since t is between 0 and π , we know $\csc(t) > 0$, so we choose $\csc(t) = \sqrt{4x^2 + 1}$. This gives $\sin(t) = \frac{1}{\sqrt{4x^2 + 1}}$, so that $\cos(t) = \cot(t)\sin(t) = \frac{2x}{\sqrt{4x^2 + 1}}$. Since $\operatorname{arccot}(2x)$ is defined for all real numbers x and we encountered no additional restrictions on t , we have the equivalence $\cos(\operatorname{arccot}(2x)) = \frac{2x}{\sqrt{4x^2 + 1}}$ for all real numbers x . \square

⁵Why not just start with $\frac{2x}{1-x^2}$ and find its domain? After all, it gives the correct answer - in this case. There are lots of incorrect ways to arrive at the correct answer. It pays to be careful.

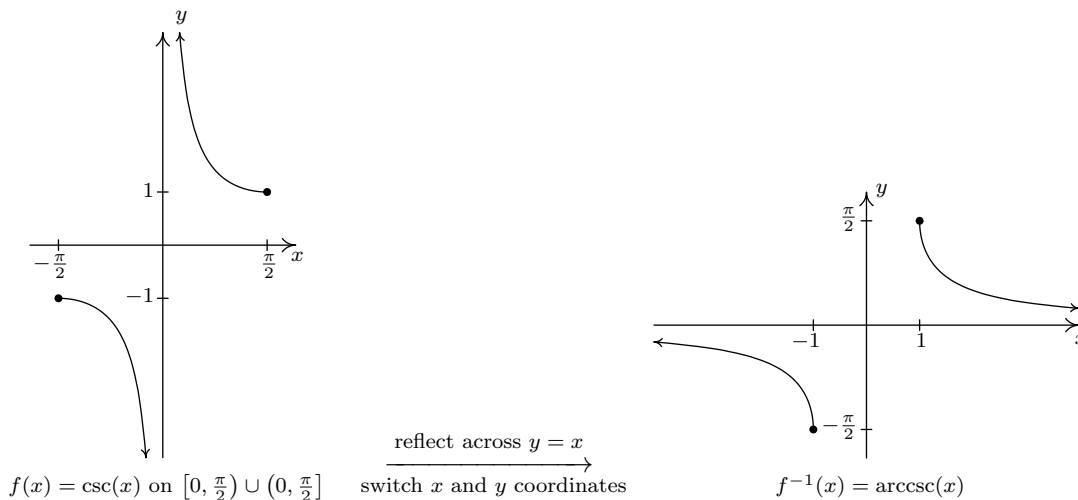
The last two functions to invert are secant and cosecant. There are two generally acceptable ways to restrict the domains of these functions so that they are one-to-one. One approach simplifies the Trigonometry associated with the inverse functions, but complicates the Calculus; the other makes the Calculus easier, but the Trigonometry less so. We present both points of view.

10.6.1 INVERSES OF SECANT AND COSECANT: TRIGONOMETRY FRIENDLY APPROACH

In this subsection, we restrict the secant and cosecant functions to coincide with the restrictions on cosine and sine, respectively. For $f(x) = \sec(x)$, we restrict the domain to $[0, \frac{\pi}{2}) \cup (\frac{\pi}{2}, \pi]$



and we restrict $g(x) = \csc(x)$ to $[-\frac{\pi}{2}, 0) \cup (0, \frac{\pi}{2}]$.



Note that for both arcsecant and arccosecant, the domain is $(-\infty, -1] \cup [1, \infty)$. Taking a page from Section 2.2, we can rewrite this as $\{x : |x| \geq 1\}$. This is often done in Calculus textbooks, so we include it here for completeness. Using these definitions, we get the following properties of the arcsecant and arccosecant functions.

THEOREM 10.28. Properties of the Arcsecant and Arccosecant Functions^a

- Properties of $F(x) = \operatorname{arcsec}(x)$
 - Domain: $\{x : |x| \geq 1\} = (-\infty, -1] \cup [1, \infty)$
 - Range: $[0, \frac{\pi}{2}) \cup (\frac{\pi}{2}, \pi]$
 - as $x \rightarrow -\infty$, $\operatorname{arcsec}(x) \rightarrow \frac{\pi}{2}^+$; as $x \rightarrow \infty$, $\operatorname{arcsec}(x) \rightarrow \frac{\pi}{2}^-$
 - $\operatorname{arcsec}(x) = t$ if and only if $0 \leq t < \frac{\pi}{2}$ or $\frac{\pi}{2} < t \leq \pi$ and $\sec(t) = x$
 - $\operatorname{arcsec}(x) = \arccos(\frac{1}{x})$ provided $|x| \geq 1$
 - $\sec(\operatorname{arcsec}(x)) = x$ provided $|x| \geq 1$
 - $\operatorname{arcsec}(\sec(x)) = x$ provided $0 \leq x < \frac{\pi}{2}$ or $\frac{\pi}{2} < x \leq \pi$
- Properties of $G(x) = \operatorname{arccsc}(x)$
 - Domain: $\{x : |x| \geq 1\} = (-\infty, -1] \cup [1, \infty)$
 - Range: $[-\frac{\pi}{2}, 0) \cup (0, \frac{\pi}{2}]$
 - as $x \rightarrow -\infty$, $\operatorname{arccsc}(x) \rightarrow 0^-$; as $x \rightarrow \infty$, $\operatorname{arccsc}(x) \rightarrow 0^+$
 - $\operatorname{arccsc}(x) = t$ if and only if $-\frac{\pi}{2} \leq t < 0$ or $0 < t \leq \frac{\pi}{2}$ and $\csc(t) = x$
 - $\operatorname{arccsc}(x) = \arcsin(\frac{1}{x})$ provided $|x| \geq 1$
 - $\csc(\operatorname{arccsc}(x)) = x$ provided $|x| \geq 1$
 - $\operatorname{arccsc}(\csc(x)) = x$ provided $-\frac{\pi}{2} \leq x < 0$ or $0 < x \leq \frac{\pi}{2}$
 - additionally, arccosecant is odd

^a... assuming the “Trigonometry Friendly” ranges are used.**EXAMPLE 10.6.3.**

1. Find the exact values of the following.

(a) $\operatorname{arcsec}(2)$

(c) $\operatorname{arcsec}(\sec(\frac{5\pi}{4}))$

(b) $\operatorname{arccsc}(-2)$

(d) $\cot(\operatorname{arccsc}(-3))$

2. Rewrite the following as algebraic expressions of x and state the domain on which the equivalence is valid.

(a) $\tan(\operatorname{arcsec}(x))$

(b) $\cos(\operatorname{arccsc}(4x))$

SOLUTION.

1. (a) Using Theorem 10.28, we have $\operatorname{arcsec}(2) = \arccos(\frac{1}{2}) = \frac{\pi}{3}$.

- (b) Once again, Theorem 10.28 comes to our aid giving $\operatorname{arccsc}(-2) = \arcsin\left(-\frac{1}{2}\right) = -\frac{\pi}{6}$.
- (c) Since $\frac{5\pi}{4}$ doesn't fall between 0 and $\frac{\pi}{2}$ or $\frac{\pi}{2}$ and π , we cannot use the inverse property stated in Theorem 10.28. We can, nevertheless, begin by working 'inside out' which yields $\operatorname{arcsec}\left(\sec\left(\frac{5\pi}{4}\right)\right) = \operatorname{arcsec}(-\sqrt{2}) = \arccos\left(-\frac{\sqrt{2}}{2}\right) = \frac{3\pi}{4}$.
- (d) One way to begin to simplify $\cot(\operatorname{arccsc}(-3))$ is to let $t = \operatorname{arccsc}(-3)$. Then, $\csc(t) = -3$ and, since this is negative, we have that t lies in the interval $[-\frac{\pi}{2}, 0)$. We are after $\cot(\operatorname{arccsc}(-3)) = \cot(t)$, so we use the Pythagorean Identity $1 + \cot^2(t) = \csc^2(t)$. Substituting, we have $1 + \cot^2(t) = (-3)^2$, or $\cot(t) = \pm\sqrt{8} = \pm 2\sqrt{2}$. Since $-\frac{\pi}{2} \leq t < 0$, $\cot(t) < 0$, so we get $\cot(\operatorname{arccsc}(-3)) = -2\sqrt{2}$.
2. (a) We begin simplifying $\tan(\operatorname{arcsec}(x))$ by letting $t = \operatorname{arcsec}(x)$. Then, $\sec(t) = x$ for t in $[0, \frac{\pi}{2}) \cup (\frac{\pi}{2}, \pi]$, and we seek a formula for $\tan(t)$. Since $\tan(t)$ is defined for all the t values in $[0, \frac{\pi}{2}) \cup (\frac{\pi}{2}, \pi]$, we have no additional restrictions on t . The identity $1 + \tan^2(t) = \sec^2(t)$ is valid for all values t under consideration, and we get substitute $\sec(t) = x$ to get $1 + \tan^2(t) = x^2$. Hence, $\tan(t) = \pm\sqrt{x^2 - 1}$. If t belongs to $[0, \frac{\pi}{2})$ then $\tan(t) \geq 0$; if, on the the other hand, t belongs to $(\frac{\pi}{2}, \pi]$ then $\tan(t) \leq 0$. As a result, we get a piecewise defined function for $\tan(t)$

$$\tan(t) = \begin{cases} \sqrt{x^2 - 1}, & \text{if } 0 \leq t < \frac{\pi}{2} \\ -\sqrt{x^2 - 1}, & \text{if } \frac{\pi}{2} < t \leq \pi \end{cases}$$

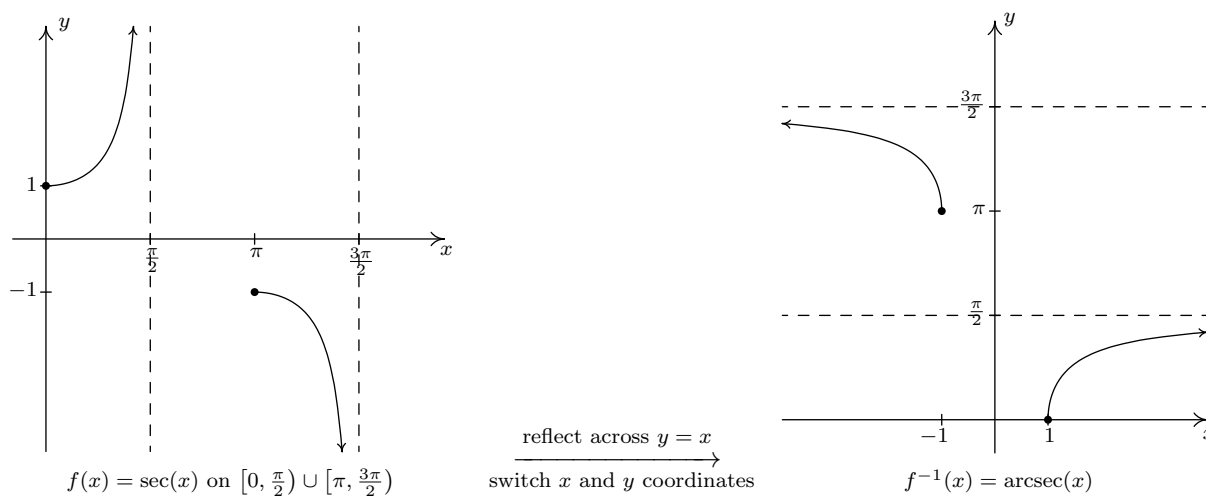
Now we need to determine what these conditions on t mean for x . We know that the domain of $\operatorname{arcsec}(x)$ is $(-\infty, -1] \cup [1, \infty)$, and since $x = \sec(t)$, $x \geq 1$ corresponds to $0 \leq t < \frac{\pi}{2}$, and $x \leq -1$ corresponds to $\frac{\pi}{2} < t \leq \pi$. Since we encountered no further restrictions on t , the equivalence below holds for all x in $(-\infty, -1] \cup [1, \infty)$.

$$\tan(\operatorname{arcsec}(x)) = \begin{cases} \sqrt{x^2 - 1}, & \text{if } x \geq 1 \\ -\sqrt{x^2 - 1}, & \text{if } x \leq -1 \end{cases}$$

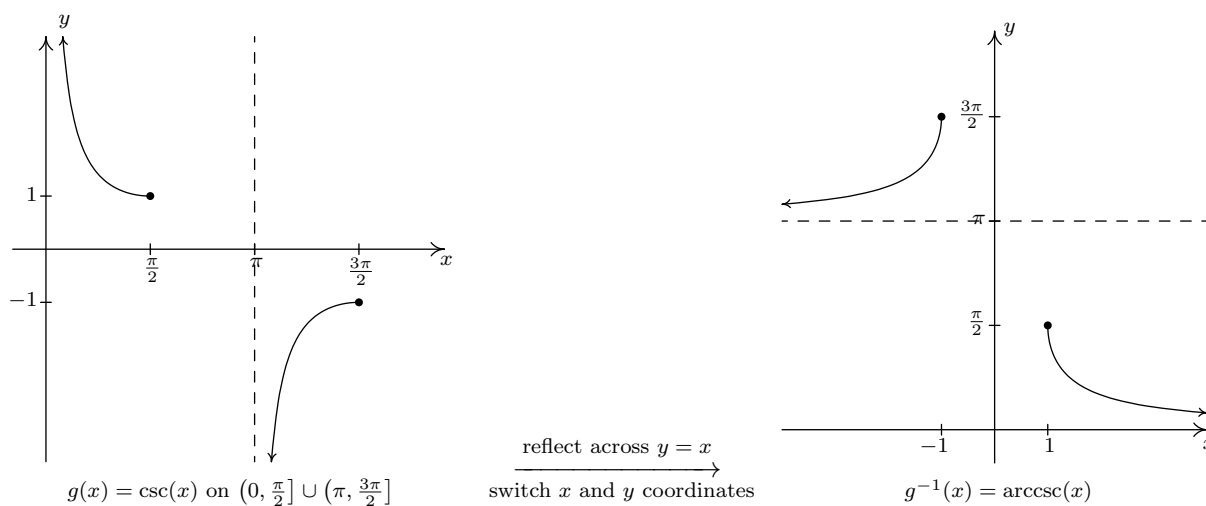
- (b) To simplify $\cos(\operatorname{arccsc}(4x))$, we start by letting $t = \operatorname{arccsc}(4x)$. Then $\csc(t) = 4x$ for t in $[-\frac{\pi}{2}, 0) \cup (0, \frac{\pi}{2}]$. Our objective is to write $\cos(\operatorname{arccsc}(4x)) = \cos(t)$ in terms of x . Since $\cos(t)$ is defined for all t , we do not encounter any additional restrictions on t . From $\csc(t) = 4x$, we get $\sin(t) = \frac{1}{4x}$. The identity $\cos^2(t) + \sin^2(t) = 1$ holds for all values of t and substituting for $\sin(t)$ yields $\cos^2(t) + \left(\frac{1}{4x}\right)^2 = 1$. Solving, we get $\cos(t) = \pm\sqrt{\frac{16x^2 - 1}{16x^2}} = \pm\frac{\sqrt{16x^2 - 1}}{4|x|}$. Since t belongs to $[-\frac{\pi}{2}, 0) \cup (0, \frac{\pi}{2}]$, we know $\cos(t) \geq 0$, so we choose $\cos(t) = \frac{\sqrt{16x^2 - 1}}{4|x|}$. (The absolute values here are necessary, since x could be negative.) Since the domain of $\operatorname{arccsc}(x)$ requires $|x| \geq 1$, the domain of $\operatorname{arccsc}(4x)$ requires $|4x| \geq 1$. Using Theorem 2.3, we can rewrite this as the compound inequality $4x \leq -1$ or $4x \geq 1$. Solving, we get $x \leq -\frac{1}{4}$ or $x \geq \frac{1}{4}$. Since we had no additional restrictions on t , the equivalence $\cos(\operatorname{arccsc}(4x)) = \frac{\sqrt{16x^2 - 1}}{4|x|}$ holds for all x in $(-\infty, -\frac{1}{4}] \cup [\frac{1}{4}, \infty)$. \square

10.6.2 INVERSES OF SECANT AND COSECANT: CALCULUS FRIENDLY APPROACH

In this subsection, we restrict $f(x) = \sec(x)$ to $[0, \frac{\pi}{2}) \cup [\pi, \frac{3\pi}{2})$



and we restrict $g(x) = \csc(x)$ to $(0, \frac{\pi}{2}] \cup (\pi, \frac{3\pi}{2}]$.



Using these definitions, we get the following result.

THEOREM 10.29. Properties of the Arcsecant and Arccosecant Functions^a

- Properties of $F(x) = \operatorname{arcsec}(x)$
 - Domain: $\{x : |x| \geq 1\} = (-\infty, -1] \cup [1, \infty)$
 - Range: $[0, \frac{\pi}{2}) \cup [\pi, \frac{3\pi}{2})$
 - as $x \rightarrow -\infty$, $\operatorname{arcsec}(x) \rightarrow \frac{3\pi}{2}^-$; as $x \rightarrow \infty$, $\operatorname{arcsec}(x) \rightarrow \frac{\pi}{2}^-$
 - $\operatorname{arcsec}(x) = t$ if and only if $0 \leq t < \frac{\pi}{2}$ or $\pi \leq t < \frac{3\pi}{2}$ and $\sec(t) = x$
 - $\operatorname{arcsec}(x) = \arccos(\frac{1}{x})$ for $x \geq 1$ only^b
 - $\sec(\operatorname{arcsec}(x)) = x$ provided $|x| \geq 1$
 - $\operatorname{arcsec}(\sec(x)) = x$ provided $0 \leq x < \frac{\pi}{2}$ or $\pi \leq x < \frac{3\pi}{2}$
- Properties of $G(x) = \operatorname{arccsc}(x)$
 - Domain: $\{x : |x| \geq 1\} = (-\infty, -1] \cup [1, \infty)$
 - Range: $(0, \frac{\pi}{2}] \cup (\pi, \frac{3\pi}{2}]$
 - as $x \rightarrow -\infty$, $\operatorname{arccsc}(x) \rightarrow \pi^+$; as $x \rightarrow \infty$, $\operatorname{arccsc}(x) \rightarrow 0^+$
 - $\operatorname{arccsc}(x) = t$ if and only if $0 < t \leq \frac{\pi}{2}$ or $\pi < t \leq \frac{3\pi}{2}$ and $\csc(t) = x$
 - $\operatorname{arccsc}(x) = \arcsin(\frac{1}{x})$ for $x \geq 1$ only^c
 - $\csc(\operatorname{arccsc}(x)) = x$ provided $|x| \geq 1$
 - $\operatorname{arccsc}(\csc(x)) = x$ provided $0 < x \leq \frac{\pi}{2}$ or $\pi < x \leq \frac{3\pi}{2}$

^a... assuming the “Calculus Friendly” ranges are used.^bCompare this with the similar result in Theorem 10.28.^cCompare this with the similar result in Theorem 10.28.

Our next example is a duplicate of Example 10.6.3. The interested reader is invited to compare and contrast the solution to each.

EXAMPLE 10.6.4.

1. Find the exact values of the following.

(a) $\operatorname{arcsec}(2)$

(c) $\operatorname{arcsec}(\sec(\frac{5\pi}{4}))$

(b) $\operatorname{arccsc}(-2)$

(d) $\cot(\operatorname{arccsc}(-3))$

2. Rewrite the following as algebraic expressions of x and state the domain on which the equivalence is valid.

(a) $\tan(\operatorname{arcsec}(x))$

(b) $\cos(\operatorname{arccsc}(4x))$

SOLUTION.

1. (a) Since $2 \geq 1$, we may invoke Theorem 10.29 to get $\operatorname{arcsec}(2) = \arccos\left(\frac{1}{2}\right) = \frac{\pi}{3}$.
 - (b) Unfortunately, -2 is not greater to or equal to 1, so we cannot apply Theorem 10.29 to $\operatorname{arccsc}(-2)$ and convert this into an arcsine problem. Instead, we appeal to the definition. The real number $t = \operatorname{arccsc}(-2)$ lies between 0 and $\frac{\pi}{2}$ or between π and $\frac{3\pi}{2}$ and satisfies $\csc(t) = -2$. We have $t = \frac{7\pi}{6}$, so $\operatorname{arccsc}(-2) = \frac{7\pi}{6}$.
 - (c) Since $\frac{5\pi}{4}$ lies between π and $\frac{3\pi}{2}$, we may apply Theorem 10.29 directly to simplify $\operatorname{arcsec}\left(\sec\left(\frac{5\pi}{4}\right)\right) = \frac{5\pi}{4}$. We encourage the reader to work this through using the definition as we have done in the previous examples to see how it goes.
 - (d) To simplify $\cot(\operatorname{arccsc}(-3))$ we let $t = \operatorname{arccsc}(-3)$ so that $\cot(\operatorname{arccsc}(-3)) = \cot(t)$. We know $\csc(t) = -3$, and since this is negative, t lies between π and $\frac{3\pi}{2}$. Using the Pythagorean Identity $1 + \cot^2(t) = \csc^2(t)$, we find $1 + \cot^2(t) = (-3)^2$ so that $\cot(t) = \pm\sqrt{8} = \pm 2\sqrt{2}$. Since t is in the interval $(\pi, \frac{3\pi}{2}]$, we know $\cot(t) > 0$. Our answer is $\cot(\operatorname{arccsc}(-3)) = 2\sqrt{2}$.
2. (a) To simplify $\tan(\operatorname{arcsec}(x))$, we let $t = \operatorname{arcsec}(x)$ so $\sec(t) = x$ for t in $[0, \frac{\pi}{2}) \cup [\pi, \frac{3\pi}{2})$. Our goal is to express $\tan(\operatorname{arcsec}(x)) = \tan(t)$ in terms of x . Since $\tan(t)$ is defined for all t under consideration, we have no additional restrictions on t . The identity $1 + \tan^2(t) = \sec^2(t)$ is valid for all t under discussion, so we substitute $\sec(t) = x$ to get $1 + \tan^2(t) = x^2$. We get $\tan(t) = \pm\sqrt{x^2 - 1}$, but since t lies in $[0, \frac{\pi}{2}) \cup [\pi, \frac{3\pi}{2})$, $\tan(t) \geq 0$, so we choose $\tan(t) = \sqrt{x^2 - 1}$. Since we found no additional restrictions on t , the equivalence $\tan(\operatorname{arcsec}(x)) = \sqrt{x^2 - 1}$ holds on the domain of $\operatorname{arcsec}(x)$, $(-\infty, -1] \cup [1, \infty)$.
 - (b) If we let $t = \operatorname{arccsc}(4x)$, then $\csc(t) = 4x$ for t in $(0, \frac{\pi}{2}] \cup (\pi, \frac{3\pi}{2}]$. Then $\cos(\operatorname{arccsc}(4x)) = \cos(t)$ and our objective is to express the latter in terms of x . Since $\cos(t)$ is defined everywhere, we have no additional restrictions on t . From $\csc(t) = 4x$, we have $\sin(t) = \frac{1}{\csc(t)} = \frac{1}{4x}$ which allows us to use the Pythagorean Identity, $\cos^2(t) + \sin^2(t) = 1$, which holds for all values of t . We get $\cos^2(t) + \left(\frac{1}{4x}\right)^2 = 1$, or $\cos(t) = \pm\sqrt{\frac{16x^2 - 1}{16x^2}} = \pm\frac{\sqrt{16x^2 - 1}}{4|x|}$. If t lies in $(0, \frac{\pi}{2}]$, then $\cos(t) \geq 0$. Otherwise, t belongs to $(\pi, \frac{3\pi}{2}]$ in which case $\cos(t) \leq 0$. Assuming $0 < t \leq \frac{\pi}{2}$, we choose $\cos(t) = \frac{\sqrt{16x^2 - 1}}{4|x|}$. Since $\csc(t) \geq 1$ in this case and $\csc(t) = 4x$, we have $4x \geq 1$ or $x \geq \frac{1}{4}$. Hence, in this case, $|x| = x$ so $\cos(t) = \frac{\sqrt{16x^2 - 1}}{4|x|} = \frac{\sqrt{16x^2 - 1}}{4x}$. For $\pi < t \leq \frac{3\pi}{2}$, we choose $\cos(t) = -\frac{\sqrt{16x^2 - 1}}{4|x|}$ and since $\csc(t) \leq -1$ here, we get $x \leq -\frac{1}{4} < 0$ so $|x| = -x$. This leads to $\cos(t) = -\frac{\sqrt{16x^2 - 1}}{4|x|} = -\frac{\sqrt{16x^2 - 1}}{4(-x)} = \frac{\sqrt{16x^2 - 1}}{4x}$ in this case, too. Hence, we have established that, in all cases: $\cos(\operatorname{arccsc}(4x)) = \frac{\sqrt{16x^2 - 1}}{4x}$. Since the domain of $\operatorname{arccsc}(x)$ requires $|x| \geq 1$, $\operatorname{arccsc}(4x)$ requires $|4x| \geq 1$ or, using Theorem 2.3, for x to lie in $(-\infty, -\frac{1}{4}] \cup [\frac{1}{4}, \infty)$. Since we found no additional restrictions on t , $\cos(\operatorname{arccsc}(4x)) = \frac{\sqrt{16x^2 - 1}}{4x}$ for all x in $(-\infty, -\frac{1}{4}] \cup [\frac{1}{4}, \infty)$. \square

10.6.3 USING A CALCULATOR TO APPROXIMATE INVERSE FUNCTION VALUES.

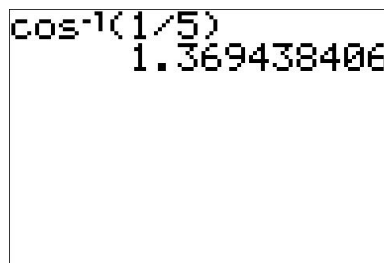
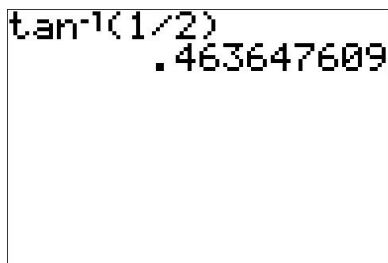
In the sections to come, we will have need to approximate the values of the inverse circular functions. On most calculators, only the arcsine, arccosine and arctangent functions are available and they are usually labeled as \sin^{-1} , \cos^{-1} and \tan^{-1} , respectively. If we are asked to approximate these values, it is a simple matter to punch up the appropriate decimal on the calculator. If we are asked for an arccotangent, arcsecant or arccosecant, however, we often need to employ some ingenuity, as the next example illustrates.

EXAMPLE 10.6.5. Use a calculator to approximate the following values to four decimal places.

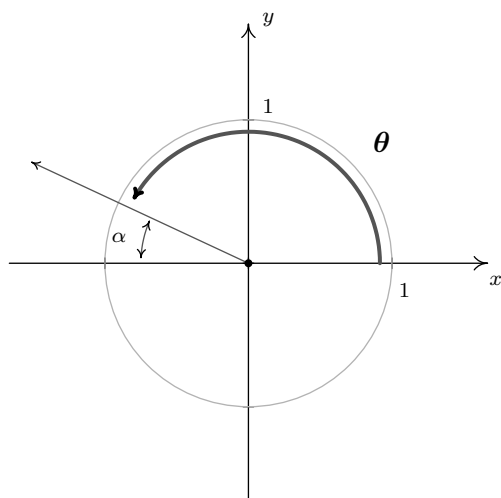
1. $\operatorname{arccot}(2)$
2. $\operatorname{arcsec}(5)$
3. $\operatorname{arccot}(-2)$
4. $\operatorname{arccsc}(-5)$

SOLUTION.

1. Since $2 > 0$, we can use a property listed in Theorem 10.27 to write $\operatorname{arccot}(2) = \arctan\left(\frac{1}{2}\right)$. In 'radian' mode, we find $\operatorname{arccot}(2) = \arctan\left(\frac{1}{2}\right) \approx 0.4636$.
2. Since $5 \geq 1$, we can invoke either Theorem 10.28 or Theorem 10.29 to write $\operatorname{arcsec}(5) = \arccos\left(\frac{1}{5}\right) \approx 1.3694$.



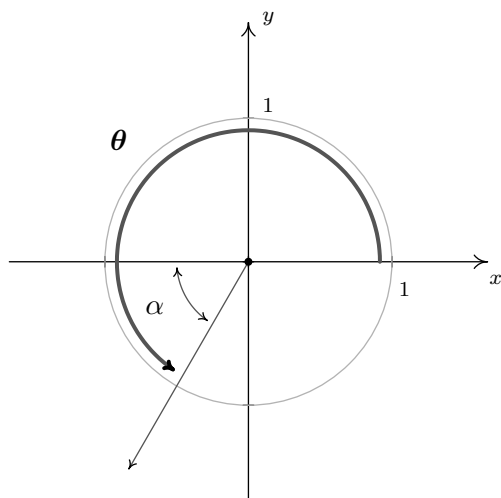
3. Since the argument, -2 , is negative we cannot directly apply Theorem 10.27 to help us find $\operatorname{arccot}(-2)$. Let $t = \operatorname{arccot}(-2)$. Then t is a real number between 0 and π with $\cot(t) = -2$. Let $\theta = t$ radians. Then θ is an angle between 0 and π with $\cot(\theta) = -2$. Since $\cot(\theta) < 0$, we know θ must be a Quadrant II angle. Consider the reference angle for θ , α , as pictured below. By definition, $0 < \alpha < \frac{\pi}{2}$ and by the Reference Angle Theorem, Theorem 10.2, it follows that $\cot(\alpha) = 2$. By definition, then, $\alpha = \operatorname{arccot}(2)$ radians which we can rewrite using Theorem 10.27 as $\arctan\left(\frac{1}{2}\right)$. Since $\theta + \alpha = \pi$, we have $\theta = \pi - \alpha = \pi - \arctan\left(\frac{1}{2}\right) \approx 2.6779$ radians. Since $\theta = t$ radians, we have $\operatorname{arccot}(-2) \approx 2.6779$.



$$\pi - \tan^{-1}(1/2)$$

$$2.677945045$$

4. If the range of $\operatorname{arccsc}(x)$ is taken to be $[-\frac{\pi}{2}, 0) \cup (0, \frac{\pi}{2}]$, we can use Theorem 10.28 to get $\operatorname{arccsc}(-5) = \arcsin(-\frac{1}{5}) \approx -0.2014$. If, on the other hand, the range of $\operatorname{arccsc}(x)$ is taken to be $(0, \frac{\pi}{2}] \cup (\pi, \frac{3\pi}{2}]$, then we proceed as in the previous problem. Let $t = \operatorname{arccsc}(-5)$ and let $\theta = t$ radians. Then $\csc(\theta) = -5$ which means $\pi \leq \theta < \frac{3\pi}{2}$. Let α be the reference angle for θ . Then $0 < \alpha < \frac{\pi}{2}$ and $\csc(\alpha) = 5$. Hence, $\alpha = \operatorname{arccsc}(5) = \arcsin(\frac{1}{5})$ radians, where the last equality comes from Theorem 10.29. Since, in this case, $\theta = \pi + \alpha = \pi + \arcsin(\frac{1}{5}) \approx 3.3430$ radians, we get $\operatorname{arccsc}(-5) \approx 3.3430$.



$$\pi + \sin^{-1}(1/5)$$

$$3.342950574$$

□

The inverse trigonometric functions are typically found in applications whenever the measure of an angle is required. One such scenario is presented in the following example.

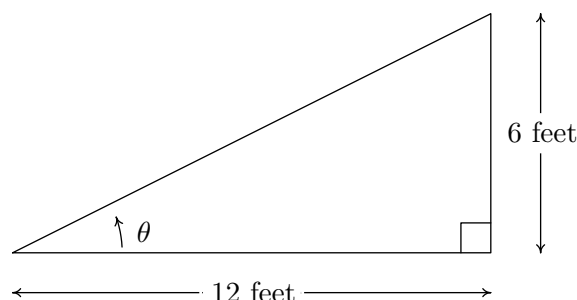
EXAMPLE 10.6.6. ⁶ The roof on the house below has a ‘6/12 pitch.’ This means that when viewed from the side, the roof line has a rise of 6 feet over a run of 12 feet. Find the angle of inclination

⁶The authors would like to thank Dan Stitz for this problem and associated graphics.

from the bottom of the roof to the top of the roof. Express your answer in decimal degrees, rounded to the nearest hundredth of a degree.



SOLUTION. If we divide the side view of the house down the middle, we find that the roof line forms the hypotenuse of a right triangle with legs of length 6 feet and 12 feet. Using Theorem 10.10, we find the angle of inclination, labeled θ below, satisfies $\tan(\theta) = \frac{6}{12} = \frac{1}{2}$. Since θ is an acute angle, we can use the arctangent function and we find $\theta = \arctan\left(\frac{1}{2}\right)$ radians. Converting degrees to radians,⁷ we find $\theta = \left(\arctan\left(\frac{1}{2}\right) \text{ radians}\right) \left(\frac{180 \text{ degrees}}{\pi \text{ radians}}\right) \approx 26.56^\circ$.



```
tan-1(1/2)
.463647609
Ans*180/π
26.56505118
```

□

10.6.4 SOLVING EQUATIONS USING THE INVERSE TRIGONOMETRIC FUNCTIONS.

In Sections 10.2 and 10.3, we learned how to solve equations like $\sin(\theta) = \frac{1}{2}$ for angles θ and $\tan(t) = -1$ for real numbers t . In each case, we ultimately appealed to the Unit Circle and relied on the fact that the answers corresponded to a set of ‘common angles’ listed on page 619. If, on the other hand, we had been asked to find all angles with $\sin(\theta) = \frac{1}{3}$ or solve $\tan(t) = -2$ for real numbers t , we would have been hard-pressed to do so. With the introduction of the inverse trigonometric functions, however, we are now in a position to solve these equations. A good parallel to keep in mind is how the square root function can be used to solve certain quadratic equations. The equation $x^2 = 4$ is a lot like $\sin(\theta) = \frac{1}{2}$ in that it has friendly, ‘common value’ answers $x = \pm 2$. The equation $x^2 = 7$, on the other hand, is a lot like $\sin(\theta) = \frac{1}{3}$. We know⁸ there are answers, but we can’t express them using ‘friendly’ numbers.⁹ To solve $x^2 = 7$, we make use of the square root

⁷Or, alternatively, setting the calculator to ‘degree’ mode.

⁸How do we know this again?

⁹This is all, of course, a matter of opinion. For the record, the authors find $\pm\sqrt{7}$ just as ‘nice’ as ± 2 .

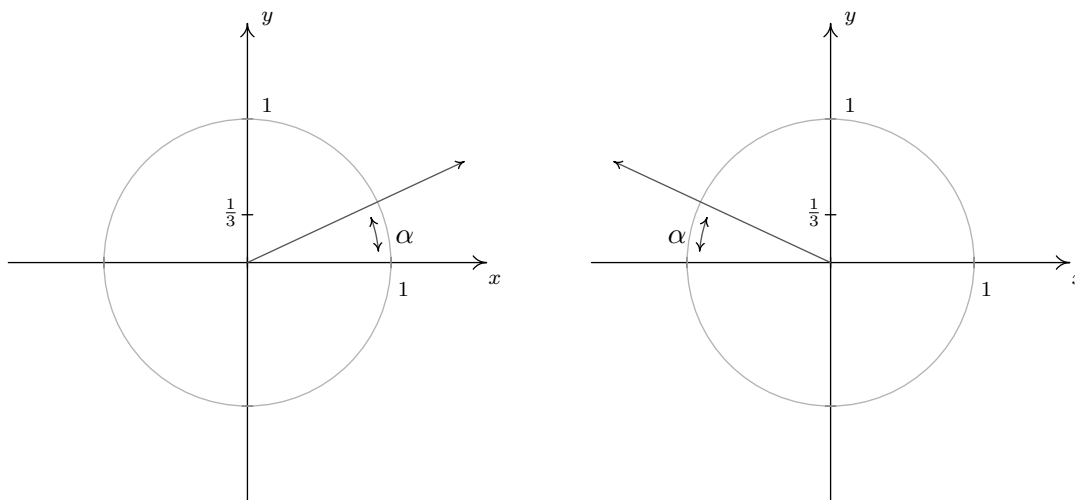
function and write $x = \pm\sqrt{7}$. We can certainly *approximate* these answers using a calculator, but as far as exact answers go, we leave them as $x = \pm\sqrt{7}$.¹⁰ In the same way, we will use the arcsine function to solve $\sin(\theta) = \frac{1}{3}$, as seen in the following example.

EXAMPLE 10.6.7. Solve the following equations.

1. Find all angles θ for which $\sin(\theta) = \frac{1}{3}$.
2. Find all real numbers t for which $\tan(t) = -2$
3. Solve $\sec(x) = -\frac{5}{3}$ for x .

SOLUTION.

1. If $\sin(\theta) = \frac{1}{3}$, then the terminal side of θ , when plotted in standard position, intersects the Unit Circle at $y = \frac{1}{3}$. Geometrically, we see that this happens at two places: in Quadrant I and Quadrant II.



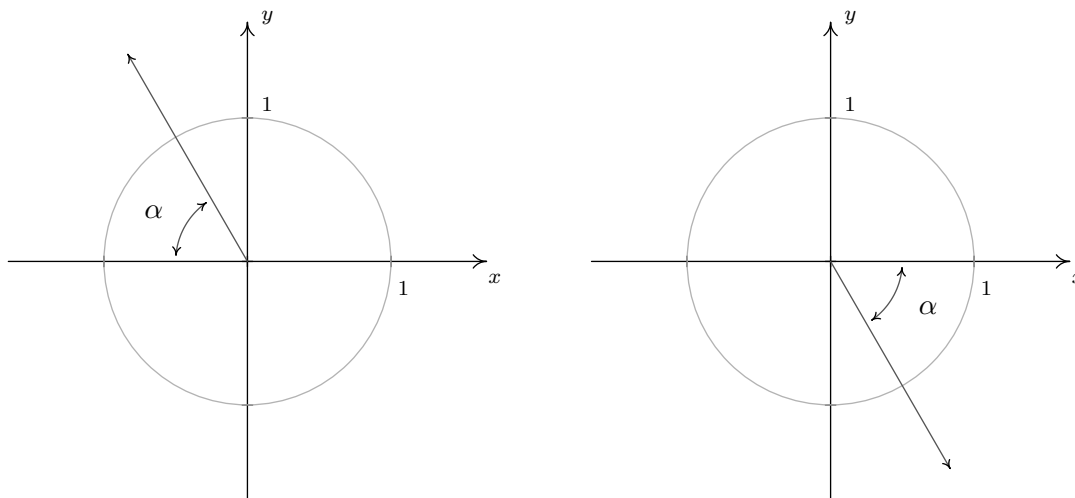
The quest now is to find the measures of these angles. Since $\frac{1}{3}$ isn't the sine of any of the 'common angles' discussed earlier, we are forced to use the inverse trigonometric functions, in this case the arcsine function, to express our answers. By definition, the real number $t = \arcsin\left(\frac{1}{3}\right)$ satisfies $0 < t < \frac{\pi}{2}$ with $\sin(t) = \frac{1}{3}$, so we know our solutions have a reference angle of $\alpha = \arcsin\left(\frac{1}{3}\right)$ radians. The solutions in Quadrant I are all coterminal with α and so our solution here is $\theta = \alpha + 2\pi k = \arcsin\left(\frac{1}{3}\right) + 2\pi k$ for integers k . Turning our attention to Quadrant II, one angle with a reference angle of α is $\pi - \alpha$. Hence, all solutions here are of the form $\theta = \pi - \alpha + 2\pi k = \pi - \arcsin\left(\frac{1}{3}\right) + 2\pi k$, for integers k .

2. Even though we are told t represents a real number, it we can visualize this problem in terms of angles on the Unit Circle, so at least mentally,¹¹ we cosmetically change the equation to

¹⁰We could solve $x^2 = 4$ using square roots as well to get $x = \pm\sqrt{4}$, but, we would simplify the answers to $x = \pm 2$.

¹¹In practice, this is done mentally, or in a classroom setting, verbally. Carl's penchant for pedantry wins out here.

$\tan(\theta) = -2$. Tangent is negative in two places: in Quadrant II and Quadrant IV. If we proceed as above using a reference angle approach, then the reference angle α must satisfy $0 < \alpha < \frac{\pi}{2}$ and $\tan(\alpha) = 2$. Such an angle is $\alpha = \arctan(2)$ radians. A Quadrant II angle with reference angle α is $\pi - \alpha$. Hence, the Quadrant II solutions to the equation are $\theta = \pi - \alpha + 2\pi k = \pi - \arctan(2) + 2\pi k$ for integers k . A Quadrant IV angle with reference angle α is $2\pi - \alpha$, so the Quadrant IV solutions are $\theta = 2\pi - \alpha + 2\pi k = 2\pi - \arctan(2) + 2\pi k$ for integers k . As we saw in Section 10.3, these solutions can be combined.¹² One way to describe all the solutions is $\theta = -\arctan(2) + \pi k$ for integers k . Remembering that we are solving for real numbers t and not angles θ measured in radians, we write our final answer as $t = -\arctan(2) + \pi k$ for integers k .

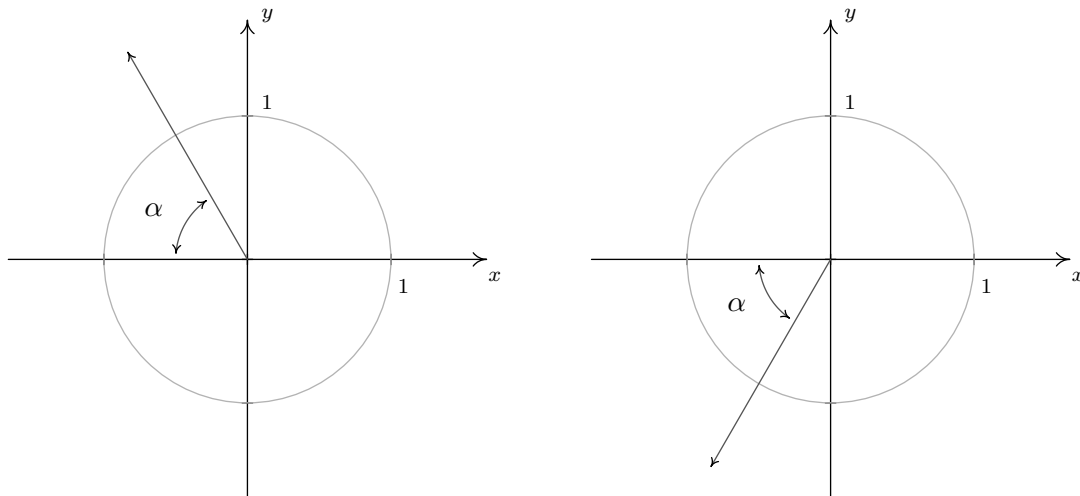


Alternatively, we can forgo the ‘angle’ approach altogether and we note that $\tan(t) = -2$ only once on its fundamental period $(-\frac{\pi}{2}, \frac{\pi}{2})$. By definition, this happens at the value $t = \arctan(-2)$. Since the period of tangent is π , we can capture all solutions by adding integer multiples of π and get our solution $t = \arctan(-2) + \pi k$ for integers k .

- The last equation we are asked to solve, $\sec(x) = -\frac{5}{3}$, poses two immediate problems. First, we are not told whether or not x represents an angle or a real number. We assume the latter, but note that, once again, we will use angles and the Unit Circle to solve the equation regardless. Second, as we have mentioned, there is no universally accepted range of the arcsecant function. For that reason, we adopt the advice given in Section 10.3 and convert this to the cosine problem $\cos(x) = -\frac{3}{5}$. Adopting an angle approach, we consider the equation $\cos(\theta) = -\frac{3}{5}$ and note our solutions lie in Quadrants II and III. The reference angle α satisfies $0 < \alpha < \frac{\pi}{2}$ with $\cos(\alpha) = \frac{3}{5}$. We look to the arccosine function for help. The real number $t = \arccos(\frac{3}{5})$ satisfies $0 < t < \frac{\pi}{2}$ and $\cos(t) = \frac{3}{5}$, so our reference angle is $\alpha = \arccos(\frac{3}{5})$ radians. Proceeding as before, we find the Quadrant II solutions to be $\theta = \pi - \alpha + 2\pi k = \pi - \arccos(\frac{3}{5}) + 2\pi k$ for integers k . In Quadrant III, one angle with reference angle α is $\pi + \alpha$, so our solutions here are $\theta = \pi + \alpha + 2\pi k = \pi + \arccos(\frac{3}{5}) + 2\pi k$ for

¹²When in doubt, write them out!

integers k . Passing back to real numbers, we state our solutions as $t = \pi - \arccos\left(\frac{3}{5}\right) + 2\pi k$ or $t = \pi + \arccos\left(\frac{3}{5}\right) + 2\pi k$ for integers k .



□

It is natural to wonder if it is possible to skip the ‘angle’ argument in number 3 as we did in number 2 in Example 10.6.7 above. It is true that one solution to $\cos(x) = -\frac{3}{5}$ is $x = \arccos\left(-\frac{3}{5}\right)$ and since the period of the cosine function is 2π , we can readily express one family of solutions as $x = \arccos\left(-\frac{3}{5}\right) + 2\pi k$ for integers k . The problem with this is that there is another family of solutions. While expressing this family of solutions in terms of $\arccos\left(-\frac{3}{5}\right)$ isn’t impossible, it certainly isn’t as intuitive as using a reference angle.¹³ In general, equations involving cosine and sine (and hence secant or cosecant) are usually best handled using the reference angle idea thinking geometrically to get the solutions which lie in the fundamental period $[0, 2\pi)$ and then add integer multiples of the period 2π to generate all of the coterminal answers and capture all of the solutions. With tangent and cotangent, we can ignore the angular roots of trigonometry altogether, invoke the appropriate inverse function, and then add integer multiples of the period, which in these cases is π . The reader is encouraged to check the answers found in Example 10.6.7 - both analytically and with the calculator (see Section 10.6.3). With practice, the inverse trigonometric functions will become as familiar to you as the square root function. Speaking of practice . . .

¹³In our humble opinion, of course!

10.6.5 EXERCISES

1. Find the exact value of the following.

(a) $\arcsin(-1)$

(b) $\arcsin\left(-\frac{\sqrt{3}}{2}\right)$

(c) $\arcsin\left(-\frac{\sqrt{2}}{2}\right)$

(d) $\arcsin\left(-\frac{1}{2}\right)$

(e) $\arcsin(0)$

(f) $\arcsin\left(\frac{1}{2}\right)$

(g) $\arcsin\left(\frac{\sqrt{2}}{2}\right)$

(h) $\arcsin\left(\frac{\sqrt{3}}{2}\right)$

(i) $\arcsin(1)$

2. Find the exact value of the following.

(a) $\arccos(-1)$

(b) $\arccos\left(-\frac{\sqrt{3}}{2}\right)$

(c) $\arccos\left(-\frac{\sqrt{2}}{2}\right)$

(d) $\arccos\left(-\frac{1}{2}\right)$

(e) $\arccos(0)$

(f) $\arccos\left(\frac{1}{2}\right)$

(g) $\arccos\left(\frac{\sqrt{2}}{2}\right)$

(h) $\arccos\left(\frac{\sqrt{3}}{2}\right)$

(i) $\arccos(1)$

3. Find the exact value of the following.

(a) $\arctan(-\sqrt{3})$

(b) $\arctan(-1)$

(c) $\arctan\left(-\frac{\sqrt{3}}{3}\right)$

(d) $\arctan(0)$

(e) $\arctan\left(\frac{\sqrt{3}}{3}\right)$

(f) $\arctan(1)$

(g) $\arctan(\sqrt{3})$

4. Find the exact value of the following.

(a) $\operatorname{arccot}(-\sqrt{3})$

(b) $\operatorname{arccot}(-1)$

(c) $\operatorname{arccot}\left(-\frac{\sqrt{3}}{3}\right)$

(d) $\operatorname{arccot}(0)$

(e) $\operatorname{arccot}\left(\frac{\sqrt{3}}{3}\right)$

(f) $\operatorname{arccot}(1)$

(g) $\operatorname{arccot}(\sqrt{3})$

5. Find the exact value of the following.

(a) $\operatorname{arcsec}(2)$

(b) $\operatorname{arccsc}(2)$

(c) $\operatorname{arcsec}(\sqrt{2})$

(d) $\operatorname{arccsc}(\sqrt{2})$

(e) $\operatorname{arcsec}\left(\frac{2\sqrt{3}}{3}\right)$

(f) $\operatorname{arccsc}\left(\frac{2\sqrt{3}}{3}\right)$

(g) $\operatorname{arcsec}(1)$

(h) $\operatorname{arccsc}(1)$

6. Assume that the range of $f(x) = \operatorname{arcsec}(x)$ is $\left[0, \frac{\pi}{2}\right) \cup \left[\pi, \frac{3\pi}{2}\right)$ when finding the exact value of the following.

(a) $\operatorname{arcsec}(-2)$

(b) $\operatorname{arcsec}(-\sqrt{2})$

(c) $\operatorname{arcsec}\left(-\frac{2\sqrt{3}}{3}\right)$

(d) $\operatorname{arcsec}(-1)$

7. Assume that the range of $f(x) = \operatorname{arccsc}(x)$ is $\left(0, \frac{\pi}{2}\right] \cup \left(\pi, \frac{3\pi}{2}\right]$ when finding the exact value of the following.

(a) $\operatorname{arccsc}(-2)$

(b) $\operatorname{arccsc}(-\sqrt{2})$

(c) $\operatorname{arccsc}\left(-\frac{2\sqrt{3}}{3}\right)$

(d) $\operatorname{arccsc}(-1)$

8. Repeat Exercise 6 using $\left[0, \frac{\pi}{2}\right) \cup \left(\frac{\pi}{2}, \pi\right]$ as the range of $f(x) = \operatorname{arcsec}(x)$.

(a) $\operatorname{arcsec}(-2)$

(b) $\operatorname{arcsec}(-\sqrt{2})$

(c) $\operatorname{arcsec}\left(-\frac{2\sqrt{3}}{3}\right)$

(d) $\operatorname{arcsec}(-1)$

9. Repeat Exercise 7 using $\left[-\frac{\pi}{2}, 0\right) \cup \left(0, \frac{\pi}{2}\right]$ as the range of $f(x) = \operatorname{arccsc}(x)$.

(a) $\operatorname{arccsc}(-2)$

(b) $\operatorname{arccsc}(-\sqrt{2})$

(c) $\operatorname{arccsc}\left(-\frac{2\sqrt{3}}{3}\right)$

(d) $\operatorname{arccsc}(-1)$

10. Find the exact value of the following or state that it is undefined.

(a) $\arcsin\left(\sin\left(\frac{7\pi}{6}\right)\right)$

(j) $\csc\left(\arccos\left(-\frac{5}{13}\right)\right)$

(b) $\sin\left(\arcsin\left(\frac{7\pi}{6}\right)\right)$

(k) $\sin\left(\arcsin\left(\frac{3}{5}\right) - \arctan\left(-\frac{24}{7}\right)\right)$

(c) $\arccos\left(\cos\left(-\frac{\pi}{4}\right)\right)$

(l) $\cos\left(2\arccos\left(\frac{3}{7}\right)\right)$

(d) $\arcsin\left(\sin\left(\frac{2\pi}{3}\right)\right)$

(m) $\sin\left(\frac{1}{2}\arctan\left(\frac{5}{12}\right)\right)$

(e) $\arctan\left(\tan\left(\frac{3\pi}{4}\right)\right)$

(n) $\tan\left(\arcsin\left(-\frac{4}{5}\right) + \arccos\left(\frac{12}{13}\right)\right)$

(f) $\cos(\arccos(\pi))$

(g) $\sec(\arccos(0))$

(o) $\cos\left(\frac{1}{2}\arcsin\left(\frac{28}{53}\right)\right)$

(h) $\tan\left(\arcsin\left(\frac{\sqrt{3}}{2}\right)\right)$

(p) $\sin\left(2\arccos\left(-\frac{24}{25}\right)\right)$

(i) $\cos\left(\arctan\left(\frac{3}{4}\right)\right)$

11. Rewrite the following as algebraic expressions of x and state the domain on which the equivalence is valid.

(a) $\sin(\arccos(x))$

(h) $\cos(2\arctan(x))$

(b) $\cos(\arctan(x))$

(i) $\sin(\arcsin(x) + \arccos(x))$

(c) $\tan(\arcsin(x))$

(j) $\cos(\arcsin(x) + \arctan(x))$

(d) $\sec(\arctan(x))$

(k) $\tan(2\arcsin(x))$

(e) $\csc(\arccos(x))$

(f) $\sin(2\arctan(x))$

(l) $\sin\left(\frac{1}{2}\arctan(x)\right)$

(g) $\sin(2\arccos(x))$

12. Show that $\operatorname{arcsec}(x) = \arccos\left(\frac{1}{x}\right)$ for $|x| \geq 1$ as long as we use $\left[0, \frac{\pi}{2}\right) \cup \left(\frac{\pi}{2}, \pi\right]$ as the range of $f(x) = \operatorname{arcsec}(x)$.

13. Show that $\operatorname{arccsc}(x) = \arcsin\left(\frac{1}{x}\right)$ for $|x| \geq 1$ as long as we use $\left[-\frac{\pi}{2}, 0\right) \cup \left(0, \frac{\pi}{2}\right]$ as the range of $f(x) = \operatorname{arccsc}(x)$.

14. Show that $\arcsin(x) + \arccos(x) = \frac{\pi}{2}$ for $-1 \leq x \leq 1$.

15. If $\sin(\theta) = \frac{x}{2}$ for $-\frac{\pi}{2} < \theta < \frac{\pi}{2}$, find an expression for $\theta + \sin(2\theta)$ in terms of x .

16. If $\tan(\theta) = \frac{x}{7}$ for $-\frac{\pi}{2} < \theta < \frac{\pi}{2}$, find an expression for $\frac{1}{2}\theta - \frac{1}{2}\sin(2\theta)$ in terms of x .
17. If $\sec(\theta) = \frac{x}{4}$ for $0 < \theta < \frac{\pi}{2}$, find an expression for $4\tan(\theta) - 4\theta$ in terms of x .
18. Solve the following equations using the techniques discussed in Example 10.6.7 then approximate the solutions which lie in the interval $[0, 2\pi)$ to four decimal places.

(a) $\sin(x) = \frac{7}{11}$

(i) $\sec(x) = \frac{3}{2}$

(b) $\cos(x) = -\frac{2}{9}$

(j) $\csc(x) = -\frac{90}{17}$

(c) $\sin(x) = -0.569$

(k) $\tan(x) = -\sqrt{10}$

(d) $\cos(x) = 0.117$

(e) $\sin(x) = 0.008$

(l) $\sin(x) = \frac{3}{8}$

(f) $\cos(x) = \frac{359}{360}$

(m) $\cos(x) = -\frac{7}{16}$

(g) $\tan(x) = 117$

(n) $\tan(x) = 0.03$

(h) $\cot(x) = -12$

19. Find the two acute angles in the right triangle whose sides have the given lengths. Express your answers using degree measure rounded to two decimal places.

(a) 3, 4 and 5

(b) 5, 12 and 13

(c) 336, 527 and 625

20. A guy wire 1000 feet long is attached to the top of a tower. When pulled taut it touches level ground 360 feet from the base of the tower. What angle does the wire make with the ground? Express your answer using degree measure rounded to one decimal place.
21. At Cliffs of Insanity Point, The Great Sasquatch Canyon is 7117 feet deep. From that point, a fire is seen at a location known to be 10 miles away from the base of the sheer canyon wall. What angle of depression is made by the line of sight from the canyon edge to the fire? Express your answer using degree measure rounded to one decimal place.
22. Shelving is being built at the Utility Muffin Research Library which is to be 14 inches deep. An 18-inch rod will be attached to the wall and the underside of the shelf at its edge away from the wall, forming a right triangle under the shelf to support it. What angle, to the nearest degree, will the rod make with the wall?
23. A parasailor is being pulled by a boat on Lake Ippizuti. The cable is 300 feet long and the parasailor is 100 feet above the surface of the water. What is the angle of elevation from the boat to the parasailor? Express your answer using degree measure rounded to one decimal place.

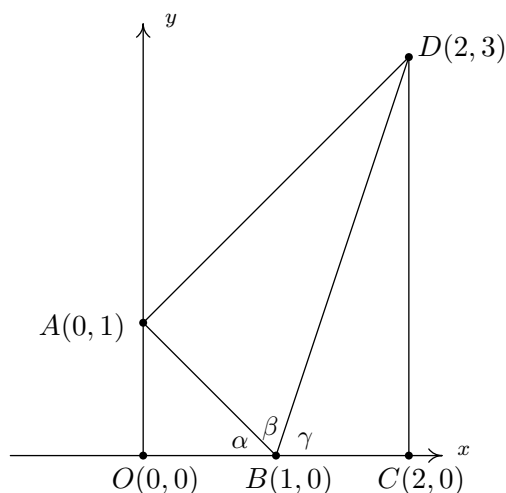
24. Rewrite the given functions as sinusoids of the form $S(x) = A \sin(\omega x + \phi)$ using Exercises 3 and 4 in Section 10.5 for reference. Approximate the value of ϕ (which is in radians, of course) to four decimal places.

(a) $f(x) = 2 \sin(x) - \cos(x)$

(b) $g(x) = 5 \sin(3x) + 12 \cos(3x)$

25. Discuss with your classmates why $\arcsin\left(\frac{1}{2}\right) \neq 30^\circ$.

26. Use the following picture to show that $\arctan(1) + \arctan(2) + \arctan(3) = \pi$.



- (a) Clearly $\triangle AOB$ and $\triangle BCD$ are right triangles because the line through O and A and the line through C and D are perpendicular to the x -axis. Use the distance formula to show that $\triangle BAD$ is also a right triangle (with $\angle BAD$ being the right angle) by showing that the sides of the triangle satisfy the Pythagorean Theorem.
- (b) Use $\triangle AOB$ to show that $\alpha = \arctan(1)$
- (c) Use $\triangle BAD$ to show that $\beta = \arctan(2)$
- (d) Use $\triangle BCD$ to show that $\gamma = \arctan(3)$
- (e) Use the fact that O , B and C all lie on the x -axis to conclude that $\alpha + \beta + \gamma = \pi$. Thus $\arctan(1) + \arctan(2) + \arctan(3) = \pi$.

10.6.6 ANSWERS

1. (a) $\arcsin(-1) = -\frac{\pi}{2}$

(b) $\arcsin\left(-\frac{\sqrt{3}}{2}\right) = -\frac{\pi}{3}$

(c) $\arcsin\left(-\frac{\sqrt{2}}{2}\right) = -\frac{\pi}{4}$

(d) $\arcsin\left(-\frac{1}{2}\right) = -\frac{\pi}{6}$

(e) $\arcsin(0) = 0$

2. (a) $\arccos(-1) = \pi$

(b) $\arccos\left(-\frac{\sqrt{3}}{2}\right) = \frac{5\pi}{6}$

(c) $\arccos\left(-\frac{\sqrt{2}}{2}\right) = \frac{3\pi}{4}$

(d) $\arccos\left(-\frac{1}{2}\right) = \frac{2\pi}{3}$

(e) $\arccos(0) = \frac{\pi}{2}$

3. (a) $\arctan(-\sqrt{3}) = -\frac{\pi}{3}$

(b) $\arctan(-1) = -\frac{\pi}{4}$

(c) $\arctan\left(-\frac{\sqrt{3}}{3}\right) = -\frac{\pi}{6}$

(d) $\arctan(0) = 0$

4. (a) $\operatorname{arccot}(-\sqrt{3}) = \frac{5\pi}{6}$

(b) $\operatorname{arccot}(-1) = \frac{3\pi}{4}$

(c) $\operatorname{arccot}\left(-\frac{\sqrt{3}}{3}\right) = \frac{2\pi}{3}$

(d) $\operatorname{arccot}(0) = \frac{\pi}{2}$

5. (a) $\operatorname{arcsec}(2) = \frac{\pi}{3}$

(b) $\operatorname{arccsc}(2) = \frac{\pi}{6}$

(f) $\arcsin\left(\frac{1}{2}\right) = \frac{\pi}{6}$

(g) $\arcsin\left(\frac{\sqrt{2}}{2}\right) = \frac{\pi}{4}$

(h) $\arcsin\left(\frac{\sqrt{3}}{2}\right) = \frac{\pi}{3}$

(i) $\arcsin(1) = \frac{\pi}{2}$

(f) $\arccos\left(\frac{1}{2}\right) = \frac{\pi}{3}$

(g) $\arccos\left(\frac{\sqrt{2}}{2}\right) = \frac{\pi}{4}$

(h) $\arccos\left(\frac{\sqrt{3}}{2}\right) = \frac{\pi}{6}$

(i) $\arccos(1) = 0$

(e) $\arctan\left(\frac{\sqrt{3}}{3}\right) = \frac{\pi}{6}$

(f) $\arctan(1) = \frac{\pi}{4}$

(g) $\arctan(\sqrt{3}) = \frac{\pi}{3}$

(e) $\operatorname{arccot}\left(\frac{\sqrt{3}}{3}\right) = \frac{\pi}{3}$

(f) $\operatorname{arccot}(1) = \frac{\pi}{4}$

(g) $\operatorname{arccot}(\sqrt{3}) = \frac{\pi}{6}$

(c) $\operatorname{arcsec}(\sqrt{2}) = \frac{\pi}{4}$

(d) $\operatorname{arccsc}(\sqrt{2}) = \frac{\pi}{4}$

- (e) $\operatorname{arcsec} \left(\frac{2\sqrt{3}}{3} \right) = \frac{\pi}{6}$
- (f) $\operatorname{arccsc} \left(\frac{2\sqrt{3}}{3} \right) = \frac{\pi}{3}$
6. (a) $\operatorname{arcsec}(-2) = \frac{4\pi}{3}$
- (b) $\operatorname{arcsec}(-\sqrt{2}) = \frac{5\pi}{4}$
7. (a) $\operatorname{arccsc}(-2) = \frac{7\pi}{6}$
- (b) $\operatorname{arccsc}(-\sqrt{2}) = \frac{5\pi}{4}$
8. (a) $\operatorname{arcsec}(-2) = \frac{2\pi}{3}$
- (b) $\operatorname{arcsec}(-\sqrt{2}) = \frac{3\pi}{4}$
9. (a) $\operatorname{arccsc}(-2) = -\frac{\pi}{6}$
- (b) $\operatorname{arccsc}(-\sqrt{2}) = -\frac{\pi}{4}$
10. (a) $\arcsin \left(\sin \left(\frac{7\pi}{6} \right) \right) = -\frac{\pi}{6}$
- (b) $\sin \left(\arcsin \left(\frac{7\pi}{6} \right) \right)$ is und.
- (c) $\arccos \left(\cos \left(-\frac{\pi}{4} \right) \right) = \frac{3\pi}{4}$
- (d) $\arcsin \left(\sin \left(\frac{2\pi}{3} \right) \right) = \frac{\pi}{3}$
- (e) $\arctan \left(\tan \left(\frac{3\pi}{4} \right) \right) = -\frac{\pi}{4}$
- (f) $\cos(\arccos(\pi))$ is und.
- (g) $\sec(\arccos(0))$ is und.
- (h) $\tan \left(\arcsin \left(\frac{\sqrt{3}}{2} \right) \right) = \sqrt{3}$
- (i) $\cos \left(\arctan \left(\frac{3}{4} \right) \right) = \frac{4}{5}$
- (g) $\operatorname{arcsec}(1) = 0$
- (h) $\operatorname{arccsc}(1) = \frac{\pi}{2}$
- (c) $\operatorname{arcsec} \left(-\frac{2\sqrt{3}}{3} \right) = \frac{7\pi}{6}$
- (d) $\operatorname{arcsec}(-1) = \pi$
- (c) $\operatorname{arccsc} \left(-\frac{2\sqrt{3}}{3} \right) = \frac{4\pi}{3}$
- (d) $\operatorname{arccsc}(-1) = \frac{3\pi}{2}$
- (c) $\operatorname{arcsec} \left(-\frac{2\sqrt{3}}{3} \right) = \frac{5\pi}{6}$
- (d) $\operatorname{arcsec}(-1) = \pi$
- (c) $\operatorname{arccsc} \left(-\frac{2\sqrt{3}}{3} \right) = -\frac{\pi}{3}$
- (d) $\operatorname{arccsc}(-1) = -\frac{\pi}{2}$
- (j) $\csc \left(\arccos \left(-\frac{5}{13} \right) \right) = \frac{13}{12}$
- (k) $\sin \left(\arcsin \left(\frac{3}{5} \right) - \arctan \left(-\frac{24}{7} \right) \right) = \frac{117}{125}$
- (l) $\cos \left(2 \arccos \left(\frac{3}{7} \right) \right) = -\frac{31}{49}$
- (m) $\sin \left(\frac{1}{2} \arctan \left(\frac{5}{12} \right) \right) = \sqrt{\frac{1}{26}}$
- (n) $\tan \left(\arcsin \left(-\frac{4}{5} \right) + \arccos \left(\frac{12}{13} \right) \right) = -\frac{33}{56}$
- (o) $\cos \left(\frac{1}{2} \arcsin \left(\frac{28}{53} \right) \right) = \sqrt{\frac{49}{53}}$
- (p) $\sin \left(2 \arccos \left(-\frac{24}{25} \right) \right) = -\frac{336}{625}$

11.

$$(a) \sin(\arccos(x)) = \sqrt{1-x^2} \quad \text{for } -1 \leq x \leq 1$$

$$(e) \csc(\arccos(x)) = \frac{1}{\sqrt{1-x^2}} \quad \text{for } -1 < x < 1$$

$$(b) \cos(\arctan(x)) = \frac{1}{\sqrt{1+x^2}} \quad \text{for all } x$$

$$(f) \sin(2\arctan(x)) = \frac{2x}{x^2+1} \quad \text{for all } x$$

$$(c) \tan(\arcsin(x)) = \frac{x}{\sqrt{1-x^2}} \quad \text{for } -1 < x < 1$$

$$(g) \sin(2\arccos(x)) = 2x\sqrt{1-x^2} \quad \text{for } -1 \leq x \leq 1$$

$$(d) \sec(\arctan(x)) = \sqrt{1+x^2} \quad \text{for all } x$$

$$(h) \cos(2\arctan(x)) = \frac{1-x^2}{1+x^2} \quad \text{for all } x$$

$$(i) \sin(\arcsin(x) + \arccos(x)) = 1 \quad \text{for } -1 \leq x \leq 1$$

$$(j) \cos(\arcsin(x) + \arctan(x)) = \frac{\sqrt{1-x^2} - x^2}{\sqrt{1+x^2}} \quad \text{for } -1 \leq x \leq 1$$

$$(k) \tan(2\arcsin(x)) = \frac{2x\sqrt{1-x^2}}{1-2x^2} \quad \text{for } x \text{ in } \left(-1, -\frac{\sqrt{2}}{2}\right) \cup \left(-\frac{\sqrt{2}}{2}, \frac{\sqrt{2}}{2}\right) \cup \left(\frac{\sqrt{2}}{2}, 1\right)^{14}$$

$$(l) \sin\left(\frac{1}{2}\arctan(x)\right) = \begin{cases} \sqrt{\frac{\sqrt{x^2+1}-1}{2\sqrt{x^2+1}}} & \text{for } x \geq 0 \\ -\sqrt{\frac{\sqrt{x^2+1}-1}{2\sqrt{x^2+1}}} & \text{for } x < 0 \end{cases}$$

$$15. \text{ If } \sin(\theta) = \frac{x}{2} \text{ for } -\frac{\pi}{2} < \theta < \frac{\pi}{2}, \text{ then } \theta + \sin(2\theta) = \arcsin\left(\frac{x}{2}\right) + \frac{x\sqrt{4-x^2}}{2}$$

$$16. \text{ If } \tan(\theta) = \frac{x}{7} \text{ for } -\frac{\pi}{2} < \theta < \frac{\pi}{2}, \text{ then } \frac{1}{2}\theta - \frac{1}{2}\sin(2\theta) = \frac{1}{2}\arctan\left(\frac{x}{7}\right) - \frac{7x}{x^2+49}$$

$$17. \text{ If } \sec(\theta) = \frac{x}{4} \text{ for } 0 < \theta < \frac{\pi}{2}, \text{ then } 4\tan(\theta) - 4\theta = \sqrt{x^2-16} - 4\operatorname{arcsec}\left(\frac{x}{4}\right)$$

$$18. (a) x = \arcsin\left(\frac{7}{11}\right) + 2k\pi \text{ or } x = \pi - \arcsin\left(\frac{7}{11}\right) + 2k\pi \\ \text{In } [0, 2\pi), x \approx 0.6898, 2.4518$$

$$(b) x = \pi - \arccos\left(\frac{2}{9}\right) + 2k\pi \text{ or } x = \pi + \arccos\left(\frac{2}{9}\right) + 2k\pi \\ \text{In } [0, 2\pi), x \approx 1.7949, 4.4883$$

$$(c) x = \pi + \arcsin(0.569) + 2k\pi \text{ or } x = 2\pi - \arcsin(0.569) + 2k\pi \\ \text{In } [0, 2\pi), x \approx 3.7469, 5.6779$$

¹⁴The equivalence for $x = \pm 1$ can be verified independently of the derivation of the formula, but Calculus is required to fully understand what is happening at those x values. You'll see what we mean when you work through the details of the identity for $\tan(2t)$. For now, we exclude $x = \pm 1$ from our answer.

(d) $x = \arccos(0.117) + 2k\pi$ or $x = 2\pi - \arccos(0.117) + 2k\pi$
 In $[0, 2\pi)$, $x \approx 1.4535, 4.8297$

(e) $x = \arcsin(0.008) + 2k\pi$ or $x = \pi - \arcsin(0.008) + 2k\pi$
 In $[0, 2\pi)$, $x \approx 0.0080, 3.1336$

(f) $x = \arccos\left(\frac{359}{360}\right) + 2k\pi$ or $x = 2\pi - \arccos\left(\frac{359}{360}\right) + 2k\pi$
 In $[0, 2\pi)$, $x \approx 0.0746, 6.2086$

(g) $x = \arctan(117) + k\pi$
 In $[0, 2\pi)$, $x \approx 1.5622, 4.7038$

(h) $x = \operatorname{arccot}(-12) + k\pi$
 In $[0, 2\pi)$, $x \approx 3.0585, 6.2000$

(i) $x = \arccos\left(\frac{2}{3}\right) + 2k\pi$ or $x = 2\pi - \arccos\left(\frac{2}{3}\right) + 2k\pi$
 In $[0, 2\pi)$, $x \approx 0.8411, 5.4422$

(j) $x = \pi + \arcsin\left(\frac{17}{90}\right) + 2k\pi$ or $x = 2\pi - \arcsin\left(\frac{17}{90}\right) + 2k\pi$
 In $[0, 2\pi)$, $x \approx 3.3316, 6.0932$

(k) $x = \arctan(-\sqrt{10}) + k\pi$
 In $[0, 2\pi)$, $x \approx 1.8771, 5.0187$

(l) $x = \arcsin\left(\frac{3}{8}\right) + 2k\pi$ or $x = \pi - \arcsin\left(\frac{3}{8}\right) + 2k\pi$
 In $[0, 2\pi)$, $x \approx 0.3844, 2.7572$

(m) $x = \pi - \arccos\left(\frac{7}{16}\right) + 2k\pi$ or $x = \pi + \arccos\left(\frac{7}{16}\right) + 2k\pi$
 In $[0, 2\pi)$, $x \approx 2.0236, 4.2596$

(n) $x = \arctan(0.03) + k\pi$
 In $[0, 2\pi)$, $x \approx 0.0300, 3.1716$

19. (a) 36.87° and 53.13° (b) 22.62° and 67.38° (c) 32.52° and 57.48°

20. 68.9°

21. 7.7°

22. 51°

23. 19.5°

24. (a) $f(x) = 2\sin(x) - \cos(x) = \sqrt{5}\sin(x + 5.8195)$

(b) $g(x) = 5\sin(3x) + 12\cos(3x) = 13\sin(3x + 1.1760)$

10.7 TRIGONOMETRIC EQUATIONS AND INEQUALITIES

In Sections 10.2, 10.3 and most recently 10.6, we solved some basic equations involving the trigonometric functions. In these cases, the equations were of the form $T(x) = c$ where $T(x)$ is some circular function, x is a real number (or equivalently, an angle measuring x radians) and c is a real number ostensibly in the range of T .¹ We summarize how to solve these equations below.

Strategies for Solving Basic Equations Involving Trigonometric Functions

To solve equations of the form $T(x) = c$

- If $T(x) = \cos(x)$ or $T(x) = \sin(x)$, solve the equation for x on $[0, 2\pi)$ and add integer multiples of the period 2π .

NOTE: If the arccosine or arcsine is needed, consider using the ‘reference angle’ approach as demonstrated in Example 10.6.7 numbers 1 and 3.

- If $T(x) = \sec(x)$ or $T(x) = \csc(x)$, convert to cosine or sine, respectively, and solve as above.
- If $T(x) = \tan(x)$, solve for x on $(-\frac{\pi}{2}, \frac{\pi}{2})$, using the arctangent as needed, and add integer multiples of the period π .
- If $T(x) = \cot(x)$, solve for x on $(0, \pi)$, using the arccotangent as needed, and add integer multiples of the period π .

Using the above guidelines, we can comfortably solve $\sin(x) = \frac{1}{2}$ and find the solution $x = \frac{\pi}{6} + 2\pi k$ or $x = \frac{5\pi}{6} + 2\pi k$ for integers k . How do we solve something like $\sin(3x) = \frac{1}{2}$? One approach is to solve the equation for the *argument*² of the sine function, in this case $3x$, to get $3x = \frac{\pi}{6} + 2\pi k$ or $3x = \frac{5\pi}{6} + 2\pi k$ for integers k . To solve for x , we divide the expression through by 3 and obtain $x = \frac{\pi}{18} + \frac{2\pi}{3}k$ or $x = \frac{5\pi}{18} + \frac{2\pi}{3}k$ for integers k . This is the technique employed in the example below.

EXAMPLE 10.7.1. Solve the following equations and check your answers analytically. List the solutions which lie in the interval $[0, 2\pi)$ and verify them using a graphing utility.

1. $\cos(2x) = -\frac{\sqrt{3}}{2}$

3. $\cot(3x) = 0$

5. $\tan\left(\frac{x}{2}\right) = -3$

2. $\csc\left(\frac{1}{3}x - \pi\right) = \sqrt{2}$

4. $\sec^2(x) = 4$

6. $\sin(2x) = 0.87$

SOLUTION.

1. On the interval $[0, 2\pi)$, there are two values with cosine $-\frac{\sqrt{3}}{2}$, namely $\frac{5\pi}{6}$ and $\frac{7\pi}{6}$. Hence, we begin solving $\cos(2x) = -\frac{\sqrt{3}}{2}$ by setting the argument $2x$ equal to these values and add multiples of 2π (the period of cosine) which yields $2x = \frac{5\pi}{6} + 2\pi k$ or $2x = \frac{7\pi}{6} + 2\pi k$ for integers k . Solving for x gives $x = \frac{5\pi}{12} + \pi k$ or $x = \frac{7\pi}{12} + \pi k$ for integers k . To check these answers analytically, we substitute them into the original equation. For any integer k we have

¹If c is isn't in the range of T , the equation has no real solutions.

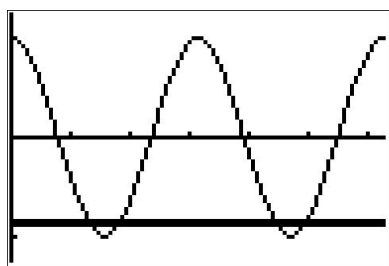
²See the comments at the beginning of Section 10.5 for a review of this concept.

$$\begin{aligned}
 \cos\left(2\left[\frac{5\pi}{12} + \pi k\right]\right) &= \cos\left(\frac{5\pi}{6} + 2\pi k\right) \\
 &= \cos\left(\frac{5\pi}{6}\right) \quad (\text{the period of cosine is } 2\pi.) \\
 &= -\frac{\sqrt{3}}{2}
 \end{aligned}$$

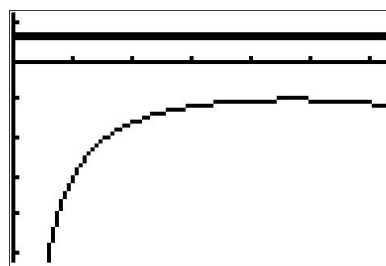
Similarly, we find $\cos\left(2\left[\frac{7\pi}{12} + \pi k\right]\right) = \cos\left(\frac{7\pi}{6} + 2\pi k\right) = \cos\left(\frac{7\pi}{6}\right) = -\frac{\sqrt{3}}{2}$. To determine which of our solutions lie in $[0, 2\pi)$, we substitute integer values for k . The solutions we keep come from the values of $k = 0$ and $k = 1$ and are $x = \frac{5\pi}{12}$, $\frac{7\pi}{12}$, $\frac{17\pi}{12}$ and $\frac{19\pi}{12}$. To confirm these answers graphically, we plot $y = \cos(2x)$ and $y = -\frac{\sqrt{3}}{2}$ over $[0, 2\pi)$ and examine where these two graphs intersect. We see that the x -coordinates of the intersection points correspond to our exact answers.

2. As we saw in Section 10.3, equations involving cosecant are usually best handled by converting the cosecants to sines. Hence, we rewrite $\csc\left(\frac{1}{3}x - \pi\right) = \sqrt{2}$ as $\sin\left(\frac{1}{3}x - \pi\right) = \frac{1}{\sqrt{2}} = \frac{\sqrt{2}}{2}$.

There are two values in $[0, 2\pi)$ with sine $\frac{\sqrt{2}}{2}$: $\frac{\pi}{4}$ and $\frac{3\pi}{4}$. Since the period of sine is 2π , we get $\frac{1}{3}x - \pi = \frac{\pi}{4} + 2\pi k$ or $\frac{1}{3}x - \pi = \frac{3\pi}{4} + 2\pi k$ for integers k . Solving for x , we get our general solution $x = \frac{15\pi}{4} + 6\pi k$ or $x = \frac{21\pi}{4} + 6\pi k$ for integers k . Checking these answers, we get that for any integer k , $\csc\left(\frac{1}{3}\left[\frac{15\pi}{4} + 6\pi k\right] - \pi\right) = \csc\left(\frac{5\pi}{4} + 2\pi k - \pi\right) = \csc\left(\frac{\pi}{4} + 2\pi k\right) = \csc\left(\frac{\pi}{4}\right) = \sqrt{2}$ and $\csc\left(\frac{1}{3}\left[\frac{21\pi}{4} + 6\pi k\right] - \pi\right) = \csc\left(\frac{7\pi}{4} + 2\pi k - \pi\right) = \csc\left(\frac{3\pi}{4} + 2\pi k\right) = \csc\left(\frac{3\pi}{4}\right) = \sqrt{2}$. Despite having infinitely many solutions, we find that *none* of them lie in $[0, 2\pi)$. To verify this graphically, we use a reciprocal identity to rewrite the cosecant as a sine and we find that $y = \frac{1}{\sin\left(\frac{1}{3}x - \pi\right)}$ and $y = \sqrt{2}$ do not intersect over the interval $[0, 2\pi)$.



$y = \cos(2x)$ and $y = -\frac{\sqrt{3}}{2}$

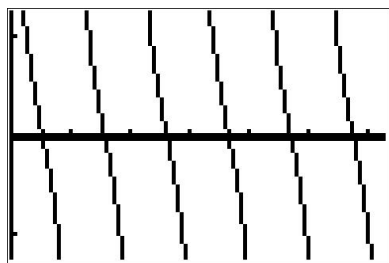


$y = \frac{1}{\sin\left(\frac{1}{3}x - \pi\right)}$ and $y = \sqrt{2}$

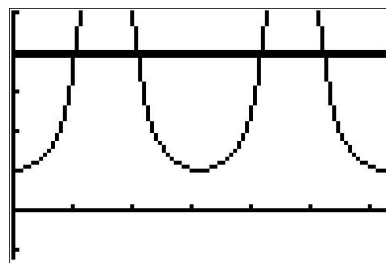
3. In the interval $(0, \pi)$, only one value, $\frac{\pi}{2}$, has a cotangent of 0. Since the period of cotangent is π , the solutions to $\cot(3x) = 0$ are $3x = \frac{\pi}{2} + \pi k$ for integers k . Solving for x yields $x = \frac{\pi}{6} + \frac{\pi}{3}k$. Checking our answers, we have that for any integer k , $\cot\left(3\left[\frac{\pi}{6} + \frac{\pi}{3}k\right]\right) = \cot\left(\frac{\pi}{2} + \pi k\right) = \cot\left(\frac{\pi}{2}\right) = 0$. As k runs through the integers, we obtain six answers, corresponding to $k = 0$ through $k = 5$, which lie in $[0, 2\pi)$: $x = \frac{\pi}{6}$, $\frac{\pi}{2}$, $\frac{5\pi}{6}$, $\frac{7\pi}{6}$, $\frac{3\pi}{2}$ and $\frac{11\pi}{6}$. To confirm these graphically, we must be careful. On many calculators, there is no function button for cotangent. We

choose³ to use the quotient identity $\cot(3x) = \frac{\cos(3x)}{\sin(3x)}$. Graphing $y = \frac{\cos(3x)}{\sin(3x)}$ and $y = 0$ (the x -axis), we see that the x -coordinates of the intersection points approximately match our solutions.

4. To solve $\sec^2(x) = 4$, we first extract square roots to get $\sec(x) = \pm 2$. Converting to cosines, we have $\cos(x) = \pm \frac{1}{2}$. For $\cos(x) = \frac{1}{2}$, we get $x = \frac{\pi}{3} + 2\pi k$ or $x = \frac{5\pi}{3} + 2\pi k$ for integers k . For $\cos(x) = -\frac{1}{2}$, we get $x = \frac{2\pi}{3} + 2\pi k$ or $x = \frac{4\pi}{3} + 2\pi k$ for integers k . Taking a step back,⁴ we realize that these solutions can be combined because $\frac{\pi}{3}$ and $\frac{4\pi}{3}$ are π units apart as are $\frac{2\pi}{3}$ and $\frac{5\pi}{3}$. Hence, we may rewrite our solutions as $x = \frac{\pi}{3} + \pi k$ and $x = \frac{2\pi}{3} + \pi k$ for integers k . Now, depending on the integer k , $\sec\left(\frac{\pi}{3} + \pi k\right)$ doesn't always equal $\sec\left(\frac{\pi}{3}\right)$. However, it is true that for all integers k , $\sec\left(\frac{\pi}{3} + \pi k\right) = \pm \sec\left(\frac{\pi}{3}\right) = \pm 2$. (Can you show this?) As a result, $\sec^2\left(\frac{\pi}{3} + \pi k\right) = (\pm 2)^2 = 4$ for all integers k . The same holds for the family $x = \frac{2\pi}{3} + \pi k$. The solutions which lie in $[0, 2\pi)$ come from the values $k = 0$ and $k = 1$, namely $x = \frac{\pi}{3}$, $\frac{2\pi}{3}$, $\frac{4\pi}{3}$ and $\frac{5\pi}{3}$. To confirm graphically, we use a reciprocal identity to rewrite the secant as cosine. The x -coordinates of the intersection points of $y = \frac{1}{(\cos(x))^2}$ and $y = 4$ verify our answers.



$$y = \frac{\cos(3x)}{\sin(3x)} \text{ and } y = 0$$



$$y = \frac{1}{\cos^2(x)} \text{ and } y = 4$$

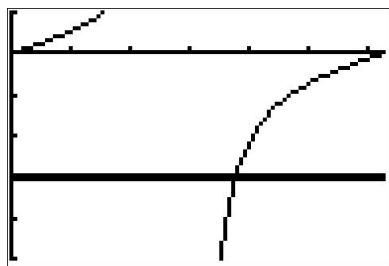
5. Our first step in solving $\tan\left(\frac{x}{2}\right) = -3$ is to consider values in the interval $\left(-\frac{\pi}{2}, \frac{\pi}{2}\right)$ with a tangent of -3 . Since -3 isn't among the 'common values' for tangent, we need the arctangent function. The period of the tangent function is π , so we get $\frac{x}{2} = \arctan(-3) + \pi k$ for integers k . Multiplying through by 2 gives us our solution $x = 2 \arctan(-3) + 2\pi k$ for integers k . To check our answer, we note that for any integer k , $\tan\left(\frac{2 \arctan(-3) + 2\pi k}{2}\right) = \tan(\arctan(-3) + \pi k) = \tan(\arctan(-3)) = -3$. To determine which of our answers lie in the interval $[0, 2\pi)$, we begin substituting integers k into the expression $x = 2 \arctan(-3) + 2\pi k$. When $k = 0$, we get $x = 2 \arctan(-3)$. Since $-3 < 0$, $-\frac{\pi}{2} < \arctan(-3) < 0$, so multiplying through by 2 tells us $-\pi < 2 \arctan(-3) < 0$ which is not in the range $[0, 2\pi)$. Hence, we discard this answer along with all other answers obtained for $k < 0$. Starting with the positive integers, for $k = 1$ we find $x = 2 \arctan(-3) + 2\pi$. Since $-\pi < 2 \arctan(-3) < 0$, we get that $x = 2 \arctan(-3) + 2\pi$ is between π and 2π , so we keep this solution. For $k = 2$, we get $x = 2 \arctan(-3) + 4\pi$, and

³The reader is encouraged to see what happens if we had chosen the reciprocal identity $\cot(3x) = \frac{1}{\tan(3x)}$ instead. The graph on the calculator *appears* identical, but what happens when you try to find the intersection points?

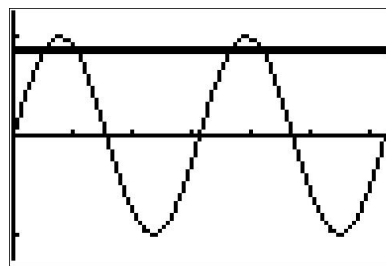
⁴Geometrically, we are finding the measures of all angles with a reference angle of $\frac{\pi}{3}$. Once again, visualizing these numbers as angles in radian measure can help us literally 'see' how these two families of solutions are related.

since $2 \arctan(-3) > -\pi$, $x = 2 \arctan(-3) + 4\pi > 3\pi > 2\pi$ so it is outside the range $[0, 2\pi)$. Hence we discard it, and all of the solutions corresponding to $k > 2$ as well. Graphically, we see $y = \tan\left(\frac{x}{2}\right)$ and $y = -3$ intersect only once on $[0, 2\pi)$, and the calculator gives the same decimal approximation for both $x = 2 \arctan(-3) + 2\pi$ and the x -coordinate of the lone intersection point, which is $x \approx 3.7851$.

6. As 0.87 isn't one of the 'common' values for sine, we'll need to use the arcsine function to solve $\sin(2x) = 0.87$. There are two values in $[0, 2\pi)$ with a sine of 0.87: $\arcsin(0.87)$ and $\pi - \arcsin(0.87)$. Since the period of sine is 2π , we get $2x = \arcsin(0.87) + 2\pi k$ or $2x = \pi - \arcsin(0.87) + 2\pi k$ for integers k . Solving for x , we find $x = \frac{1}{2}\arcsin(0.87) + \pi k$ or $x = \frac{\pi}{2} - \frac{1}{2}\arcsin(0.87) + \pi k$ for integers k . To check, we note that for integers k , $\sin\left(2\left[\frac{1}{2}\arcsin(0.87) + \pi k\right]\right) = \sin(\arcsin(0.87) + 2\pi k) = \sin(\arcsin(0.87)) = 0.87$ and $\sin\left(2\left[\frac{\pi}{2} - \frac{1}{2}\arcsin(0.87) + \pi k\right]\right) = \sin(\pi - \arcsin(0.87) + 2\pi k) = \sin(\pi - \arcsin(0.87)) = 0.87$. We now need to determine which of our solutions lie in $[0, 2\pi)$. Starting with the family of solutions $x = \frac{1}{2}\arcsin(0.87) + \pi k$, we find $k = 0$ gives $x = \frac{1}{2}\arcsin(0.87)$. Since $0.87 > 0$, we know that $0 < \arcsin(0.87) < \frac{\pi}{2}$. Dividing through by 2 gives $0 < \frac{1}{2}\arcsin(0.87) < \frac{\pi}{4}$. Hence $x = \frac{1}{2}\arcsin(0.87)$ lies in the interval $[0, 2\pi)$. Next, we let $k = 1$ and get $x = \frac{1}{2}\arcsin(0.87) + \pi$. Since $0 < \frac{1}{2}\arcsin(0.87) < \frac{\pi}{4}$, $x = \frac{1}{2}\arcsin(0.87) + \pi$ is between π and $\frac{5\pi}{4}$, so we keep this answer as well. When $k = 2$, we get $x = \frac{1}{2}\arcsin(0.87) + 2\pi$. Since $\frac{1}{2}\arcsin(0.87) > 0$, $x = \frac{1}{2}\arcsin(0.87) + 2\pi > 2\pi$, so we discard this answer along with all answers corresponding to $k > 2$. Since k represents an *integer*, we need to allow negative values of k as well. For $k = -1$, we get $x = \frac{1}{2}\arcsin(0.87) - \pi$, and since $\frac{1}{2}\arcsin(0.87) < \frac{\pi}{4}$, $x = \frac{1}{2}\arcsin(0.87) - \pi < 0$, so it is not in $[0, 2\pi)$. We can safely disregard the answers corresponding to $k < -1$ as well. Next, we move to the family of solutions $x = \frac{\pi}{2} - \frac{1}{2}\arcsin(0.87) + \pi k$ for integers k . For $k = 0$, we get $x = \frac{\pi}{2} - \frac{1}{2}\arcsin(0.87)$. Since $0 < \frac{1}{2}\arcsin(0.87) < \frac{\pi}{4}$, $x = \frac{\pi}{2} - \frac{1}{2}\arcsin(0.87)$ lies between $\frac{\pi}{4}$ and $\frac{\pi}{2}$ so it lies in the specified range of $[0, 2\pi)$. Advancing to $k = 1$, we get $x = \frac{\pi}{2} - \frac{1}{2}\arcsin(0.87) + \pi = \frac{3\pi}{2} - \frac{1}{2}\arcsin(0.87)$. Since $0 < \frac{1}{2}\arcsin(0.87) < \frac{\pi}{4}$, $x = \frac{3\pi}{2} - \frac{1}{2}\arcsin(0.87)$ is between $\frac{5\pi}{4}$ and $\frac{3\pi}{2}$, well within the range $[0, 2\pi)$ so we keep it. For $k = 2$, we find $x = \frac{\pi}{2} - \frac{1}{2}\arcsin(0.87) + 2\pi = \frac{5\pi}{2} - \frac{1}{2}\arcsin(0.87)$. Since $\frac{1}{2}\arcsin(0.87) < \frac{\pi}{4}$, $x = \frac{5\pi}{2} - \frac{1}{2}\arcsin(0.87) > \frac{9\pi}{4}$ which is outside the range $[0, 2\pi)$. Checking the negative integers, we begin with $k = -1$ and get $x = \frac{\pi}{2} - \frac{1}{2}\arcsin(0.87) - \pi = -\frac{\pi}{2} - \frac{1}{2}\arcsin(0.87)$. Since $\frac{1}{2}\arcsin(0.87) > 0$, $x = -\frac{\pi}{2} - \frac{1}{2}\arcsin(0.87) < 0$ which is not in $[0, 2\pi)$. Hence, the four solutions which lie in $[0, 2\pi)$ are $x = \frac{1}{2}\arcsin(0.87)$, $x = \frac{1}{2}\arcsin(0.87) + \pi$, $x = \frac{\pi}{2} - \frac{1}{2}\arcsin(0.87)$ and $x = \frac{3\pi}{2} - \frac{1}{2}\arcsin(0.87)$. By graphing $y = \sin(2x)$ and $y = 0.87$, we confirm our results.



$y = \tan\left(\frac{x}{2}\right)$ and $y = -3$



$y = \sin(2x)$ and $y = 0.87$

□

Each of the problems in Example 10.7.1 featured one trigonometric function. If an equation involves two different trigonometric functions or if the equation contains the same trigonometric function but with different arguments, we will need to use identities and Algebra to reduce the equation to the same form as those given in Example 10.7.1.

EXAMPLE 10.7.2. Solve the following equations and list the solutions which lie in the interval $[0, 2\pi)$. Verify your solutions on $[0, 2\pi)$ graphically.

- | | |
|-------------------------------|--|
| 1. $3 \sin^3(x) = \sin^2(x)$ | 5. $\cos(3x) = \cos(5x)$ |
| 2. $\sec^2(x) = \tan(x) + 3$ | 6. $\sin(2x) = \sqrt{3} \cos(x)$ |
| 3. $\cos(2x) = 3 \cos(x) - 2$ | 7. $\sin(x) \cos\left(\frac{x}{2}\right) + \cos(x) \sin\left(\frac{x}{2}\right) = 1$ |
| 4. $\cos(3x) = 2 - \cos(x)$ | 8. $\cos(x) - \sqrt{3} \sin(x) = 2$ |

SOLUTION.

1. We resist the temptation to divide both sides of $3 \sin^3(x) = \sin^2(x)$ by $\sin^2(x)$ and instead gather all of the terms to one side of the equation and factor.

$$\begin{aligned} 3 \sin^3(x) &= \sin^2(x) \\ 3 \sin^3(x) - \sin^2(x) &= 0 \\ \sin^2(x)(3 \sin(x) - 1) &= 0 \end{aligned} \quad \text{Factor out } \sin^2(x) \text{ from both terms.}$$

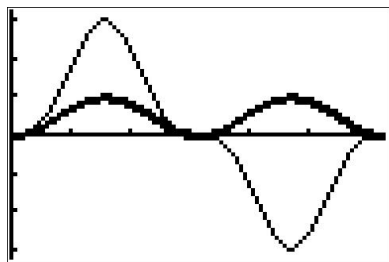
We get $\sin^2(x) = 0$ or $3 \sin(x) - 1 = 0$. Solving for $\sin(x)$, we find $\sin(x) = 0$ or $\sin(x) = \frac{1}{3}$. The solution to the first equation is $x = \pi k$, with $x = 0$ and $x = \pi$ being the two solutions which lie in $[0, 2\pi)$. To solve $\sin(x) = \frac{1}{3}$, we use the arcsine function to get $x = \arcsin\left(\frac{1}{3}\right) + 2\pi k$ or $x = \pi - \arcsin\left(\frac{1}{3}\right) + 2\pi k$ for integers k . We find the two solutions here which lie in $[0, 2\pi)$ to be $x = \arcsin\left(\frac{1}{3}\right)$ and $x = \pi - \arcsin\left(\frac{1}{3}\right)$. To check graphically, we plot $y = 3(\sin(x))^3$ and $y = (\sin(x))^2$ and find the x -coordinates of the intersection points of these two curves. Some extra zooming is required near $x = 0$ and $x = \pi$ to verify that these two curves do in fact intersect four times.⁵

2. Analysis of $\sec^2(x) = \tan(x) + 3$ reveals two different trigonometric functions, so an identity is in order. Since $\sec^2(x) = 1 + \tan^2(x)$, we get


$$\begin{aligned} \sec^2(x) &= \tan(x) + 3 \\ 1 + \tan^2(x) &= \tan(x) + 3 \quad (\text{Since } \sec^2(x) = 1 + \tan^2(x).) \\ \tan^2(x) - \tan(x) - 2 &= 0 \\ u^2 - u - 2 &= 0 && \text{Let } u = \tan(x). \\ (u + 1)(u - 2) &= 0 \end{aligned}$$

⁵Note that we are *not* counting the point $(2\pi, 0)$ in our solution set since $x = 2\pi$ is not in the interval $[0, 2\pi)$. In the forthcoming solutions, remember that while $x = 2\pi$ may be a solution to the equation, it isn't counted among the solutions in $[0, 2\pi)$.

This gives $u = -1$ or $u = 2$. Since $u = \tan(x)$, we have $\tan(x) = -1$ or $\tan(x) = 2$. From $\tan(x) = -1$, we get $x = -\frac{\pi}{4} + \pi k$ for integers k . To solve $\tan(x) = 2$, we employ the arctangent function and get $x = \arctan(2) + \pi k$ for integers k . From the first set of solutions, we get $x = \frac{3\pi}{4}$ and $x = \frac{5\pi}{4}$ as our answers which lie in $[0, 2\pi)$. Using the same sort of argument we saw in Example 10.7.1, we get $x = \arctan(2)$ and $x = \pi + \arctan(2)$ as answers from our second set of solutions which lie in $[0, 2\pi)$. Using a reciprocal identity, we rewrite the secant as a cosine and graph $y = \frac{1}{(\cos(x))^2}$ and $y = \tan(x) + 3$ to find the x -values of the points where they intersect.



$$y = 3(\sin(x))^3 \text{ and } y = (\sin(x))^2$$



$$y = \frac{1}{(\cos(x))^2} \text{ and } y = \tan(x) + 3$$

3. In the equation $\cos(2x) = 3\cos(x) - 2$, we have the same circular function, namely cosine, on both sides but the arguments differ. Using the identity $\cos(2x) = 2\cos^2(x) - 1$, we obtain a 'quadratic in disguise' and proceed as we have done in the past.

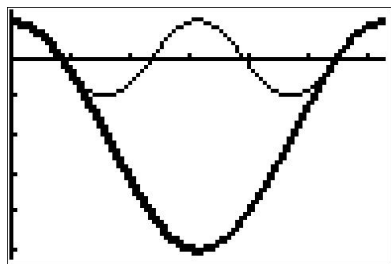
$$\begin{aligned} \cos(2x) &= 3\cos(x) - 2 \\ 2\cos^2(x) - 1 &= 3\cos(x) - 2 \quad (\text{Since } \cos(2x) = 2\cos^2(x) - 1.) \\ 2\cos^2(x) - 3\cos(x) + 1 &= 0 \\ 2u^2 - 3u + 1 &= 0 && \text{Let } u = \cos(x). \\ (2u - 1)(u - 1) &= 0 \end{aligned}$$

This gives $u = \frac{1}{2}$ or $u = 1$. Since $u = \cos(x)$, we get $\cos(x) = \frac{1}{2}$ or $\cos(x) = 1$. Solving $\cos(x) = \frac{1}{2}$, we get $x = \frac{\pi}{3} + 2\pi k$ or $x = \frac{5\pi}{3} + 2\pi k$ for integers k . From $\cos(x) = 1$, we get $x = 2\pi k$ for integers k . The answers which lie in $[0, 2\pi)$ are $x = 0, \frac{\pi}{3}$, and $\frac{5\pi}{3}$. Graphing $y = \cos(2x)$ and $y = 3\cos(x) - 2$, we find, after a little extra effort, that the curves intersect in three places on $[0, 2\pi)$, and the x -coordinates of these points confirm our results.

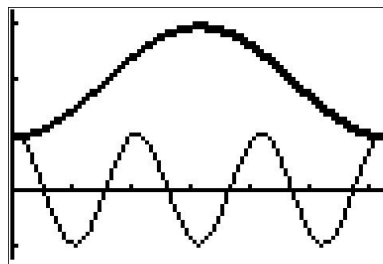
4. To solve $\cos(3x) = 2 - \cos(x)$, we use the same technique as in the previous problem. From Example 10.4.3, number 4, we know that $\cos(3x) = 4\cos^3(x) - 3\cos(x)$. This transforms the equation into a polynomial in terms of $\cos(x)$.

$$\begin{aligned} \cos(3x) &= 2 - \cos(x) \\ 4\cos^3(x) - 3\cos(x) &= 2 - \cos(x) \\ 2\cos^3(x) - 2\cos(x) - 2 &= 0 \\ 4u^3 - 2u - 2 &= 0 && \text{Let } u = \cos(x). \end{aligned}$$

To solve $4u^3 - 2u - 2 = 0$, we need the techniques in Chapter 3 to factor $4u^3 - 2u - 2$ into $(u - 1)(4u^2 + 4u + 2)$. We get either $u - 1 = 0$ or $4u^2 - 2u - 2 = 0$, and since the discriminant of the latter is negative, the only real solution to $4u^3 - 2u - 2 = 0$ is $u = 1$. Since $u = \cos(x)$, we get $\cos(x) = 1$, so $x = 2\pi k$ for integers k . The only solution which lies in $[0, 2\pi)$ is $x = 0$. Graphing $y = \cos(3x)$ and $y = 2 - \cos(x)$ on the same set of axes over $[0, 2\pi)$ shows that the graphs intersect at what appears to be $(0, 1)$, as required.



$y = \cos(2x)$ and $y = 3 \cos(x) - 2$



$y = \cos(3x)$ and $y = 2 - \cos(x)$

5. While we could approach $\cos(3x) = \cos(5x)$ in the same manner as we did the previous two problems, we choose instead to showcase the utility of the Sum to Product Identities. From $\cos(3x) = \cos(5x)$, we get $\cos(5x) - \cos(3x) = 0$, and it is the presence of 0 on the right hand side that indicates a switch to a product would be a good move.⁶ Using Theorem 10.21, we have that $\cos(5x) - \cos(3x) = -2 \sin\left(\frac{5x+3x}{2}\right) \sin\left(\frac{5x-3x}{2}\right) = -2 \sin(4x) \sin(x)$. Hence, the equation $\cos(5x) = \cos(3x)$ is equivalent to $-2 \sin(4x) \sin(x) = 0$. From this, we get $\sin(4x) = 0$ or $\sin(x) = 0$. Solving $\sin(4x) = 0$ gives $x = \frac{\pi}{4}k$ for integers k , and the solution to $\sin(x) = 0$ is $x = \pi k$ for integers k . The second set of solutions is contained in the first set of solutions,⁷ so our final solution to $\cos(5x) = \cos(3x)$ is $x = \frac{\pi}{4}k$ for integers k . There are eight of these answers which lie in $[0, 2\pi)$: $x = 0, \frac{\pi}{4}, \frac{\pi}{2}, \frac{3\pi}{4}, \pi, \frac{5\pi}{4}, \frac{3\pi}{2}$ and $\frac{7\pi}{4}$. Our plot of the graphs of $y = \cos(3x)$ and $y = \cos(5x)$ below bears this out.
6. In examining the equation $\sin(2x) = \sqrt{3} \cos(x)$, not only do we have different circular functions involved, namely sine and cosine, we also have different arguments to contend with, namely $2x$ and x . Using the identity $\sin(2x) = 2 \sin(x) \cos(x)$ makes all of the arguments the same and we proceed as we would solving any nonlinear equation – gather all of the nonzero terms on one side of the equation and factor.

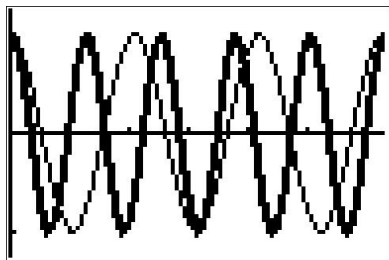
$$\begin{aligned} \sin(2x) &= \sqrt{3} \cos(x) \\ 2 \sin(x) \cos(x) &= \sqrt{3} \cos(x) \quad (\text{Since } \sin(2x) = 2 \sin(x) \cos(x).) \\ 2 \sin(x) \cos(x) - \sqrt{3} \cos(x) &= 0 \\ \cos(x)(2 \sin(x) - \sqrt{3}) &= 0 \end{aligned}$$

from which we get $\cos(x) = 0$ or $\sin(x) = \frac{\sqrt{3}}{2}$. From $\cos(x) = 0$, we obtain $x = \frac{\pi}{2} + \pi k$ for integers k . From $\sin(x) = \frac{\sqrt{3}}{2}$, we get $x = \frac{\pi}{3} + 2\pi k$ or $x = \frac{2\pi}{3} + 2\pi k$ for integers k . The answers

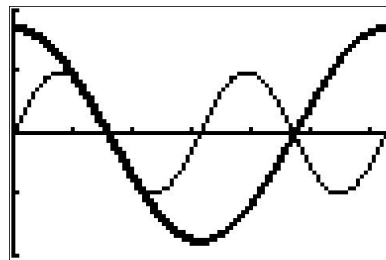
⁶As always, experience is the greatest teacher here!

⁷As always, when in doubt, write it out!

which lie in $[0, 2\pi)$ are $x = \frac{\pi}{2}, \frac{3\pi}{2}, \frac{\pi}{3}$ and $\frac{2\pi}{3}$. We graph $y = \sin(2x)$ and $y = \sqrt{3}\cos(x)$ and, after some careful zooming, verify our answers.

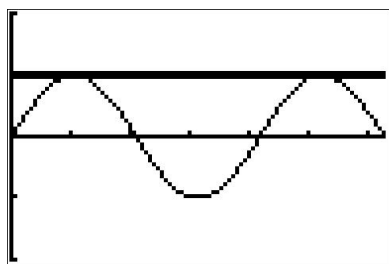


$y = \cos(3x)$ and $y = \cos(5x)$

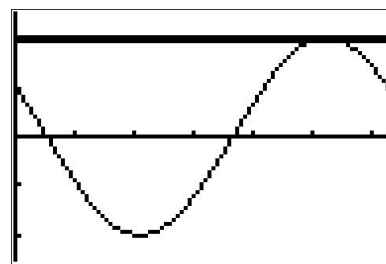


$y = \sin(2x)$ and $y = \sqrt{3}\cos(x)$

7. Unlike the previous problem, there seems to be no quick way to get the circular functions or their arguments to match in the equation $\sin(x)\cos\left(\frac{x}{2}\right) + \cos(x)\sin\left(\frac{x}{2}\right) = 1$. If we stare at it long enough, however, we realize that the left hand side is the expanded form of the sum formula for $\sin\left(x + \frac{x}{2}\right)$. Hence, our original equation is equivalent to $\sin\left(\frac{3}{2}x\right) = 1$. Solving, we find $x = \frac{\pi}{3} + \frac{4\pi}{3}k$ for integers k . Two of these solutions lie in $[0, 2\pi)$: $x = \frac{\pi}{3}$ and $x = \frac{5\pi}{3}$. Graphing $y = \sin(x)\cos\left(\frac{x}{2}\right) + \cos(x)\sin\left(\frac{x}{2}\right)$ and $y = 1$ validates our solutions.
8. With the absence of double angles or squares, there doesn't seem to be much we can do. However, since the arguments of the cosine and sine are the same, we can rewrite the left hand side of this equation as a sinusoid.⁸ To fit $f(x) = \cos(x) - \sqrt{3}\sin(x)$ to the form $A\cos(\omega t + \phi) + B$, we use what we learned in Example 10.5.3 and find $A = 2$, $B = 0$, $\omega = 1$ and $\phi = \frac{\pi}{3}$. Hence, we can rewrite the equation $\cos(x) - \sqrt{3}\sin(x) = 2$ as $2\cos\left(x + \frac{\pi}{3}\right) = 2$, or $\cos\left(x + \frac{\pi}{3}\right) = 1$. Solving the latter, we get $x = -\frac{\pi}{3} + 2\pi k$ for integers k . Only one of these solutions, $x = \frac{5\pi}{3}$, which corresponds to $k = 1$, lies in $[0, 2\pi)$. Geometrically, we see that $y = \cos(x) - \sqrt{3}\sin(x)$ and $y = 2$ intersect just once, supporting our answer.



$y = \sin(x)\cos\left(\frac{x}{2}\right) + \cos(x)\sin\left(\frac{x}{2}\right)$ and $y = 1$



$y = \cos(x) - \sqrt{3}\sin(x)$ and $y = 2$

□

We repeat here the advice given when solving systems of nonlinear equations in section 8.7 – when it comes to solving equations involving the trigonometric functions, it helps to just try something.

⁸We are essentially ‘undoing’ the sum / difference formula for cosine or sine, depending on which form we use, so this problem is actually closely related to the previous one!

Next, we focus on solving inequalities involving the trigonometric functions. Since these functions are continuous on their domains, we may use the sign diagram technique we've used in the past to solve the inequalities.⁹

EXAMPLE 10.7.3. Solve the following inequalities on $[0, 2\pi)$. Express your answers using interval notation and verify your answers graphically.

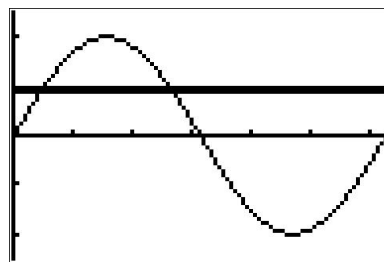
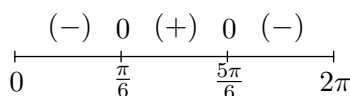
1. $2 \sin(x) \leq 1$

2. $\sin(2x) > \cos(x)$

3. $\tan(x) \geq 3$

SOLUTION.

- We begin solving $2 \sin(x) \leq 1$ by collecting all of the terms on one side of the equation and zero on the other to get $2 \sin(x) - 1 \leq 0$. Next, we let $f(x) = 2 \sin(x) - 1$ and note that our original inequality is equivalent to solving $f(x) \leq 0$. We now look to see where, if ever, f is undefined and where $f(x) = 0$. Since the domain of f is all real numbers, we can immediately set about finding the zeros of f . Solving $f(x) = 0$, we have $2 \sin(x) - 1 = 0$ or $\sin(x) = \frac{1}{2}$. The solutions here are $x = \frac{\pi}{6} + 2\pi k$ and $x = \frac{5\pi}{6} + 2\pi k$ for integers k . Since we are restricting our attention to $[0, 2\pi)$, only $x = \frac{\pi}{6}$ and $x = \frac{5\pi}{6}$ are of concern to us. Next, we choose test values in $[0, 2\pi)$ other than the zeros and determine if f is positive or negative there. For $x = 0$ we have $f(0) = -1$, for $x = \frac{\pi}{2}$ we get $f(\frac{\pi}{2}) = 1$ and for $x = \pi$ we get $f(\pi) = -1$. Since our original inequality is equivalent to $f(x) \leq 0$, we are looking for where the function is negative ($-$) or 0, and we get the intervals $[0, \frac{\pi}{6}] \cup [\frac{5\pi}{6}, 2\pi)$. We can confirm our answer graphically by seeing where the graph of $y = 2 \sin(x)$ crosses or is below the graph of $y = 1$.

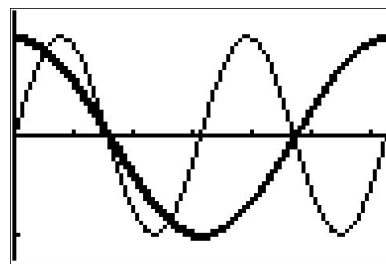
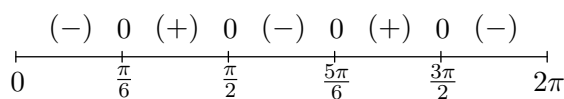


$y = 2 \sin(x)$ and $y = 1$

- We first rewrite $\sin(2x) > \cos(x)$ as $\sin(2x) - \cos(x) > 0$ and let $f(x) = \sin(2x) - \cos(x)$. Our original inequality is thus equivalent to $f(x) > 0$. The domain of f is all real numbers, so we can advance to finding the zeros of f . Setting $f(x) = 0$ yields $\sin(2x) - \cos(x) = 0$, which, by way of the double angle identity for sine, becomes $2 \sin(x) \cos(x) - \cos(x) = 0$ or $\cos(x)(2 \sin(x) - 1) = 0$. From $\cos(x) = 0$, we get $x = \frac{\pi}{2} + \pi k$ for integers k of which only $x = \frac{\pi}{2}$ and $x = \frac{3\pi}{2}$ lie in $[0, 2\pi)$. For $2 \sin(x) - 1 = 0$, we get $\sin(x) = \frac{1}{2}$ which gives $x = \frac{\pi}{6} + 2\pi k$ or

⁹See page 160, Example 3.1.5, page 247, page 313, Example 6.3.2 and Example 6.4.2 for discussion and examples of this technique.

$x = \frac{5\pi}{6} + 2\pi k$ for integers k . Of those, only $x = \frac{\pi}{6}$ and $x = \frac{5\pi}{6}$ lie in $[0, 2\pi)$. Next, we choose our test values. For $x = 0$ we find $f(0) = -1$; when $x = \frac{\pi}{4}$ we get $f\left(\frac{\pi}{4}\right) = 1 - \frac{\sqrt{2}}{2} = \frac{2-\sqrt{2}}{2}$; for $x = \frac{3\pi}{4}$ we get $f\left(\frac{3\pi}{4}\right) = -1 + \frac{\sqrt{2}}{2} = \frac{\sqrt{2}-2}{2}$; when $x = \pi$ we have $f(\pi) = 1$, and lastly, for $x = \frac{7\pi}{4}$ we get $f\left(\frac{7\pi}{4}\right) = -1 - \frac{\sqrt{2}}{2} = \frac{-2-\sqrt{2}}{2}$. We see $f(x) > 0$ on $\left(\frac{\pi}{6}, \frac{\pi}{2}\right) \cup \left(\frac{5\pi}{6}, \frac{3\pi}{2}\right)$, so this is our answer. We can use the calculator to check that the graph of $y = \sin(2x)$ is indeed above the graph of $y = \cos(x)$ on those intervals.



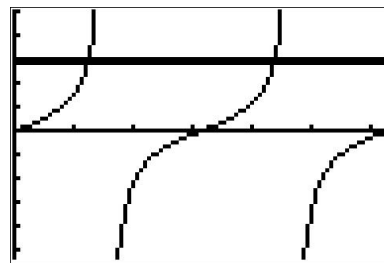
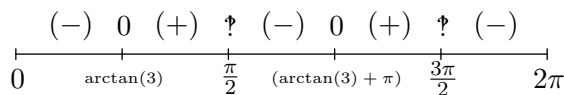
$y = \sin(2x)$ and $y = \cos(x)$

3. Proceeding as in the last two problems, we rewrite $\tan(x) \geq 3$ as $\tan(x) - 3 \geq 0$ and let $f(x) = \tan(x) - 3$. We note that on $[0, 2\pi)$, f is undefined at $x = \frac{\pi}{2}$ and $\frac{3\pi}{2}$, so those values will need the usual disclaimer on the sign diagram.¹⁰ Moving along to zeros, solving $f(x) = \tan(x) - 3 = 0$ requires the arctangent function. We find $x = \arctan(3) + \pi k$ for integers k and of these, only $x = \arctan(3)$ and $x = \arctan(3) + \pi$ lie in $[0, 2\pi)$. Since $3 > 0$, we know $0 < \arctan(3) < \frac{\pi}{2}$ which allows us to position these zeros correctly on the sign diagram. To choose test values, we begin with $x = 0$ and find $f(0) = -3$. Finding a convenient test value in the interval $(\arctan(3), \frac{\pi}{2})$ is a bit more challenging. Keep in mind that the arctangent function is increasing and is bounded above by $\frac{\pi}{2}$. This means the number $x = \arctan(117)$ is guaranteed to lie between $\arctan(3)$ and $\frac{\pi}{2}$.¹¹ We find $f(\arctan(117)) = \tan(\arctan(117)) - 3 = 114$. For our next test value, we take $x = \pi$ and find $f(\pi) = -3$. To find our next test value, we note that since $\arctan(3) < \arctan(117) < \frac{\pi}{2}$, it follows¹² that $\arctan(3) + \pi < \arctan(117) + \pi < \frac{3\pi}{2}$. Evaluating f at $x = \arctan(117) + \pi$ yields $f(\arctan(117) + \pi) = \tan(\arctan(117) + \pi) - 3 = \tan(\arctan(117)) - 3 = 114$. We choose our last test value to be $x = \frac{7\pi}{4}$ and find $f\left(\frac{7\pi}{4}\right) = -4$. Since we want $f(x) \geq 0$, we see that our answer is $[\arctan(3), \frac{\pi}{2}) \cup [\arctan(3) + \pi, \frac{3\pi}{2})$. Using the graphs of $y = \tan(x)$ and $y = 3$, we can verify when the graph of the former is above (or meets) the graph of the latter.

¹⁰See page 247 for a discussion of the non-standard character known as the interrobang.

¹¹We could have chosen any value $\arctan(t)$ where $t > 3$.

¹²... by adding π through the inequality ...



$y = \tan(x)$ and $y = 3$ □

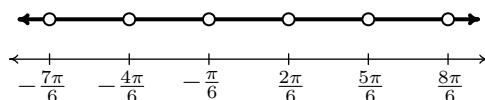
We close this section with an example that puts solving equations and inequalities to good use – finding domains of functions.

EXAMPLE 10.7.4. Express the domain of the following functions using extended interval notation.¹³

1. $f(x) = \csc\left(2x + \frac{\pi}{3}\right)$
2. $f(x) = \frac{\sin(x)}{2 \cos(x) - 1}$
3. $f(x) = \sqrt{1 - \cot(x)}$

SOLUTION.

1. To find the domain of $f(x) = \csc\left(2x + \frac{\pi}{3}\right)$, we rewrite f in terms of sine as $f(x) = \frac{1}{\sin\left(2x + \frac{\pi}{3}\right)}$. Since the sine function is defined everywhere, our only concern comes from zeros in the denominator. Solving $\sin\left(2x + \frac{\pi}{3}\right) = 0$, we get $x = -\frac{\pi}{6} + \frac{\pi}{2}k$ for integers k . In set-builder notation, our domain is $\left\{x : x \neq -\frac{\pi}{6} + \frac{\pi}{2}k \text{ for integers } k\right\}$. To help visualize the domain, we follow the old mantra ‘When in doubt, write it out!’ We get $\left\{x : x \neq -\frac{\pi}{6}, \frac{2\pi}{6}, -\frac{4\pi}{6}, \frac{5\pi}{6}, -\frac{7\pi}{6}, \frac{8\pi}{6}, \dots\right\}$, where we have kept the denominators 6 throughout to help see the pattern. Graphing the situation on a numberline, we have



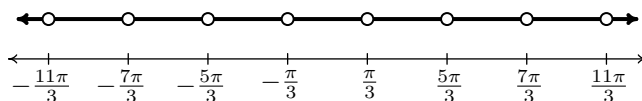
Proceeding as we did in on page 647 in Section 10.3.1, we let x_k denote the k th number excluded from the domain and we have $x_k = -\frac{\pi}{6} + \frac{\pi}{2}k = \frac{(3k-1)\pi}{6}$ for integers k . The intervals which comprise the domain are of the form $(x_k, x_{k+1}) = \left(\frac{(3k-1)\pi}{6}, \frac{(3k+2)\pi}{6}\right)$ as k runs through the integers. Using extended interval notation, we have that the domain is

$$\bigcup_{k=-\infty}^{\infty} \left(\frac{(3k-1)\pi}{6}, \frac{(3k+2)\pi}{6} \right)$$

We can check our answer by substituting in values of k to see that it matches our diagram.

¹³See page 647 for details about this notation.

2. Since the domains of $\sin(x)$ and $\cos(x)$ are all real numbers, the only concern when finding the domain of $f(x) = \frac{\sin(x)}{2\cos(x)-1}$ is division by zero so we set the denominator equal to zero and solve. From $2\cos(x)-1=0$ we get $\cos(x) = \frac{1}{2}$ so that $x = \frac{\pi}{3} + 2\pi k$ or $x = \frac{5\pi}{3} + 2\pi k$ for integers k . Using set-builder notation, the domain is $\{x : x \neq \frac{\pi}{3} + 2\pi k \text{ and } x \neq \frac{5\pi}{3} + 2\pi k \text{ for integers } k\}$. Writing out a few of the terms gives $\{x : x \neq \pm\frac{\pi}{3}, \pm\frac{5\pi}{3}, \pm\frac{7\pi}{3}, \pm\frac{11\pi}{3}, \dots\}$, so we have



Unlike the previous example, we have *two* different families of points to consider, and we present two ways of dealing with this kind of situation. One way is to generalize what we did in the previous example and use the formulas we found in our domain work to describe the intervals. To that end, we let $a_k = \frac{\pi}{3} + 2\pi k = \frac{(6k+1)\pi}{3}$ and $b_k = \frac{5\pi}{3} + 2\pi k = \frac{(6k+5)\pi}{3}$ for integers k . The goal now is to write the domain in terms of the a 's and b 's. We find $a_0 = \frac{\pi}{3}$, $a_1 = \frac{7\pi}{3}$, $a_{-1} = -\frac{5\pi}{3}$, $a_2 = \frac{13\pi}{3}$, $a_{-2} = -\frac{11\pi}{3}$, $b_0 = \frac{5\pi}{3}$, $b_1 = \frac{11\pi}{3}$, $b_{-1} = -\frac{\pi}{3}$, $b_2 = \frac{17\pi}{3}$ and $b_{-2} = -\frac{7\pi}{3}$. Hence, in terms of the a 's and b 's, our domain is

$$\dots (a_{-2}, b_{-2}) \cup (b_{-2}, a_{-1}) \cup (a_{-1}, b_{-1}) \cup (b_{-1}, a_0) \cup (a_0, b_0) \cup (b_0, a_1) \cup (a_1, b_1) \cup \dots$$

If we group these intervals in pairs, $(a_{-2}, b_{-2}) \cup (b_{-2}, a_{-1})$, $(a_{-1}, b_{-1}) \cup (b_{-1}, a_0)$, $(a_0, b_0) \cup (b_0, a_1)$ and so forth, we see a pattern emerge of the form $(a_k, b_k) \cup (b_k, a_{k+1})$ for integers k so that our domain can be written as

$$\bigcup_{k=-\infty}^{\infty} (a_k, b_k) \cup (b_k, a_{k+1}) = \bigcup_{k=-\infty}^{\infty} \left(\frac{(6k+1)\pi}{3}, \frac{(6k+5)\pi}{3} \right) \cup \left(\frac{(6k+5)\pi}{3}, \frac{(6k+7)\pi}{3} \right)$$

A second approach to the problem exploits the periodic nature of f . It is based on the same premise on which our equation solving technique is based – for a periodic function, if we understand what happens on a fundamental period, we can know what is happening everywhere by adding integer multiples of the period. Since $\cos(x)$ and $\sin(x)$ have period 2π , it's not too difficult to show the function f is periodic and repeats itself every 2π units.¹⁴ This means if we can find a formula for the domain on an interval of length 2π , we can express the entire domain by translating our answer left and right on the x -axis by adding integer multiples of 2π . One such interval that arises from our domain work is $[\frac{\pi}{3}, \frac{7\pi}{3}]$. The portion of the domain here is $(\frac{\pi}{3}, \frac{5\pi}{3}) \cup (\frac{5\pi}{3}, \frac{7\pi}{3})$. Adding integer multiples of 2π , we get the family of intervals $(\frac{\pi}{3} + 2\pi k, \frac{5\pi}{3} + 2\pi k) \cup (\frac{5\pi}{3} + 2\pi k, \frac{7\pi}{3} + 2\pi k)$ for integers k . We leave it to the reader to show that getting common denominators leads to our previous answer.

¹⁴This doesn't necessarily mean the period of f is 2π . The tangent function is comprised of $\cos(x)$ and $\sin(x)$, but its period is half theirs. The reader is invited to investigate the period of f .

3. To find the domain of $f(x) = \sqrt{1 - \cot(x)}$, we first note that, due to the presence of the $\cot(x)$ term, $x \neq \pi k$ for integers k . Next, we recall that for the square root to be defined, we need $1 - \cot(x) \geq 0$. Unlike the inequalities we solved in Example 10.7.3, we are not restricted here to a given interval. For this reason, we employ the same technique as when we solved equations involving cotangent. That is, we solve the inequality on $(0, \pi)$ and then add integer multiples of the period, in this case, π . We let $g(x) = 1 - \cot(x)$ and set about making a sign diagram for g over the interval $(0, \pi)$ to find where $g(x) > 0$. We note that g is undefined for $x = \pi k$ for integers k , in particular, at the endpoints of our interval $x = 0$ and $x = \pi$. Next, we look for the zeros of g . Solving $g(x) = 0$, we get $\cot(x) = 1$ or $x = \frac{\pi}{4} + \pi k$ for integers k and only one of these, $x = \frac{\pi}{4}$, lies in $(0, \pi)$. Choosing the test values $x = \frac{\pi}{6}$ and $x = \frac{\pi}{2}$, we get $g(\frac{\pi}{6}) = 1 - \sqrt{3}$, and $g(\frac{\pi}{2}) = 1$.

$$\begin{array}{ccccccc} \text{?} & (-) & 0 & (+) & \text{?} & & \\ \hline & & \frac{\pi}{4} & & & & \\ \hline 0 & & & & & & \pi \end{array}$$

We find $g(x) > 0$ on $[\frac{\pi}{4}, \pi)$. Adding multiples of the period we get our solution to consist of the intervals $[\frac{\pi}{4} + \pi k, \pi + \pi k) = [\frac{(4k+1)\pi}{4}, (k+1)\pi)$. Using extended interval notation, we express our final answer as

$$\bigcup_{k=-\infty}^{\infty} \left[\frac{(4k+1)\pi}{4}, (k+1)\pi \right)$$

□

10.7.1 EXERCISES

1. Find all of the exact solutions to each of the following equations and then list those solutions which are in the interval $[0, 2\pi)$.

(a) $\sin(5x) = 0$

(b) $\cos(3x) = \frac{1}{2}$

(c) $\tan(6x) = 1$

(d) $\csc(4x) = -1$

(e) $\sec(3x) = \sqrt{2}$

(f) $\cot(2x) = -\frac{\sqrt{3}}{3}$

(g) $\sin\left(\frac{x}{3}\right) = \frac{\sqrt{2}}{2}$

(h) $\cos\left(x + \frac{5\pi}{6}\right) = 0$

(i) $\sin\left(2x - \frac{\pi}{3}\right) = -\frac{1}{2}$

(j) $2\cos\left(x + \frac{7\pi}{4}\right) = \sqrt{3}$

(k) $\tan(2x - \pi) = 1$

(l) $\tan^2(x) = 3$

(m) $\sec^2(x) = \frac{4}{3}$

(n) $\cos^2(x) = \frac{1}{2}$

(o) $\sin^2(x) = \frac{3}{4}$

2. Solve each of the following equations, giving the exact solutions which lie in $[0, 2\pi)$

(a) $\sin(x) = \cos(x)$

(b) $\sin(2x) = \sin(x)$

(c) $\sin(2x) = \cos(x)$

(d) $\cos(2x) = \sin(x)$

(e) $\cos(2x) = \cos(x)$

(f) $\tan^3(x) = 3\tan(x)$

(g) $\tan^2(x) = \frac{3}{2}\sec(x)$

(h) $\cos^3(x) = -\cos(x)$

(i) $\tan(2x) - 2\cos(x) = 0$

(j) $\csc^3(x) + \csc^2(x) = 4\csc(x) + 4$

(k) $\sin(6x)\cos(x) = -\cos(6x)\sin(x)$

(l) $\cos(2x)\cos(x) + \sin(2x)\sin(x) = 1$

(m) $\cos(5x)\cos(3x) - \sin(5x)\sin(3x) = \frac{\sqrt{3}}{2}$

(n) $\sin(x) + \cos(x) = 1$

(o) $\cos(4x) = \cos(2x)$

(p) $\sin(5x) = \sin(3x)$

(q) $\cos(5x) = -\cos(2x)$

(r) $2\tan(x) = 1 - \tan^2(x)$

(s) $3\sqrt{3}\sin(3x) - 3\cos(3x) = 3\sqrt{3}$

(t) $\sin(6x) + \sin(x) = 0$

3. Solve the following inequalities. Express the exact answers in interval notation, restricting your attention to $0 \leq x \leq 2\pi$.

(a) $\sin(x) \leq 0$

(b) $\tan(x) \geq \sqrt{3}$

(c) $\sec^2(x) \leq 4$

(d) $\cos^2(x) > \frac{1}{2}$

(e) $\cos(2x) \leq 0$

(f) $\sin\left(x + \frac{\pi}{3}\right) > \frac{1}{2}$

(g) $\cot^2(x) \geq \frac{1}{3}$

4. Solve the following inequalities. Express the exact answers in interval notation, restricting your attention to $-\pi \leq x \leq \pi$.

(a) $\cos(x) > \frac{\sqrt{3}}{2}$

(c) $\sin^2(x) < \frac{3}{4}$

(b) $\sec(x) \leq 2$

(d) $\cot(x) \geq -1$

(e) $\cos(x) \geq \sin(x)$

5. Solve the following inequalities. Express the exact answers in interval notation, restricting your attention to $-2\pi \leq x \leq 2\pi$.

(a) $\csc(x) > 1$

(c) $\sin(2x) \geq \sin(x)$

(b) $\tan^2(x) \geq 1$

(d) $\cos(2x) \leq \sin(x)$

6. Solve each of the following equations, giving only the solutions which lie in $[0, 2\pi)$. Express the exact solutions using inverse trigonometric functions and then use your calculator to approximate the solutions to four decimal places.

(a) $\sin(x) = 0.3502$

(e) $\tan(x) = 117$

(b) $\sin(x) = -0.721$

(f) $\tan(x) = -0.6109$

(c) $\cos(x) = 0.9824$

(g) $\tan(x) = \cos(x)$

(d) $\cos(x) = -0.5637$

(h) $\tan(x) = \sec(x)$

7. Express the domain of each function using the extended interval notation. (See page 647 in Section 10.3.1 for details.)

(a) $f(x) = \frac{1}{\cos(x) - 1}$

(d) $f(x) = \sqrt{2 - \sec(x)}$

(b) $f(x) = \frac{\cos(x)}{\sin(x) + 1}$

(e) $f(x) = \csc(2x)$

(f) $f(x) = \frac{\sin(x)}{2 + \cos(x)}$

(c) $f(x) = \sqrt{\tan^2(x) - 1}$

(g) $f(x) = 3 \csc(x) + 4 \sec(x)$

8. With the help of your classmates, determine the number of solutions to $\sin(x) = \frac{1}{2}$ in $[0, 2\pi)$. Then find the number of solutions to $\sin(2x) = \frac{1}{2}$, $\sin(3x) = \frac{1}{2}$ and $\sin(4x) = \frac{1}{2}$ in $[0, 2\pi)$. A pattern should emerge. Explain how this pattern would help you solve equations like $\sin(11x) = \frac{1}{2}$. Now consider $\sin\left(\frac{x}{2}\right) = \frac{1}{2}$, $\sin\left(\frac{3x}{2}\right) = \frac{1}{2}$ and $\sin\left(\frac{5x}{2}\right) = \frac{1}{2}$. What do you find? Replace $\frac{1}{2}$ with -1 and repeat the whole exploration.

10.7.2 ANSWERS

1. (a) $x = \frac{k\pi}{5}$
 $x = 0, \frac{\pi}{5}, \frac{2\pi}{5}, \frac{3\pi}{5}, \frac{4\pi}{5}, \pi, \frac{6\pi}{5}, \frac{7\pi}{5}, \frac{8\pi}{5}, \frac{9\pi}{5}$
- (b) $x = \frac{\pi}{9} + \frac{2k\pi}{3}$ or $x = \frac{5\pi}{9} + \frac{2k\pi}{3}$
 $x = \frac{\pi}{9}, \frac{5\pi}{9}, \frac{7\pi}{9}, \frac{11\pi}{9}, \frac{13\pi}{9}, \frac{17\pi}{9}$
- (c) $x = \frac{\pi}{24} + \frac{k\pi}{6}$
 $x = \frac{\pi}{24}, \frac{5\pi}{24}, \frac{3\pi}{8}, \frac{13\pi}{24}, \frac{17\pi}{24}, \frac{7\pi}{8}, \frac{25\pi}{24}, \frac{29\pi}{24}, \frac{11\pi}{8}, \frac{37\pi}{24}, \frac{41\pi}{24}, \frac{15\pi}{8}$
- (d) $x = \frac{3\pi}{8} + \frac{k\pi}{2}$
 $x = \frac{3\pi}{8}, \frac{7\pi}{8}, \frac{11\pi}{8}, \frac{15\pi}{8}$
- (e) $x = \frac{\pi}{12} + \frac{2k\pi}{3}$ or $x = \frac{7\pi}{12} + \frac{2k\pi}{3}$
 $x = \frac{\pi}{12}, \frac{7\pi}{12}, \frac{3\pi}{4}, \frac{5\pi}{4}, \frac{17\pi}{12}, \frac{23\pi}{12}$
- (f) $x = \frac{\pi}{3} + \frac{k\pi}{2}$
 $x = \frac{\pi}{3}, \frac{5\pi}{6}, \frac{4\pi}{3}, \frac{11\pi}{6}$
- (g) $x = \frac{3\pi}{4} + 6k\pi$ or $x = \frac{9\pi}{4} + 6k\pi$
 $x = \frac{3\pi}{4}$
- (h) $x = -\frac{\pi}{3} + k\pi$
2. (a) $x = \frac{\pi}{4}, \frac{5\pi}{4}$
- (b) $x = 0, \frac{\pi}{3}, \pi, \frac{5\pi}{3}$
- (c) $x = \frac{\pi}{6}, \frac{\pi}{2}, \frac{5\pi}{6}, \frac{3\pi}{2}$
- (d) $x = \frac{\pi}{6}, \frac{5\pi}{6}, \frac{3\pi}{2}$
- (e) $x = 0, \frac{2\pi}{3}, \frac{4\pi}{3}$
- $x = \frac{2\pi}{3}, \frac{5\pi}{3}$
- (i) $x = \frac{3\pi}{4} + k\pi$ or $x = \frac{13\pi}{12} + k\pi$
 $x = \frac{\pi}{12}, \frac{3\pi}{4}, \frac{13\pi}{12}, \frac{7\pi}{4}$
- (j) $x = -\frac{19\pi}{12} + 2k\pi$ or $x = \frac{\pi}{12} + 2k\pi$
 $x = \frac{\pi}{12}, \frac{5\pi}{12}$
- (k) $x = \frac{5\pi}{8} + \frac{k\pi}{2}$
 $x = \frac{\pi}{8}, \frac{5\pi}{8}, \frac{9\pi}{8}, \frac{13\pi}{8}$
- (l) $x = \frac{\pi}{3} + k\pi$ or $x = \frac{2\pi}{3} + k\pi$
 $x = \frac{\pi}{3}, \frac{2\pi}{3}, \frac{4\pi}{3}, \frac{5\pi}{3}$
- (m) $x = \frac{\pi}{6} + k\pi$ or $x = \frac{5\pi}{6} + k\pi$
 $x = \frac{\pi}{6}, \frac{5\pi}{6}, \frac{7\pi}{6}, \frac{11\pi}{6}$
- (n) $x = \frac{\pi}{4} + \frac{k\pi}{2}$
 $x = \frac{\pi}{4}, \frac{3\pi}{4}, \frac{5\pi}{4}, \frac{7\pi}{4}$
- (o) $x = \frac{\pi}{3} + k\pi$ or $x = \frac{2\pi}{3} + k\pi$
 $x = \frac{\pi}{3}, \frac{2\pi}{3}, \frac{4\pi}{3}, \frac{5\pi}{3}$
- (f) $x = 0, \frac{\pi}{3}, \frac{2\pi}{3}, \pi, \frac{4\pi}{3}, \frac{5\pi}{3}$
- (g) $x = \frac{\pi}{3}, \frac{5\pi}{3}$
- (h) $x = \frac{\pi}{2}, \frac{3\pi}{2}$
- (i) $x = \frac{\pi}{6}, \frac{\pi}{2}, \frac{5\pi}{6}, \frac{3\pi}{2}$
- (j) $x = \frac{\pi}{6}, \frac{5\pi}{6}, \frac{7\pi}{6}, \frac{3\pi}{2}, \frac{11\pi}{6}$

- (k) $x = 0, \frac{\pi}{7}, \frac{2\pi}{7}, \frac{3\pi}{7}, \frac{4\pi}{7}, \frac{5\pi}{7}, \frac{6\pi}{7}, \pi, \frac{8\pi}{7}, \frac{9\pi}{7}, \frac{10\pi}{7}, \frac{11\pi}{7}, \frac{12\pi}{7}, \frac{13\pi}{7}$
- (l) $x = 0$
- (m) $x = \frac{\pi}{48}, \frac{11\pi}{48}, \frac{13\pi}{48}, \frac{23\pi}{48}, \frac{25\pi}{48}, \frac{35\pi}{48}, \frac{37\pi}{48}, \frac{47\pi}{48}, \frac{49\pi}{48}, \frac{59\pi}{48}, \frac{61\pi}{48}, \frac{71\pi}{48}, \frac{73\pi}{48}, \frac{83\pi}{48}, \frac{85\pi}{48}, \frac{95\pi}{48}$
- (n) $x = 0, \frac{\pi}{2}$
- (o) $x = 0, \frac{\pi}{3}, \frac{2\pi}{3}, \pi, \frac{4\pi}{3}, \frac{5\pi}{3}$
3. (a) $[\pi, 2\pi]$
- (b) $\left[\frac{\pi}{3}, \frac{\pi}{2}\right] \cup \left[\frac{4\pi}{3}, \frac{3\pi}{2}\right]$
- (c) $\left[0, \frac{\pi}{3}\right] \cup \left[\frac{2\pi}{3}, \frac{4\pi}{3}\right] \cup \left[\frac{5\pi}{3}, 2\pi\right]$
- (d) $\left[0, \frac{\pi}{4}\right] \cup \left(\frac{3\pi}{4}, \frac{5\pi}{4}\right) \cup \left(\frac{7\pi}{4}, 2\pi\right)$
4. (a) $\left(-\frac{\pi}{6}, \frac{\pi}{6}\right)$
- (b) $\left[-\pi, -\frac{\pi}{2}\right] \cup \left[-\frac{\pi}{3}, \frac{\pi}{3}\right] \cup \left(\frac{\pi}{2}, \pi\right)$
- (c) $\left(-\frac{2\pi}{3}, -\frac{\pi}{3}\right) \cup \left(\frac{\pi}{3}, \frac{2\pi}{3}\right)$
5. (a) $\left(-2\pi, -\frac{3\pi}{2}\right) \cup \left(-\frac{3\pi}{2}, -\pi\right) \cup \left(0, \frac{\pi}{2}\right) \cup \left(\frac{\pi}{2}, \pi\right)$
- (b) $\left[-\frac{7\pi}{4}, -\frac{3\pi}{2}\right] \cup \left(-\frac{3\pi}{2}, -\frac{5\pi}{4}\right) \cup \left[-\frac{3\pi}{4}, -\frac{\pi}{2}\right] \cup \left(-\frac{\pi}{2}, -\frac{\pi}{4}\right) \cup \left[\frac{\pi}{4}, \frac{\pi}{2}\right] \cup \left(\frac{\pi}{2}, \frac{3\pi}{4}\right) \cup \left[\frac{5\pi}{4}, \frac{3\pi}{2}\right] \cup \left(\frac{3\pi}{2}, \frac{7\pi}{4}\right)$
- (c) $\left[-2\pi, -\frac{5\pi}{3}\right] \cup \left[-\pi, -\frac{\pi}{3}\right] \cup \left[0, \frac{\pi}{3}\right] \cup \left[\pi, \frac{5\pi}{3}\right]$
- (d) $\left[-\frac{11\pi}{6}, -\frac{7\pi}{6}\right] \cup \left[\frac{\pi}{6}, \frac{5\pi}{6}\right] \cup \left\{-\frac{\pi}{2}, \frac{3\pi}{2}\right\}$
6. (a) $x = \arcsin(0.3502) \approx 0.3578$
 $x = \pi - \arcsin(0.3502) \approx 2.784$
- (b) $x = \pi - \arcsin(-0.721) \approx 3.9468$
 $x = 2\pi + \arcsin(-0.721) \approx 5.4780$
- (c) $x = \arccos(0.9824) \approx 0.1879$
- (p) $x = 0, \frac{\pi}{8}, \frac{3\pi}{8}, \frac{5\pi}{8}, \frac{7\pi}{8}, \pi, \frac{9\pi}{8}, \frac{11\pi}{8}, \frac{13\pi}{8}, \frac{15\pi}{8}$
- (q) $x = \frac{\pi}{7}, \frac{\pi}{3}, \frac{3\pi}{7}, \frac{5\pi}{7}, \pi, \frac{9\pi}{7}, \frac{11\pi}{7}, \frac{5\pi}{3}, \frac{13\pi}{7}$
- (r) $x = \frac{\pi}{8}, \frac{5\pi}{8}, \frac{9\pi}{8}, \frac{13\pi}{8}$
- (s) $x = \frac{\pi}{6}, \frac{5\pi}{18}, \frac{5\pi}{6}, \frac{17\pi}{18}, \frac{3\pi}{2}, \frac{29\pi}{18}$
- (t) $x = \frac{2\pi}{7}, \frac{4\pi}{7}, \frac{6\pi}{7}, \frac{8\pi}{7}, \frac{10\pi}{7}, \frac{12\pi}{7}, \frac{\pi}{5}, \frac{3\pi}{5}, \pi, \frac{7\pi}{5}, \frac{9\pi}{5}$
- (e) $\left[\frac{\pi}{4}, \frac{3\pi}{4}\right] \cup \left[\frac{5\pi}{4}, \frac{7\pi}{4}\right]$
- (f) $\left[0, \frac{\pi}{2}\right) \cup \left(\frac{11\pi}{6}, 2\pi\right]$
- (g) $\left(0, \frac{\pi}{3}\right) \cup \left[\frac{2\pi}{3}, \pi\right) \cup \left(\pi, \frac{4\pi}{3}\right) \cup \left[\frac{5\pi}{3}, 2\pi\right)$
- (d) $\left(-\pi, -\frac{\pi}{4}\right) \cup \left(0, \frac{3\pi}{4}\right)$
- (e) $\left[-\frac{3\pi}{4}, -\frac{\pi}{4}\right]$
- (d) $x = 2\pi - \arccos(0.9824) \approx 6.0953$
- (d) $x = \arccos(-0.5637) \approx 2.1697$
 $x = 2\pi - \arccos(-0.5637) \approx 4.1135$
- (e) $x = \arctan(117) \approx 1.5622$
 $x = \pi + \arctan(117) \approx 4.7038$

$$(f) \quad x = \pi + \arctan(-0.6109) \approx 2.5932$$

$$x = 2\pi + \arctan(-0.6109) \approx 5.7348$$

$$x = \pi - \arcsin\left(\frac{-1 + \sqrt{5}}{2}\right) \approx 2.4754$$

$$(g) \quad x = \arcsin\left(\frac{-1 + \sqrt{5}}{2}\right) \approx 0.6662$$

(h) No solution

$$7. (a) \quad \bigcup_{k=-\infty}^{\infty} (2k\pi, (2k+2)\pi)$$

$$(b) \quad \bigcup_{k=-\infty}^{\infty} \left(\frac{(4k-1)\pi}{2}, \frac{(4k+3)\pi}{2}\right)$$

$$(c) \quad \bigcup_{k=-\infty}^{\infty} \left\{ \left[\frac{(4k+1)\pi}{4}, \frac{(2k+1)\pi}{2} \right] \cup \left(\frac{(2k+1)\pi}{2}, \frac{(4k+3)\pi}{4} \right) \right\}$$

$$(d) \quad \bigcup_{k=-\infty}^{\infty} \left\{ \left[\frac{(6k-1)\pi}{3}, \frac{(6k+1)\pi}{3} \right] \cup \left(\frac{(4k+1)\pi}{2}, \frac{(4k+3)\pi}{2} \right) \right\}$$

$$(e) \quad \bigcup_{k=-\infty}^{\infty} \left(\frac{k\pi}{2}, \frac{(k+1)\pi}{2}\right)$$

$$(f) \quad (-\infty, \infty)$$

$$(g) \quad \bigcup_{k=-\infty}^{\infty} \left(\frac{k\pi}{2}, \frac{(k+1)\pi}{2}\right)$$

CHAPTER 11

APPLICATIONS OF TRIGONOMETRY

11.1 APPLICATIONS OF SINUSOIDS

In the same way exponential functions can be used to model a wide variety of phenomena in nature,¹ the cosine and sine functions can be used to model their fair share of natural behaviors. In section 10.5, we introduced the concept of a sinusoid as a function which can be written either in the form $C(x) = A \cos(\omega x + \phi) + B$ for $\omega > 0$ or equivalently, in the form $S(x) = A \sin(\omega x + \phi) + B$ for $\omega > 0$. At the time, we remained undecided as to which form we preferred, but the time for such indecision is over. For clarity of exposition we focus on the sine function² in this section and switch to the independent variable t , since the applications in this section are time-dependent. We reintroduce and summarize all of the important facts and definitions about this form of the sinusoid below.

Properties of the Sinusoid $S(t) = A \sin(\omega t + \phi) + B$

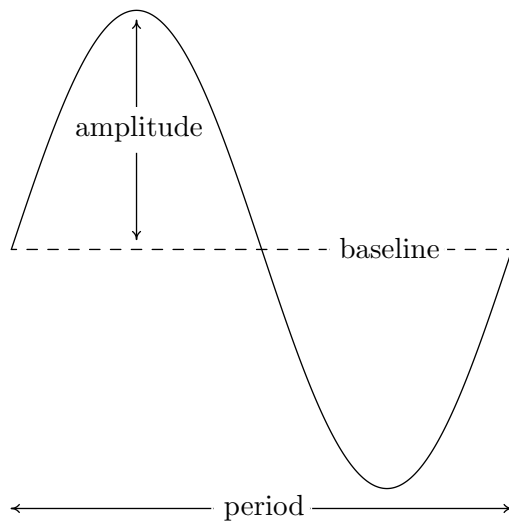
- The **amplitude** is $|A|$
- The **angular frequency** is ω and the **ordinary frequency** is $f = \frac{\omega}{2\pi}$
- The **period** is $T = \frac{1}{f} = \frac{2\pi}{\omega}$
- The **phase** is ϕ and the **phase shift** is $-\frac{\phi}{\omega}$
- The **vertical shift** or **baseline** is B

Along with knowing these formulas, it is helpful to remember what these quantities mean in context. The amplitude measures the maximum displacement of the sine wave from its baseline (determined by the vertical shift), the period is the length of time it takes to complete one cycle of the sinusoid, the angular frequency tells how many cycles are completed over an interval of length 2π , and the ordinary frequency measures how many cycles occur per unit of time. The phase indicates what

¹See Section 6.5.

²Sine haters can use the co-function identity $\cos\left(\frac{\pi}{2} - \theta\right) = \sin(\theta)$ to turn all of the sines into cosines.

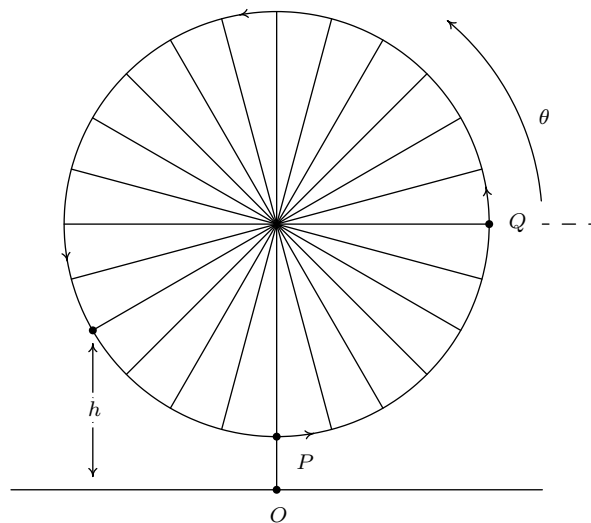
angle ϕ corresponds to $t = 0$, and the phase shift represents how much of a ‘head start’ the sinusoid has over the un-shifted sine function. The figure below is repeated from Section 10.5.



In Section 10.1.1, we introduced the concept of circular motion and in Section 10.2.1, we developed formulas for circular motion. Our first foray into sinusoidal motion puts these notions to good use.

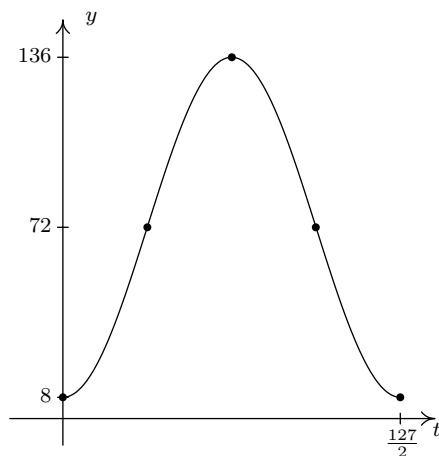
EXAMPLE 11.1.1. Recall from Exercise 8 in Section 10.1 that The Giant Wheel at Cedar Point is a circle with diameter 128 feet which sits on an 8 foot tall platform making its overall height 136 feet. It completes two revolutions in 2 minutes and 7 seconds. Assuming that the riders are at the edge of the circle, find a sinusoid which describes the height of the passengers above the ground t seconds after they pass the point on the wheel closest to the ground.

SOLUTION. We sketch the problem situation below and assume a counter-clockwise rotation.³



³Otherwise, we could just observe the motion of the wheel from the other side.

We know from the equations given on page 627 in Section 10.2.1 that the y -coordinate for counter-clockwise motion on a circle of radius r centered at the origin with constant angular velocity (frequency) ω is given by $y = r \sin(\omega t)$. Here, $t = 0$ corresponds to the point $(r, 0)$ so that θ , the angle measuring the amount of rotation, is in standard position. In our case, the diameter of the wheel is 128 feet, so the radius $r = 64$ feet. Since the wheel completes two revolutions in 2 minutes and 7 seconds (which is 127 seconds) the period $T = \frac{1}{2}(127) = \frac{127}{2}$ seconds. Hence, the angular frequency is $\omega = \frac{2\pi}{T} = \frac{4\pi}{127}$ radians per second. Putting these two pieces of information together, we have that $y = 64 \sin\left(\frac{4\pi}{127}t\right)$ describes the y -coordinate on the Giant Wheel after t seconds, assuming it is centered at $(0, 0)$ with $t = 0$ corresponding to the point Q . In order to find an expression for h , we take the point O in the figure as the origin. Since the base of the Giant Wheel ride is 8 feet above the ground and the Giant Wheel itself has a radius of 64 feet, its center is 72 feet above the ground. To account for this vertical shift upward,⁴ we add 72 to our formula for y to obtain the new formula $h = y + 72 = 64 \sin\left(\frac{4\pi}{127}t\right) + 72$. Next, we need to adjust things so that $t = 0$ corresponds to the point P instead of the point Q . This is where the phase comes into play. Geometrically, we need to shift the angle θ in the figure back $\frac{\pi}{2}$ radians. From Section 10.2.1, we know $\theta = \omega t = \frac{4\pi}{127}t$, so we (temporarily) write the height in terms of θ as $h = 64 \sin(\theta) + 72$. Subtracting $\frac{\pi}{2}$ from θ gives the final answer $h(t) = 64 \sin\left(\theta - \frac{\pi}{2}\right) + 72 = 64 \sin\left(\frac{4\pi}{127}t - \frac{\pi}{2}\right) + 72$. We can check the reasonableness of our answer by graphing $y = h(t)$ over the interval $\left[0, \frac{127}{2}\right]$.



□

A few remarks about Example 11.1.1 are in order. First, note that the amplitude of 64 in our answer corresponds to the radius of the Giant Wheel. This means that passengers on the Giant Wheel never stray more than 64 feet vertically from the center of the Wheel, which makes sense. Second, the phase shift of our answer works out to be $\frac{\pi/2}{4\pi/127} = \frac{127}{8} = 15.875$. This represents the ‘time delay’ (in seconds) we introduce by starting the motion at the point P as opposed to the point Q . Said differently, passengers which ‘start’ at P take 15.875 seconds to ‘catch up’ to the point Q .

Our next example revisits the daylight data first introduced in Section 2.5, Exercise 4b.

⁴We are readjusting our ‘baseline’ from $y = 0$ to $y = 72$.

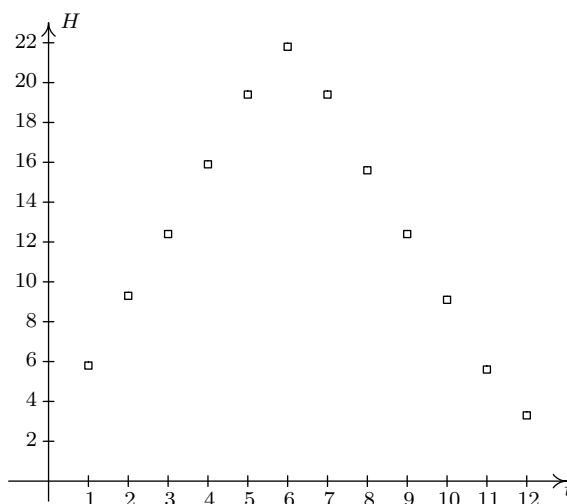
EXAMPLE 11.1.2. According to the [U.S. Naval Observatory](#) website, the number of hours H of daylight that Fairbanks, Alaska received on the 21st day of the n th month of 2009 is given below. Here $t = 1$ represents January 21, 2009, $t = 2$ represents February 21, 2009, and so on.

Month Number	1	2	3	4	5	6	7	8	9	10	11	12
Hours of Daylight	5.8	9.3	12.4	15.9	19.4	21.8	19.4	15.6	12.4	9.1	5.6	3.3

1. Find a sinusoid which models these data and use a graphing utility to graph your answer along with the data.
2. Compare your answer to part 1 to one obtained using the regression feature of a calculator.

SOLUTION.

1. To get a feel for the data, we plot it below.

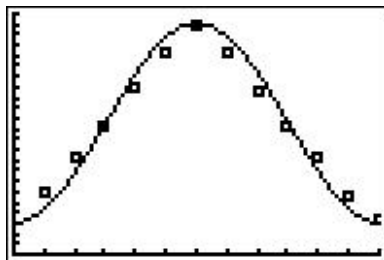


The data certainly appear sinusoidal,⁵ but when it comes down to it, fitting a sinusoid to data manually is not an exact science. We do our best to find the constants A , ω , ϕ and B so that the function $H(t) = A \sin(\omega t + \phi) + B$ closely matches the data. We first go after the vertical shift B whose value determines the baseline. In a typical sinusoid, the value of B is the average of the maximum and minimum values. So here we take $B = \frac{3.3+21.8}{2} = 12.55$. Next is the amplitude A which is the displacement from the baseline to the maximum (and minimum) values. We find $A = 21.8 - 12.55 = 12.55 - 3.3 = 9.25$. At this point, we have $H(t) = 9.25 \sin(\omega t + \phi) + 12.55$. Next, we go after the angular frequency ω . Since the data collected is over the span of a year (12 months), we take the period $T = 12$ months.⁶ This

⁵Okay, it appears to be the ‘ \wedge ’ shape we saw in some of the graphs in Section 2.2. Just humor us.

⁶Even though the data collected lies in the interval $[1, 12]$, which has a length of 11, we need to think of the data point at $t = 1$ as a representative sample of the amount of daylight for every day in January. That is, it represents $H(t)$ over the interval $[0, 1]$. Similarly, $t = 2$ is a sample of $H(t)$ over $[1, 2]$, and so forth.

means $\omega = \frac{2\pi}{T} = \frac{2\pi}{12} = \frac{\pi}{6}$. The last quantity to find is the phase ϕ . Unlike the previous example, it is easier in this case to find the phase shift $-\frac{\phi}{\omega}$. Since we picked $A > 0$, the phase shift corresponds to the first value of t with $H(t) = 12.55$ (the baseline value).⁷ Here, we choose $t = 3$, since its corresponding H value of 12.4 is closer to 12.55 than the next value, 15.9, which corresponds to $t = 4$. Hence, $-\frac{\phi}{\omega} = 3$, so $\phi = -3\omega = -3\left(\frac{\pi}{6}\right) = -\frac{\pi}{2}$. We have $H(t) = 9.25 \sin\left(\frac{\pi}{6}t - \frac{\pi}{2}\right) + 12.55$. Below is a graph of our data with the curve $y = H(t)$.



2. Using the ‘SinReg’ command, we graph the calculator’s regression below.

```

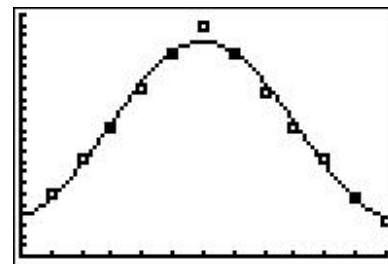
EDIT [2nd] [MODE] TESTS
8↑LinReg(a+bx)
9:LnReg
0:ExpReg
H:PwrReg
B:Logistic
[2nd] SinReg
D:Manual-Fit

```

```

SinReg
y=a*sin(bx+c)+d
a=8.364347567
b=.4966915558
c=-1.397237167
d=12.05954684

```



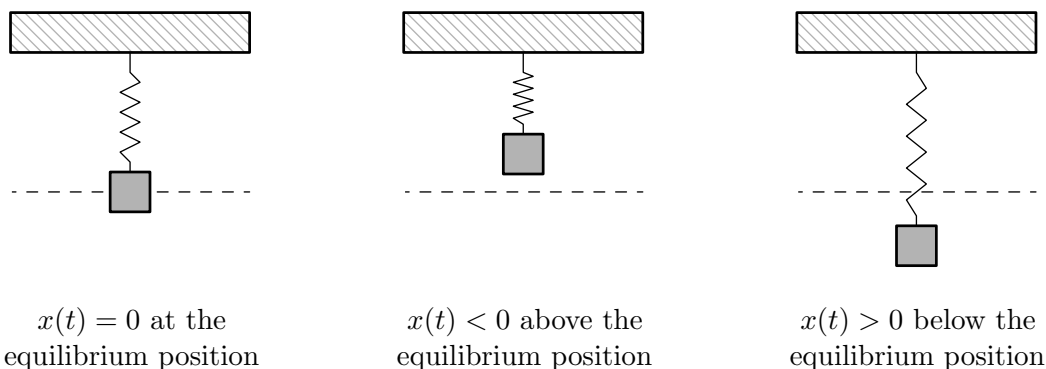
While both models seem to be reasonable fits to the data, the calculator model is possibly the better fit. The calculator does not give us an r^2 value like it did for linear regressions in Section 2.5, nor does it give us an R^2 value like it did for quadratic, cubic and quartic regressions as in Section 3.1. The reason for this, much like the reason for the absence of R^2 for the logistic model in Section 6.5, is beyond the scope of this course. We’ll just have to use our own good judgment when choosing the best sinusoid model. \square

11.1.1 HARMONIC MOTION

One of the major applications of sinusoids in Science and Engineering is the study of **harmonic motion**. The equations for harmonic motion can be used to describe a wide range of phenomena, from the motion of an object on a spring, to the response of an electronic circuit. In this subsection, we restrict our attention to modeling a simple spring system. Before we jump into the Mathematics, there are some Physics terms and concepts we need to discuss. In Physics, ‘mass’ is defined as a measure of an object’s resistance to straight-line motion whereas ‘weight’ is the amount of force

⁷See the figure on page 748.

(pull) gravity exerts on an object. An object's mass cannot change,⁸ while its weight could change. An object which weighs 6 pounds on the surface of the Earth would weigh 1 pound on the surface of the Moon, but its mass is the same in both places. In the English system of units, 'pounds' (lbs.) is a measure of force (weight), and the corresponding unit of mass is the 'slug'. In the SI system, the unit of force is 'Newtons' (N) and the associated unit of mass is the 'kilogram' (kg). We convert between mass and weight using the formula⁹ $w = mg$. Here, w is the weight of the object, m is the mass and g is the acceleration due to gravity. In the English system, $g = 32 \frac{\text{feet}}{\text{second}^2}$, and in the SI system, $g = 9.8 \frac{\text{meters}}{\text{second}^2}$. Hence, on Earth a mass of 1 slug weighs 32 lbs. and a mass of 1 kg weighs 9.8 N.¹⁰ Suppose we attach an object with mass m to a spring as depicted below. The weight of the object will stretch the spring. The system is said to be in 'equilibrium' when the weight of the object is perfectly balanced with the restorative force of the spring. How far the spring stretches to reach equilibrium depends on the spring's 'spring constant'. Usually denoted by the letter k , the spring constant relates the force F applied to the spring to the amount d the spring stretches in accordance with [Hooke's Law](#)¹¹ $F = kd$. If the object is released above or below the equilibrium position, or if the object is released with an upward or downward velocity, the object will bounce up and down on the end of the spring until some external force stops it. If we let $x(t)$ denote the object's displacement from the equilibrium position at time t , then $x(t) = 0$ means the object is at the equilibrium position, $x(t) < 0$ means the object is *above* the equilibrium position, and $x(t) > 0$ means the object is *below* the equilibrium position. The function $x(t)$ is called the 'equation of motion' of the object.¹²



If we ignore all other influences on the system except gravity and the spring force, then Physics tells us that gravity and the spring force will battle each other forever and the object will oscillate indefinitely. In this case, we describe the motion as 'free' (meaning there is no external force causing the motion) and 'undamped' (meaning we ignore friction caused by surrounding medium, which

⁸Well, assuming the object isn't subjected to relativistic speeds . . .

⁹This is a consequence of Newton's Second Law of Motion $F = ma$ where F is force, m is mass and a is acceleration. In our present setting, the force involved is weight which is caused by the acceleration due to gravity.

¹⁰Note that 1 pound = $1 \frac{\text{slug foot}}{\text{second}^2}$ and 1 Newton = $1 \frac{\text{kg meter}}{\text{second}^2}$.

¹¹Look familiar? We saw Hooke's Law in Section 4.3.1.

¹²To keep units compatible, if we are using the English system, we use feet (ft.) to measure displacement. If we are in the SI system, we measure displacement in meters (m). Time is always measured in seconds (s).

in our case is air). The following theorem, which comes from Differential Equations, gives $x(t)$ as a function of the mass m of the object, the spring constant k , the initial displacement x_0 of the object and initial velocity v_0 of the object. As with $x(t)$, $x_0 = 0$ means the object is released from the equilibrium position, $x_0 < 0$ means the object is released *above* the equilibrium position and $x_0 > 0$ means the object is released *below* the equilibrium position. As far as the initial velocity v_0 is concerned, $v_0 = 0$ means the object is released ‘from rest,’ $v_0 < 0$ means the object is heading *upwards* and $v_0 > 0$ means the object is heading *downwards*.¹³

THEOREM 11.1. Equation for Free Undamped Harmonic Motion: Suppose an object of mass m is suspended from a spring with spring constant k . If the initial displacement from the equilibrium position is x_0 and the initial velocity of the object is v_0 , then the displacement x from the equilibrium position at time t is given by $x(t) = A \sin(\omega t + \phi)$ where

- $\omega = \sqrt{\frac{k}{m}}$ and $A = \sqrt{x_0^2 + \left(\frac{v_0}{\omega}\right)^2}$
- $A \sin(\phi) = x_0$ and $A \omega \cos(\phi) = v_0$.

It is a great exercise in ‘dimensional analysis’ to verify that the formulas given in Theorem 11.1 work out so that ω has units $\frac{1}{s}$ and A has units ft. or m, depending on which system we choose.

EXAMPLE 11.1.3. Suppose an object weighing 64 pounds stretches a spring 8 feet.

1. If the object is attached to the spring and released 3 feet below the equilibrium position from rest, find the equation of motion of the object, $x(t)$. When does the object first pass through the equilibrium position? Is the object heading upwards or downwards at this instant?
2. If the object is attached to the spring and released 3 feet below the equilibrium position with an upward velocity of 8 feet per second, find the equation of motion of the object, $x(t)$. What is the longest distance the object travels *above* the equilibrium position? When does this first happen? Confirm your result using a graphing utility.

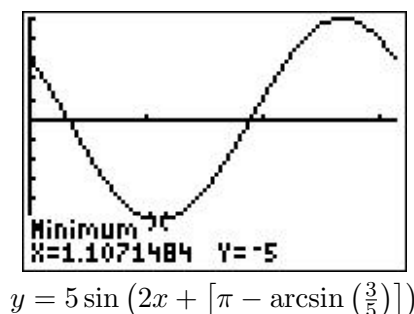
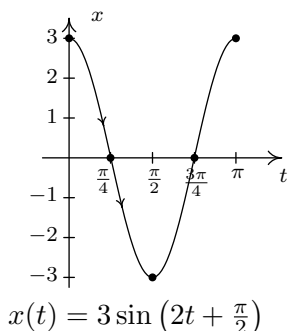
SOLUTION. In order to use the formulas in Theorem 11.1, we first need to determine the spring constant k and the mass of the object m . To find k , we use Hooke’s Law $F = kd$. We know the object weighs 64 lbs. and stretches the spring 8 ft.. Using $F = 64$ and $d = 8$, we get $64 = k \cdot 8$, or $k = 8 \frac{\text{lbs.}}{\text{ft.}}$. To find m , we use $w = mg$ with $w = 64$ lbs. and $g = 32 \frac{\text{ft.}}{\text{s}^2}$. We get $m = 2$ slugs. We can now proceed to apply Theorem 11.1.

1. With $k = 8$ and $m = 2$, we get $\omega = \sqrt{\frac{k}{m}} = \sqrt{\frac{8}{2}} = 2$. We are told that the object is released 3 feet *below* the equilibrium position ‘from rest.’ This means $x_0 = 3$ and $v_0 = 0$. Therefore, $A = \sqrt{x_0^2 + \left(\frac{v_0}{\omega}\right)^2} = \sqrt{3^2 + 0^2} = 3$. To determine the phase ϕ , we have $A \sin(\phi) = x_0$,

¹³The sign conventions here are carried over from Physics. If not for the spring, the object would fall towards the ground, which is the ‘natural’ or ‘positive’ direction. Since the spring force acts in direct opposition to gravity, any movement upwards is considered ‘negative’.

which in this case gives $3 \sin(\phi) = 3$ so $\sin(\phi) = 1$. Only $\phi = \frac{\pi}{2}$ and angles coterminal to it satisfy this condition, so we pick¹⁴ the phase to be $\phi = \frac{\pi}{2}$. Hence, the equation of motion is $x(t) = 3 \sin(2t + \frac{\pi}{2})$. To find when the object passes through the equilibrium position we solve $x(t) = 3 \sin(2t + \frac{\pi}{2}) = 0$. Going through the usual analysis we find $t = -\frac{\pi}{4} + \frac{\pi}{2}k$ for integers k . Since we are interested in the first time the object passes through the equilibrium position, we look for the smallest positive t value which in this case is $t = \frac{\pi}{4} \approx 0.78$ seconds after the start of the motion. Common sense suggests that if we release the object below the equilibrium position, the object should be traveling upwards when it first passes through it. To check this answer, we graph one cycle of $x(t)$. Since our applied domain in this situation is $t \geq 0$, and the period of $x(t)$ is $T = \frac{2\pi}{\omega} = \frac{2\pi}{2} = \pi$, we graph $x(t)$ over the interval $[0, \pi]$. Remembering that $x(t) > 0$ means the object is below the equilibrium position and $x(t) < 0$ means the object is above the equilibrium position, the fact our graph is crossing through the t -axis from positive x to negative x at $t = \frac{\pi}{4}$ confirms our answer.

2. The only difference between this problem and the previous problem is that we now release the object with an upward velocity of $8 \frac{\text{ft}}{\text{s}}$. We still have $\omega = 2$ and $x_0 = 3$, but now we have $v_0 = -8$, the negative indicating the velocity is directed upwards. Here, we get $A = \sqrt{x_0^2 + (\frac{v_0}{\omega})^2} = \sqrt{3^2 + (-4)^2} = 5$. From $A \sin(\phi) = x_0$, we get $5 \sin(\phi) = 3$ which gives $\sin(\phi) = \frac{3}{5}$. From $A\omega \cos(\phi) = v_0$, we get $10 \cos(\phi) = -8$, or $\cos(\phi) = -\frac{4}{5}$. This means that ϕ is a Quadrant II angle which we can describe in terms of either arcsine or arccosine. Since $x(t)$ is expressed in terms of sine, we choose to express $\phi = \pi - \arcsin(\frac{3}{5})$. Hence, $x(t) = 5 \sin(2t + [\pi - \arcsin(\frac{3}{5})])$. Since the amplitude of $x(t)$ is 5, the object will travel at most 5 feet above the equilibrium position. To find when this happens, we solve the equation $x(t) = 5 \sin(2t + [\pi - \arcsin(\frac{3}{5})]) = -5$, the negative once again signifying that the object is *above* the equilibrium position. Going through the usual machinations, we get $t = \frac{1}{2} \arcsin(\frac{3}{5}) + \frac{\pi}{4} + \pi k$ for integers k . The smallest of these values occurs when $k = 0$, that is, $t = \frac{1}{2} \arcsin(\frac{3}{5}) + \frac{\pi}{4} \approx 1.107$ seconds after the start of the motion. To check our answer using the calculator, we graph $y = 5 \sin(2x + [\pi - \arcsin(\frac{3}{5})])$ on a graphing utility and confirm the coordinates of the first relative minimum to be approximately $(1.107, -5)$.



□

¹⁴For confirmation, we note that $A\omega \cos(\phi) = v_0$, which in this case reduces to $6 \cos(\phi) = 0$.

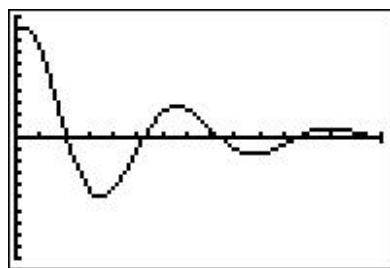
It is possible, though beyond the scope of this course, to model the effects of friction and other external forces acting on the system.¹⁵ While we may not have the Physics and Calculus background to *derive* equations of motion for these scenarios, we can certainly analyze them. We examine three cases in the following example.

EXAMPLE 11.1.4.

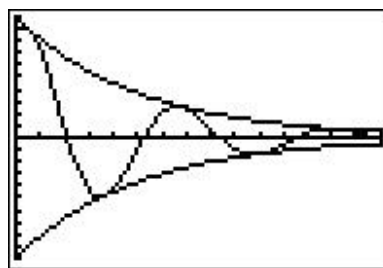
1. Write $x(t) = 5e^{-t/5} \cos(t) + 5e^{-t/5} \sqrt{3} \sin(t)$ in the form $x(t) = A(t) \sin(\omega t + \phi)$. Graph $x(t)$ using a graphing utility.
2. Write $x(t) = (t + 3)\sqrt{2} \cos(2t) + (t + 3)\sqrt{2} \sin(2t)$ in the form $x(t) = A(t) \sin(\omega t + \phi)$. Graph $x(t)$ using a graphing utility.
3. Find the period of $x(t) = 5 \sin(6t) - 5 \sin(8t)$. Graph $x(t)$ using a graphing utility.

SOLUTION.

1. We start rewriting $x(t) = 5e^{-t/5} \cos(t) + 5e^{-t/5} \sqrt{3} \sin(t)$ by factoring out $5e^{-t/5}$ from both terms to get $x(t) = 5e^{-t/5} (\cos(t) + \sqrt{3} \sin(t))$. We convert what's left in parentheses to the required form using the formulas introduced in Exercise 4 from Section 10.5. We find $(\cos(t) + \sqrt{3} \sin(t)) = 2 \sin(t + \frac{\pi}{3})$ so that $x(t) = 10e^{-t/5} \sin(t + \frac{\pi}{3})$. Graphing this on the calculator as $y = 10e^{-x/5} \sin(x + \frac{\pi}{3})$ reveals some interesting behavior. The sinusoidal nature continues indefinitely, but it is being attenuated. In the sinusoid $A \sin(\omega x + \phi)$, the coefficient A of the sine function is the amplitude. In the case of $y = 10e^{-x/5} \sin(x + \frac{\pi}{3})$, we can think of the *function* $A(x) = 10e^{-x/5}$ as the amplitude. As $x \rightarrow \infty$, $10e^{-x/5} \rightarrow 0$ which means the amplitude continues to shrink towards zero. Indeed, if we graph $y = \pm 10e^{-x/5}$ along with $y = 10e^{-x/5} \sin(x + \frac{\pi}{3})$, we see this attenuation taking place. This equation corresponds to the motion of an object on a spring where there is a slight force which acts to 'damp', or slow the motion. An example of this kind of force would be the friction of the object against the air. In this model, the object oscillates forever, but with smaller and smaller amplitude.



$$y = 10e^{-x/5} \sin\left(x + \frac{\pi}{3}\right)$$

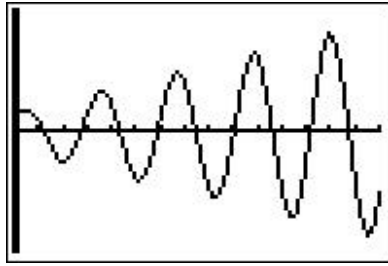


$$y = 10e^{-x/5} \sin\left(x + \frac{\pi}{3}\right), y = \pm 10e^{-x/5}$$

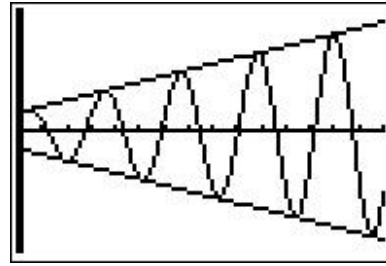
2. Proceeding as in the first example, we factor out $(t + 3)\sqrt{2}$ from each term in the function $x(t) = (t + 3)\sqrt{2} \cos(2t) + (t + 3)\sqrt{2} \sin(2t)$ to get $x(t) = (t + 3)\sqrt{2}(\cos(2t) + \sin(2t))$. We find

¹⁵Take a good Differential Equations class to see this!

$(\cos(2t) + \sin(2t)) = \sqrt{2} \sin(2t + \frac{\pi}{4})$, so $x(t) = 2(t + 3) \sin(2t + \frac{\pi}{4})$. Graphing this on the calculator as $y = 2(x + 3) \sin(2x + \frac{\pi}{4})$, we find the sinusoid's amplitude growing. Since our amplitude function here is $A(x) = 2(x + 3) = 2x + 6$, which continues to grow without bound as $x \rightarrow \infty$, this is hardly surprising. The phenomenon illustrated here is 'forced' motion. That is, we imagine that the entire apparatus on which the spring is attached is oscillating as well. In this case, we are witnessing a 'resonance' effect – the frequency of the external oscillation matches the frequency of the motion of the object on the spring.¹⁶

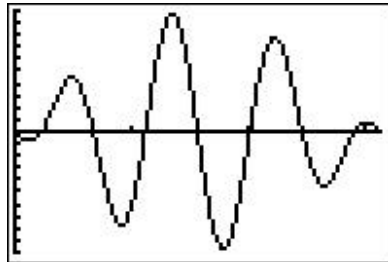


$$y = 2(x + 3) \sin(2x + \frac{\pi}{4})$$

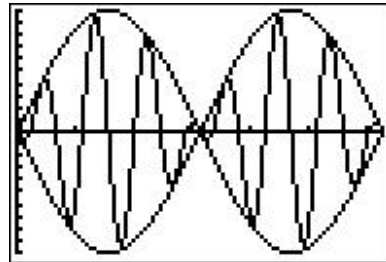


$$y = 2(x + 3) \sin(2x + \frac{\pi}{4}), y = \pm 2(x + 3)$$

3. Last, but not least, we come to $x(t) = 5 \sin(6t) - 5 \sin(8t)$. To find the period of this function, we need to determine the length of the smallest interval on which both $f(t) = 5 \sin(6t)$ and $g(t) = 5 \sin(8t)$ complete a whole number of cycles. To do this, we take the ratio of their frequencies and reduce to lowest terms: $\frac{6}{8} = \frac{3}{4}$. This tells us that for every 3 cycles f makes, g makes 4. In other words, the period of $x(t)$ is three times the period of $f(t)$ (which is four times the period of $g(t)$), or π . We graph $y = 5 \sin(6x) - 5 \sin(8x)$ over $[0, \pi]$ on the calculator to check this. This equation of motion also results from 'forced' motion, but here the frequency of the external oscillation is different than that of the object on the spring. Since the sinusoids here have different frequencies, they are 'out of sync' and do not amplify each other as in the previous example. Taking things a step further, we can use a sum to product identity to rewrite $x(t) = 5 \sin(6t) - 5 \sin(8t)$ as $x(t) = -10 \sin(t) \cos(7t)$. The lower frequency factor in this expression, $-10 \sin(t)$, plays an interesting role in the graph of $x(t)$. Below we graph $y = 5 \sin(6x) - 5 \sin(8x)$ and $y = \pm 10 \sin(x)$ over $[0, 2\pi]$. This is an example of the 'beat' phenomena, and the curious reader is invited to explore this concept as well.¹⁷



$$y = 5 \sin(6x) - 5 \sin(8x) \text{ over } [0, \pi]$$



$$y = 5 \sin(6x) - 5 \sin(8x) \text{ and } y = \pm 10 \sin(x) \text{ over } [0, 2\pi]$$

□

¹⁶The reader is invited to investigate the destructive implications of [resonance](#).

¹⁷A good place to start is this article on [beats](#).

11.1.2 EXERCISES

- The sounds we hear are made up of (mechanical) waves. The note ‘A’ above the note ‘middle C’ is a sound wave with (ordinary) frequency $f = 440$ Hertz ($= 440 \frac{\text{cycles}}{\text{second}}$). Find a sinusoid which models this note, assuming the amplitude is 1 and the phase shift is 0.
- The voltage V in an alternating current source has amplitude $220\sqrt{2}$ and (ordinary) frequency $f = 60$ Hertz. Find a sinusoid which models this voltage. Assume the phase is 0.
- The [London Eye](#) is a popular tourist attraction in London, England and one of the largest Ferris Wheels in the world. It has a diameter of 135 meters and makes one revolution (counter-clockwise) every 30 minutes. It is constructed so that the lowest part of the Eye reaches ground level, enabling passengers to simply walk on to, and off of, the ride. Find a sinusoid which models the height in meters, h of the passenger off the ground t minutes after they board the Eye at ground level.
- On page 627 in Section 10.2.1, we have the x -coordinate of counter-clockwise motion on a circle of radius r with angular frequency ω is $x = r \cos(\omega t)$, where $t = 0$ corresponds to the point $(r, 0)$. Suppose we are in the situation of Exercise 3 above. Find a sinusoid which models the horizontal *displacement* in meters, x of the passenger from the center of the Eye t minutes after they board the Eye. Here we take $x(t) > 0$ to mean the passenger is to the *right* of the center, while $x(t) < 0$ means the passenger is to the *left* of the center.
- The table below lists the average temperature of Lake Erie as measured in Cleveland, Ohio, on the first of the month of each month during the years 1971 – 2000.¹⁸ For example, $t = 3$ represents the average of the temperatures recorded for Lake Erie on every March 1 from the years 1971 through 2000.

Month Number, t	1	2	3	4	5	6	7	8	9	10	11	12
Temperature ($^{\circ}$ F), T	36	33	34	38	47	57	67	74	73	67	56	46

- Using the techniques discussed in Example 11.1.2, fit a sinusoid to these data.
- Using a graphing utility, graph your model along with the data set to judge the reasonableness of the fit.
- Use the model you found in part 5a to predict the average temperature recorded for Lake Erie on April 15th and September 15th during the years 1971–2000.¹⁹
- Compare your results to those obtained using a graphing utility.

¹⁸See this website: <http://www.erh.noaa.gov/cle/climate/cle/normals/lakempcle.html>.

¹⁹The computed average is 41° F for April 15th and 71° F for September 15th.

6. The fraction of the moon illuminated at midnight Eastern Standard Time on the t^{th} day of June, 2009, is given in the table below.²⁰

Day of June, t	3	6	9	12	15	18	21	24	27	30
Fraction Illuminated, F	0.81	0.98	0.98	0.83	0.57	0.27	0.04	0.03	0.26	0.58

- (a) Using the techniques discussed in Example 11.1.2, fit a sinusoid to these data.²¹
- (b) Using a graphing utility, graph your model along with the data set to judge the reasonableness of the fit.
- (c) Use the model you found in part 6a to predict the fraction of the moon illuminated on June 1, 2009.²²
- (d) Compare your results to those obtained using a graphing utility.
7. Suppose an object weighing 10 pounds is suspended from the ceiling by a spring which stretches 2 feet to its equilibrium position when the object is attached.
- (a) Find the spring constant, k (in $\frac{\text{lbs.}}{\text{ft.}}$) and the mass of the object (in slugs).
- (b) Find the equation of motion of the object if it is released from 1 foot *below* the equilibrium position from rest. When is the first time the object passes through the equilibrium position? In which direction is it heading?
- (c) Find the equation of motion of the object if it is released from 6 inches *above* the equilibrium position with a *downward* velocity of 2 feet per second. Find when the object passes through the equilibrium position heading downwards for the third time.
8. With the help of your classmates, research the phenomena mentioned in Example 11.1.4, namely [resonance](#) and [beats](#).
9. With the help of your classmates, research [Amplitude Modulation](#) and [Frequency Modulation](#).

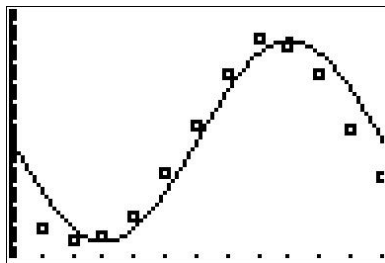
²⁰See this website: <http://www.usno.navy.mil/USNO/astronomical-applications/data-services/frac-moon-ill>.

²¹You may want to plot the data before you find the phase shift.

²²The listed fraction is 0.62.

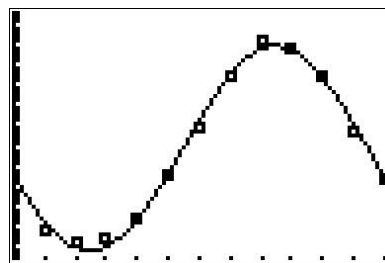
11.1.3 ANSWERS

1. $S(t) = \sin(880\pi t)$
2. $V(t) = 220\sqrt{2}\sin(120\pi t)$
3. $h(t) = 67.5 \sin\left(\frac{\pi}{15}t - \frac{\pi}{2}\right) + 67.5$
4. $x(t) = 67.5 \cos\left(\frac{\pi}{15}t - \frac{\pi}{2}\right) = 67.5 \sin\left(\frac{\pi}{15}t\right)$
5. (a) $T(t) = 20.5 \sin\left(\frac{\pi}{6}t - \pi\right) + 53.5$
 (b) Our function and the data set are graphed below.



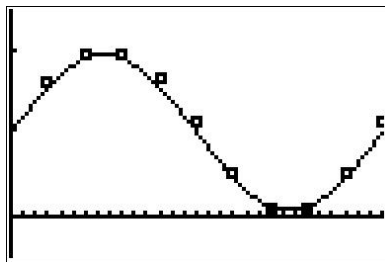
- (c) The average temperature on April 15th is approximately $T(4.5) \approx 39.00^\circ\text{F}$.
 (d) Using a graphing calculator, we get the following:

```
SinReg
y=a*sin(bx+c)+d
a=20.8373989
b=.5251389217
c=-2.860348658
d=52.36580213
```



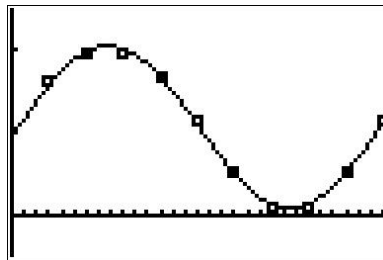
This model predicts the average temperature for April 15th to be approximately 42.43°F and the average temperature in September 15th to be approximately 70.05°F

6. (a) Based on the shape of the data, we either choose $A < 0$ or we find the *second* value of t which closely approximates the 'baseline' value, $F = 0.505$. We choose the latter:
 $F(t) = 0.475 \sin\left(\frac{\pi}{15}t - 2\pi\right) + 0.505 = 0.475 \sin\left(\frac{\pi}{15}t\right) + 0.505$
- (b) Our function and the data set are graphed below.



- (c) The fraction of the moon illuminated on June 1st, 2009 is approximately $F(1) \approx 0.60$
- (d) Using a graphing calculator, we get the following:

```
SinReg
y=a*sin(bx+c)+d
a=.495668493
b=.21448267
c=-.0985093289
d=.5315118883
```



This model predicts the fraction of the moon illuminated on June 1st, 2009 is approximately 0.59.

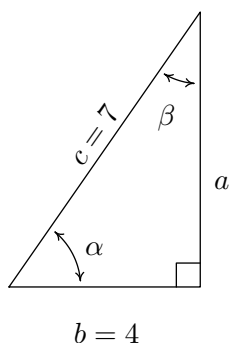
7. (a) $k = 5 \frac{\text{lbs.}}{\text{ft.}}$ and $m = \frac{5}{16}$ slugs
- (b) $x(t) = \sin\left(4t + \frac{\pi}{2}\right)$. The object first passes through the equilibrium point when $t = \frac{\pi}{8} \approx 0.39$ seconds after the motion starts. At this time, the object is heading upwards.
- (c) $x(t) = \frac{\sqrt{2}}{2} \sin\left(4t + \frac{7\pi}{4}\right)$. The object passes through the equilibrium point heading downwards for the third time when $t = \frac{17\pi}{16} \approx 3.34$ seconds.

11.2 THE LAW OF SINES

Trigonometry literally means ‘measuring triangles’ and with Chapter 10 under our belts, we are more than prepared to do just that. The main goal of this section and the next is to develop theorems which allow us to ‘solve’ triangles – that is, find the length of each side of a triangle and the measure of each of its angles. In Sections 10.2, 10.3 and 10.6, we’ve had some experience solving right triangles. The following example reviews what we know.

EXAMPLE 11.2.1. Given a right triangle with a hypotenuse of length 7 units and one leg of length 4 units, find the length of the remaining side and the measures of the remaining angles. Express the angles in decimal degrees, rounded to the nearest hundredth of a degree.

SOLUTION. For definitiveness, we label the triangle below.



To find the length of the missing side a , we use the Pythagorean Theorem to get $a^2 + 4^2 = 7^2$ which then yields $a = \sqrt{33}$ units. Now that all three sides of the triangle are known, there are several ways we can find α using the inverse trigonometric functions. To decrease the chances of propagating error, however, we stick to using the data given to us in the problem. In this case, the lengths 4 and 7 were given, so we want to relate these to α . According to Theorem 10.4, $\cos(\alpha) = \frac{4}{7}$. Since α is an acute angle, $\alpha = \arccos\left(\frac{4}{7}\right)$ radians. Converting to degrees, we find $\alpha \approx 55.15^\circ$. Now that we have the measure of angle α , we could find the measure of angle β using the fact that α and β are complements so $\alpha + \beta = 90^\circ$. Once again, we opt to use the data given to us in the problem. According to Theorem 10.4, we have that $\sin(\beta) = \frac{4}{7}$ so $\beta = \arcsin\left(\frac{4}{7}\right)$ radians and we have $\beta \approx 34.85^\circ$. \square

A few remarks about Example 11.2.1 are in order. First, we adhere to the convention that a lower case Greek letter denotes an angle¹ and the corresponding lowercase English letter represents the side² opposite that angle. Thus, a is the side opposite α , b is the side opposite β and c is the side opposite γ . Taken together, the pairs (α, a) , (β, b) and (γ, c) are called *angle-side opposite pairs*. Second, as mentioned earlier, we will strive to solve for quantities using the original data given in the problem whenever possible. While this is not always the easiest or fastest way to proceed, it

¹as well as the measure of said angle

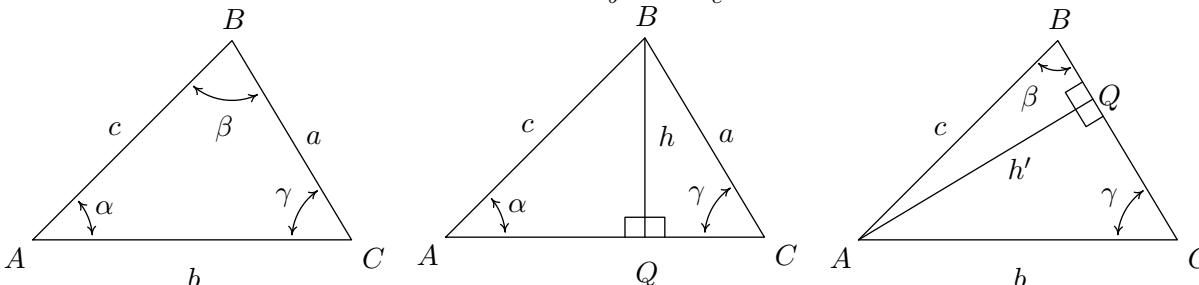
²as well as the length of said side

minimizes the chances of propagated error.³ Third, since many of the applications which require solving triangles ‘in the wild’ rely on degree measure, we shall adopt this convention for the time being.⁴ The Pythagorean Theorem along with Theorems 10.4 and 10.10 allow us to easily handle any given right triangle problem, but what if the triangle isn’t a right triangle? In certain cases, we can use the **Law of Sines** to help.

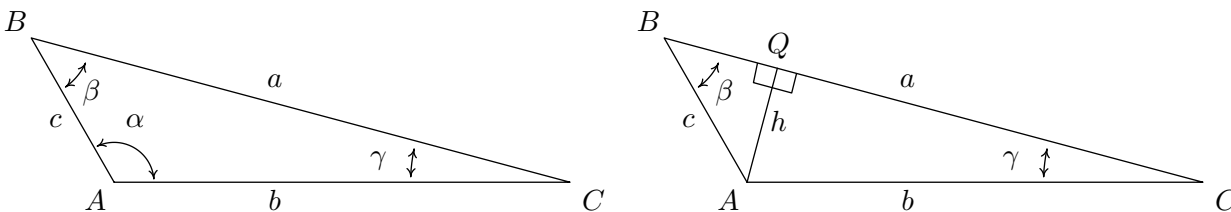
THEOREM 11.2. The Law of Sines: Given a triangle with angle-side opposite pairs (α, a) , (β, b) and (γ, c) , the following ratios hold

$$\frac{\sin(\alpha)}{a} = \frac{\sin(\beta)}{b} = \frac{\sin(\gamma)}{c}$$

The proof of the Law of Sines can be broken into three cases. For our first case, consider the triangle $\triangle ABC$ below, all of whose angles are acute, with angle-side opposite pairs (α, a) , (β, b) and (γ, c) . If we drop an altitude from vertex B , we divide the triangle into two right triangles: $\triangle ABQ$ and $\triangle BCQ$. If we call the length of the altitude h (for height), we get from Theorem 10.4 that $\sin(\alpha) = \frac{h}{c}$ and $\sin(\gamma) = \frac{h}{a}$ so that $h = c \sin(\alpha) = a \sin(\gamma)$. After some rearrangement of the last equation, we get $\frac{\sin(\alpha)}{a} = \frac{\sin(\gamma)}{c}$. If we drop an altitude from vertex A , we can proceed as above using the triangles $\triangle ABQ$ and $\triangle ACQ$ to get $\frac{\sin(\beta)}{b} = \frac{\sin(\gamma)}{c}$, completing the proof for this case.



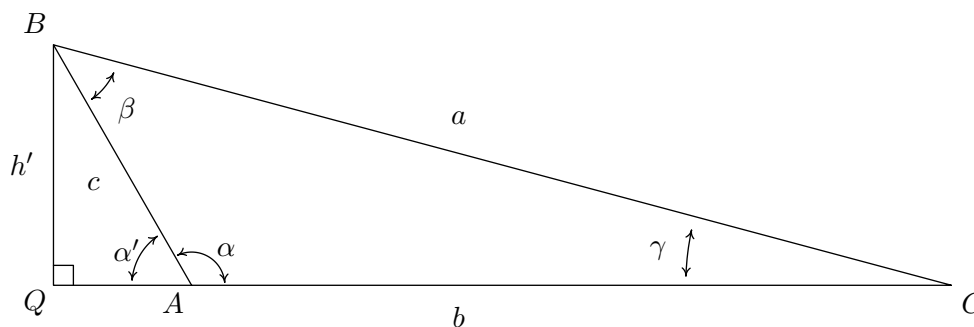
For our next case consider the triangle $\triangle ABC$ below with obtuse angle α . Extending an altitude from vertex A gives two right triangles, as in the previous case: $\triangle ABQ$ and $\triangle ACQ$. Proceeding as before, we get $h = b \sin(\gamma)$ and $h = c \sin(\beta)$ so that $\frac{\sin(\beta)}{b} = \frac{\sin(\gamma)}{c}$.



Dropping an altitude from vertex B also generates two right triangles, $\triangle ABQ$ and $\triangle BCQ$. We know that $\sin(\alpha') = \frac{h'}{c}$ so that $h' = c \sin(\alpha')$. Since $\alpha' = 180^\circ - \alpha$, $\sin(\alpha') = \sin(\alpha)$, so in fact, we have $h' = c \sin(\alpha)$. Proceeding to $\triangle BCQ$, we get $\sin(\gamma) = \frac{h'}{a}$ so $h' = a \sin(\gamma)$. Putting this together with the previous equation, we get $\frac{\sin(\gamma)}{c} = \frac{\sin(\alpha)}{a}$, and we are finished with this case.

³Your Science teachers should thank us for this.

⁴Don't worry! Radians will be back before you know it!



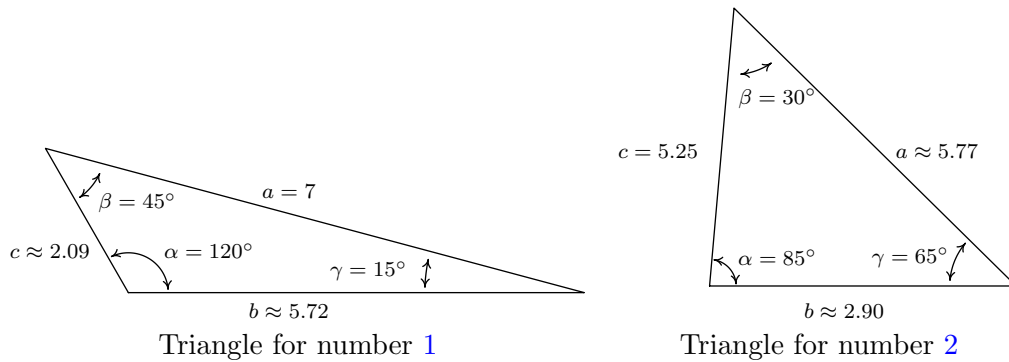
The remaining case is when $\triangle ABC$ is a right triangle. In this case, the Law of Sines reduces to the formulas given in Theorem 10.4 and is left to the reader. In order to use the Law of Sines to solve a triangle, we need at least one angle-side opposite pair. The next example showcases some of the power, and the pitfalls, of the Law of Sines.

EXAMPLE 11.2.2. Solve the following triangles. Give exact answers and decimal approximations (rounded to hundredths) and sketch the triangle.

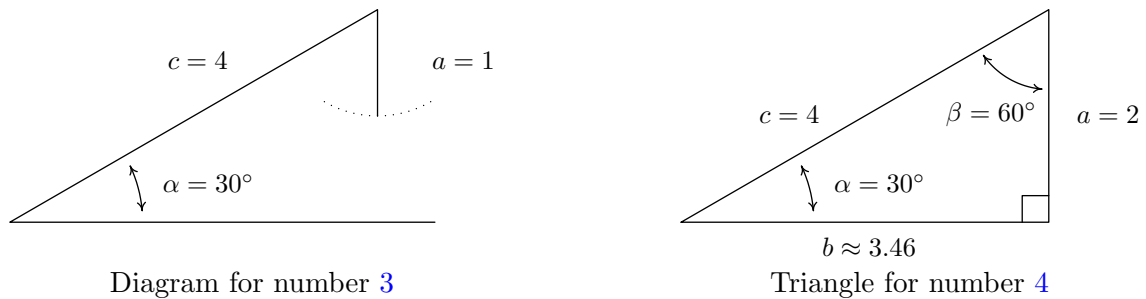
- | | |
|--|---|
| 1. $\alpha = 120^\circ$, $a = 7$ units, $\beta = 45^\circ$ | 4. $\alpha = 30^\circ$, $a = 2$ units, $c = 4$ units |
| 2. $\alpha = 85^\circ$, $\beta = 30^\circ$, $c = 5.25$ units | 5. $\alpha = 30^\circ$, $a = 3$ units, $c = 4$ units |
| 3. $\alpha = 30^\circ$, $a = 1$ units, $c = 4$ units | 6. $\alpha = 30^\circ$, $a = 4$ units, $c = 4$ units |

SOLUTION.

- Knowing an angle-side opposite pair, namely α and a , we may proceed in using the Law of Sines. Since $\beta = 45^\circ$, we get $\frac{\sin(45^\circ)}{b} = \frac{\sin(120^\circ)}{7}$ or $b = \frac{7 \sin(45^\circ)}{\sin(120^\circ)} = \frac{7\sqrt{6}}{3} \approx 5.72$ units. Now that we have two angle-side pairs, it is time to find the third. To find γ , we use the fact that the sum of the measures of the angles in a triangle is 180° . Hence, $\gamma = 180^\circ - 120^\circ - 45^\circ = 15^\circ$. To find c , we have no choice but to use the derived value $\gamma = 15^\circ$, yet we can minimize the propagation of error here by using the given angle-side opposite pair (α, a) . The Law of Sines gives us $\frac{\sin(15^\circ)}{c} = \frac{\sin(120^\circ)}{7}$ so that $c = \frac{7 \sin(15^\circ)}{\sin(120^\circ)} \approx 2.09$ units. We sketch this triangle below.
- In this example, we are not immediately given an angle-side opposite pair, but as we have the measures of α and β , we can solve for γ since $\gamma = 180^\circ - 85^\circ - 30^\circ = 65^\circ$. As in the previous example, we are forced to use a derived value in our computations since the only angle-side pair available is (γ, c) . The Law of Sines gives $\frac{\sin(85^\circ)}{a} = \frac{\sin(65^\circ)}{5.25}$. After the usual rearrangement, we get $a = \frac{5.25 \sin(85^\circ)}{\sin(65^\circ)} \approx 5.77$ units. To find b we use the angle-side pair (γ, c) which yields $\frac{\sin(30^\circ)}{b} = \frac{\sin(65^\circ)}{5.25}$ hence $b = \frac{5.25 \sin(30^\circ)}{\sin(65^\circ)} \approx 2.90$ units.

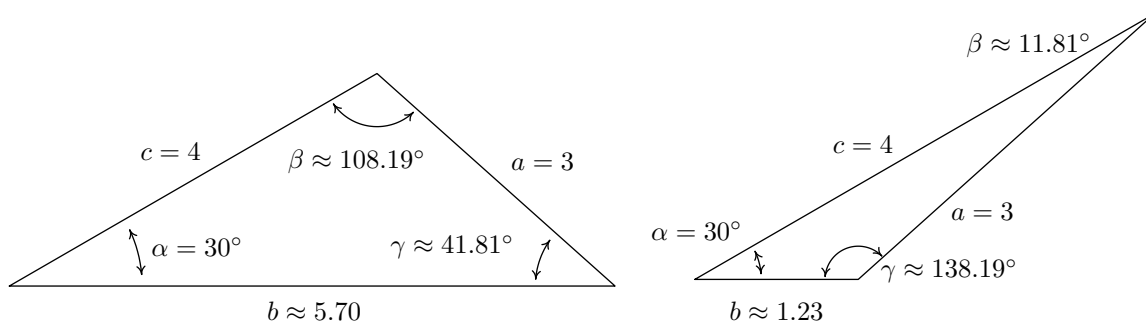


3. Since we are given (α, a) and c , we use the Law of Sines to find the measure of γ . We start with $\frac{\sin(\gamma)}{4} = \frac{\sin(30^\circ)}{1}$ and get $\sin(\gamma) = 4 \sin(30^\circ) = 2$. Since the range of the sine function is $[-1, 1]$, there is no real number with $\sin(\gamma) = 2$. Geometrically, we see that side a is just too short to make a triangle. The next three examples keep the same values for the measure of α and the length of c while varying the length of a . We will discuss this case in more detail after we see what happens in those cases.
4. In this case, we have the measure of $\alpha = 30^\circ$, $a = 2$ and $c = 4$. Using the Law of Sines, we get $\frac{\sin(\gamma)}{4} = \frac{\sin(30^\circ)}{2}$ so $\sin(\gamma) = 2 \sin(30^\circ) = 1$. Now γ is an angle in a triangle which also contains $\alpha = 30^\circ$. This means that γ must measure between 0° and 150° in order to fit inside the triangle with α . The only angle that satisfies this requirement and has $\sin(\gamma) = 1$ is $\gamma = 90^\circ$. In other words, we have a right triangle. We find the measure of β to be $\beta = 180^\circ - 30^\circ - 90^\circ = 60^\circ$ and then determine b using the Law of Sines. We find $b = \frac{2 \sin(60^\circ)}{\sin(30^\circ)} = 2\sqrt{3} \approx 3.46$ units. In this case, the side a is precisely long enough to form a unique right triangle.

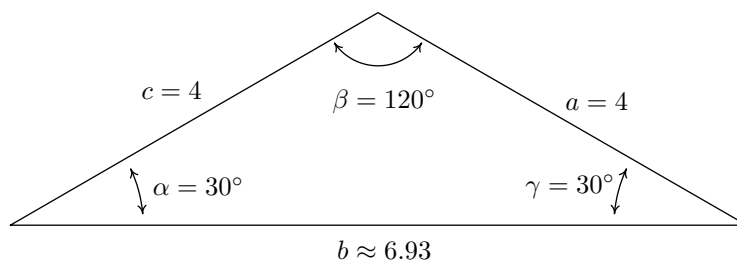


5. Proceeding as we have in the previous two examples, we use the Law of Sines to find γ . In this case, we have $\frac{\sin(\gamma)}{4} = \frac{\sin(30^\circ)}{3}$ or $\sin(\gamma) = \frac{4 \sin(30^\circ)}{3} = \frac{2}{3}$. Since γ lies in a triangle with $\alpha = 30^\circ$, we must have that $0^\circ < \gamma < 150^\circ$. There are two angles γ that fall in this range and have $\sin(\gamma) = \frac{2}{3}$: $\gamma = \arcsin\left(\frac{2}{3}\right)$ radians $\approx 41.81^\circ$ and $\gamma = \pi - \arcsin\left(\frac{2}{3}\right)$ radians $\approx 138.19^\circ$. At this point, we pause to see if it makes sense that we actually have two viable cases to consider. As we have discussed, both candidates for γ are ‘compatible’ with the given angle-side pair

$(\alpha, a) = (30^\circ, 3)$ in that both choices for γ can fit in a triangle with α and both have a sine of $\frac{2}{3}$. The only other given piece of information is that $c = 4$ units. Since $c > a$, it must be true that γ , which is opposite c , has greater measure than α which is opposite a . In both cases, $\gamma > \alpha$, so both candidates for γ are compatible with this last piece of given information as well. Thus have two triangles on our hands. In the case $\gamma = \arcsin\left(\frac{2}{3}\right)$ radians $\approx 41.81^\circ$, we find⁵ $\beta \approx 180^\circ - 30^\circ - 41.81^\circ = 108.19^\circ$. Using the Law of Sines with the angle-side opposite pair (α, a) and β , we find $b \approx \frac{3\sin(108.19^\circ)}{\sin(30^\circ)} \approx 5.70$ units. In the case $\gamma = \pi - \arcsin\left(\frac{2}{3}\right)$ radians $\approx 138.19^\circ$, we repeat the exact same steps and find $\beta \approx 11.81^\circ$ and $b \approx 1.23$ units.⁶ Both triangles are drawn below.



6. For this last problem, we repeat the usual Law of Sines routine to find that $\frac{\sin(\gamma)}{4} = \frac{\sin(30^\circ)}{4}$ so that $\sin(\gamma) = \frac{1}{2}$. Since γ must inhabit a triangle with $\alpha = 30^\circ$, we must have $0^\circ < \gamma < 150^\circ$. Since the measure of γ must be *strictly* less than 150° , there is just one angle which satisfies both required conditions, namely $\gamma = 30^\circ$. So $\beta = 180^\circ - 30^\circ - 30^\circ = 120^\circ$ and, using the Law of Sines one last time, $b = \frac{4\sin(120^\circ)}{\sin(30^\circ)} = 4\sqrt{3} \approx 6.93$ units.



□

Some remarks about Example 11.2.2 are in order. We first note that if we are given the measures of two of the angles in a triangle, say α and β , the measure of the third angle γ is uniquely determined using the equation $\gamma = 180^\circ - \alpha - \beta$. Knowing the measures of all three angles of a triangle completely determines its *shape*. If in addition we are given the length of one of the sides

⁵To find an exact expression for β , we convert everything back to radians: $\alpha = 30^\circ = \frac{\pi}{6}$ radians, $\gamma = \arcsin\left(\frac{2}{3}\right)$ radians and $180^\circ = \pi$ radians. Hence, $\beta = \pi - \frac{\pi}{6} - \arcsin\left(\frac{2}{3}\right) = \frac{5\pi}{6} - \arcsin\left(\frac{2}{3}\right)$ radians $\approx 108.19^\circ$.

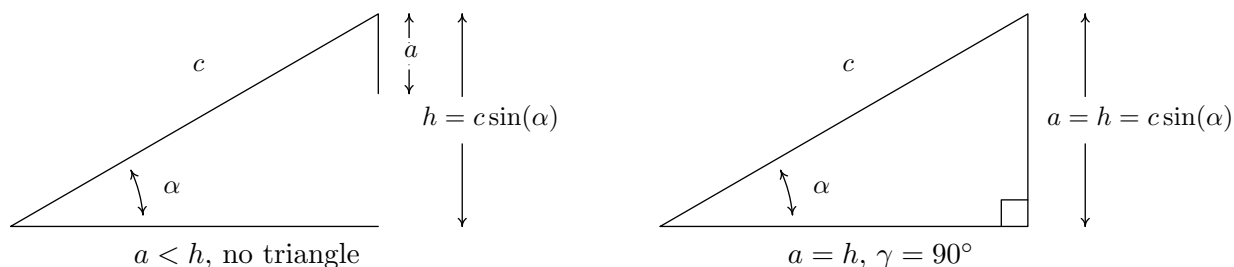
⁶An exact answer for β in this case is $\beta = \arcsin\left(\frac{2}{3}\right) - \frac{\pi}{6}$ radians $\approx 11.81^\circ$.

of the triangle, we can then use the Law of Sines to find the lengths of the remaining two sides to determine the *size* of the triangle. Such is the case in numbers 1 and 2 above. In number 1, the given side is adjacent to just one of the angles – this is called the ‘Angle-Angle-Side’ (AAS) case.⁷ In number 2, the given side is adjacent to both angles which means we are in the so-called ‘Angle-Side-Angle’ (ASA) case. If, on the other hand, we are given the measure of just one of the angles in the triangle along with the length of two sides, only one of which is adjacent to the given angle, we are in the ‘Angle-Side-Side’ (ASS) case.⁸ In number 3, the length of the one given side a was too short to even form a triangle; in number 4, the length of a was just long enough to form a right triangle; in 5, a was long enough, but not too long, so that two triangles were possible; and in number 6, side a was long enough to form a triangle but too long to swing back and form two. These four cases exemplify all of the possibilities in the Angle-Side-Side case which are summarized in the following theorem.

THEOREM 11.3. Suppose (α, a) and (γ, c) are intended to be angle-side pairs in a triangle where α , a and c are given. Let $h = c \sin(\alpha)$

- If $a < h$, then no triangle exists which satisfies the given criteria.
- If $a = h$, then $\gamma = 90^\circ$ so exactly one (right) triangle exists which satisfies the criteria.
- If $h < a < c$, then two distinct triangles exist which satisfy the given criteria.
- If $a \geq c$, then γ is acute and exactly one triangle exists which satisfies the given criteria

Theorem 11.3 is proved on a case-by-case basis. If $a < h$, then $a < c \sin(\alpha)$. If a triangle were to exist, the Law of Sines would have $\frac{\sin(\gamma)}{c} = \frac{\sin(\alpha)}{a}$ so that $\sin(\gamma) = \frac{c \sin(\alpha)}{a} > \frac{a}{a} = 1$, which is impossible. In the figure below, we see geometrically why this is the case.

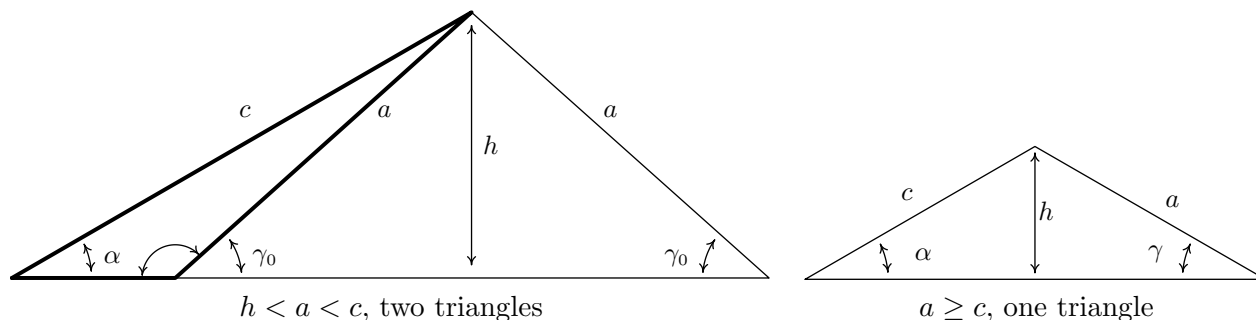


Simply put, if $a < h$ the side a is too short to connect to form a triangle. This means if $a \geq h$, we are always guaranteed to have at least one triangle, and the remaining parts of the theorem tell us what kind and how many triangles to expect in each case. If $a = h$, then $a = c \sin(\alpha)$ and

⁷If this sounds familiar, it should. From high school Geometry, we know there are four congruence conditions for triangles: Angle-Angle-Side (AAS), Angle-Side-Angle (ASA), Side-Angle-Side (SAS) and Side-Side-Side (SSS). If we are given information about a triangle that meets one of these four criteria, then we are guaranteed that exactly one triangle exists which satisfies the given criteria.

⁸In more reputable books, this is called the ‘Side-Side-Angle’ or SSA case.

the Law of Sines gives $\frac{\sin(\alpha)}{a} = \frac{\sin(\gamma)}{c}$ so that $\sin(\gamma) = \frac{c\sin(\alpha)}{a} = \frac{a}{a} = 1$. Here, $\gamma = 90^\circ$ as required. Moving along, now suppose $h < a < c$. As before, the Law of Sines⁹ gives $\sin(\gamma) = \frac{c\sin(\alpha)}{a}$. Since $h < a$, $c\sin(\alpha) < a$ or $\frac{c\sin(\alpha)}{a} < 1$ which means there are two solutions to $\sin(\gamma) = \frac{c\sin(\alpha)}{a}$: an acute angle which we'll call γ_0 , and its supplement, $180^\circ - \gamma_0$. We need to argue that each of these angles 'fit' into a triangle with α . Since (α, a) and (γ_0, c) are angle-side opposite pairs, the assumption $c > a$ in this case gives us $\gamma_0 > \alpha$. Since γ_0 is acute, we must have that α is acute as well. This means one triangle can contain both α and γ_0 , giving us one of the triangles promised in the theorem. If we manipulate the inequality $\gamma_0 > \alpha$ a bit, we have $180^\circ - \gamma_0 < 180^\circ - \alpha$ which gives $(180^\circ - \gamma_0) + \alpha < 180^\circ$. This proves a triangle can contain both of the angles α and $(180^\circ - \gamma_0)$, giving us the second triangle predicted in the theorem. To prove the last case in the theorem, we assume $a \geq c$. Then $\alpha \geq \gamma$, which forces γ to be an acute angle. Hence, we get only one triangle in this case, completing the proof.



One last comment before we use the Law of Sines to solve an application problem. In the Angle-Side-Side case, if you are given an obtuse angle to begin with then it is impossible to have the two triangle case. Think about this before reading further.

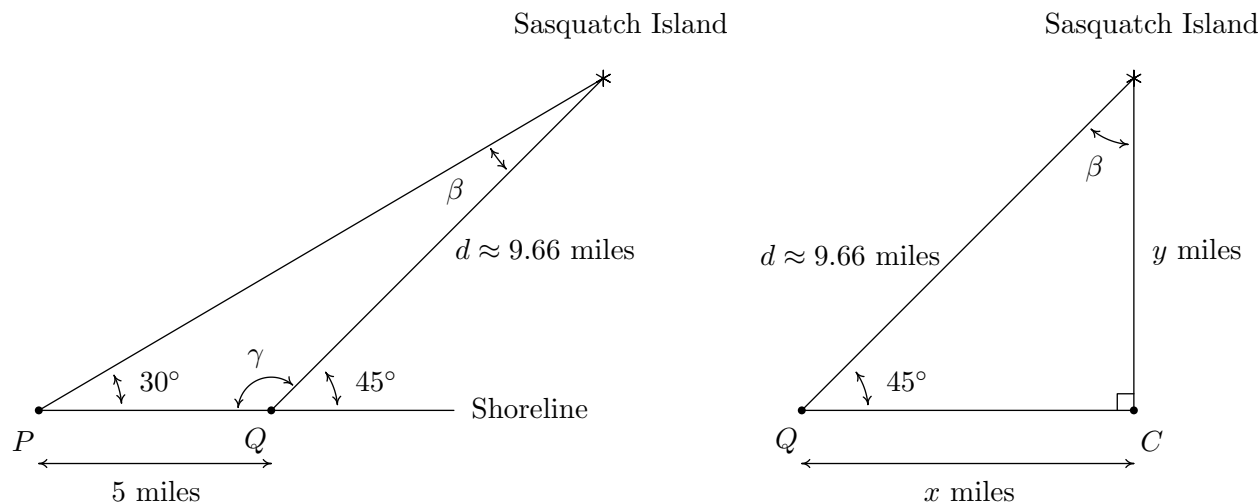
EXAMPLE 11.2.3. Sasquatch Island lies off the coast of Ippizuti Lake. Two sightings, taken 5 miles apart, are made to the island. The angle between the shore and the island at the first observation point is 30° and at the second point the angle is 45° . Assuming a straight coastline, find the distance from the second observation point to the island. What point on the shore is closest to the island? How far is the island from this point?

SOLUTION. We sketch the problem below with the first observation point labeled as P and the second as Q . In order to use the Law of Signs to find the distance d from Q to the island, we first need to find the measure of β which is the angle opposite the side of length 5 miles. To that end, we note that the angles γ and 45° are supplemental, so that $\gamma = 180^\circ - 45^\circ = 135^\circ$. We can now find $\beta = 180^\circ - 30^\circ - \gamma = 180^\circ - 30^\circ - 135^\circ = 15^\circ$. By the Law of Sines, we have $\frac{\sin(30^\circ)}{d} = \frac{\sin(15^\circ)}{5}$ which gives $d = \frac{5\sin(30^\circ)}{\sin(15^\circ)} \approx 9.66$ miles. Next, to find the point on the coast closest to the island, which we've labeled as C , we need to find the perpendicular distance from the island to the coast.¹⁰

⁹Remember, we have already argued that a triangle exists in this case!

¹⁰Do you see why C must lie to the right of Q ?

Let x denote the distance from the second observation point Q to the point C and let y denote the distance from C to the island. Using Theorem 10.4, we get $\sin(45^\circ) = \frac{y}{d}$. After some rearranging, we find $y = d \sin(45^\circ) \approx 9.66 \left(\frac{\sqrt{2}}{2}\right) \approx 6.83$ miles. Hence, the island is approximately 6.83 miles from the coast. To find the distance from Q to C , we note that $\beta = 180^\circ - 90^\circ - 45^\circ = 45^\circ$ so by symmetry,¹¹ we get $x = y \approx 6.83$ miles. Hence, the point on the shore closest to the island is approximately 6.83 miles down the coast from the second observation point.



□

We close this section with a new formula to compute the area enclosed by a triangle. Its proof uses the same cases and diagrams as the proof of the Law of Sines and is left as an exercise.

THEOREM 11.4. Suppose (α, a) , (β, b) and (γ, c) are the angle-side opposite pairs of a triangle. Then the area A enclosed by the triangle is given by

$$A = \frac{1}{2}bc \sin(\alpha) = \frac{1}{2}ac \sin(\beta) = \frac{1}{2}ab \sin(\gamma)$$

EXAMPLE 11.2.4. Find the area of the triangle in Example 11.2.2 number 1.

SOLUTION. From our work in Example 11.2.2 number 1, we have all three angles and all three sides to work with. However, to minimize propagated error, we choose $A = \frac{1}{2}ac \sin(\beta)$ from Theorem 11.4 because it uses the most pieces of given information. We are given $a = 7$ and $\beta = 45^\circ$, and we calculated $c = \frac{7 \sin(15^\circ)}{\sin(120^\circ)}$. Using these values, we find $A = \frac{1}{2}(7) \left(\frac{7 \sin(15^\circ)}{\sin(120^\circ)}\right) \sin(45^\circ) \approx 5.18$ square units. The reader is encouraged to check this answer against the results obtained using the other formulas in Theorem 11.4. □

¹¹Or by Theorem 10.4 again ...

11.2.1 EXERCISES

1. Solve for the remaining side(s) and angle(s) if possible.

(a) $\alpha = 13^\circ$, $\beta = 17^\circ$, $a = 5$

(k) $\alpha = 42^\circ$, $a = 39$, $b = 23.5$

(b) $\alpha = 73.2^\circ$, $\beta = 54.1^\circ$, $a = 117$

(l) $\alpha = 6^\circ$, $a = 57$, $b = 100$

(c) $\alpha = 95^\circ$, $\beta = 85^\circ$, $a = 33.33$

(m) $\gamma = 53^\circ$, $\alpha = 53^\circ$, $c = 28.01$

(d) $\alpha = 95^\circ$, $\beta = 62^\circ$, $a = 33.33$

(n) $\beta = 102^\circ$, $b = 16.75$, $c = 13$

(e) $\alpha = 117^\circ$, $a = 35$, $b = 42$

(o) $\beta = 102^\circ$, $b = 16.75$, $c = 18$

(f) $\alpha = 117^\circ$, $a = 45$, $b = 42$

(p) $\beta = 102^\circ$, $\gamma = 35^\circ$, $b = 16.75$

(g) $\alpha = 68.7^\circ$, $a = 88$, $b = 92$

(q) $\gamma = 74.6^\circ$, $c = 3$, $a = 3.05$

(h) $\alpha = 68.7^\circ$, $a = 70$, $b = 90$

(r) $\beta = 29.13^\circ$, $\gamma = 83.95^\circ$, $b = 314.15$

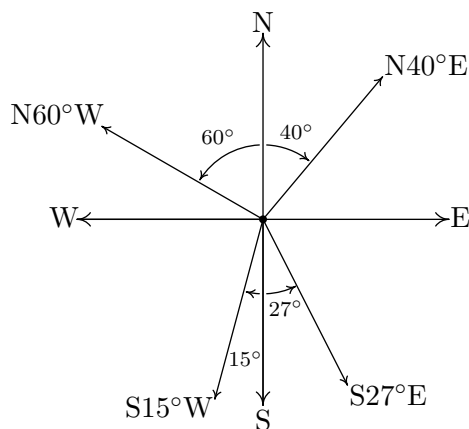
(i) $\alpha = 30^\circ$, $a = 7$, $b = 14$

(s) $\gamma = 120^\circ$, $\beta = 61^\circ$, $c = 4$

(j) $\alpha = 42^\circ$, $a = 17$, $b = 23.5$

(t) $\alpha = 50^\circ$, $a = 25$, $b = 12.5$

2. (Another Classic Story Problem: Bearings) In this series of exercises we introduce and work with the navigation tool known as bearings. Simply put, a bearing is the direction you are heading according to a compass. The classic nomenclature for bearings, however, is not given as an angle in standard position, so we must first understand the notation. A bearing is given as an acute angle of rotation (to the east or to the west) away from the north-south (up and down) line of a compass rose. For example, $N40^\circ E$ (read “40° east of north”) is a bearing which is rotated clockwise 40° from due north. If we imagine standing at the origin in the Cartesian Plane, this bearing would have us heading into Quadrant I along the terminal side of $\theta = 50^\circ$. Similarly, $S15^\circ W$ would point into Quadrant III along the terminal side of $\theta = 255^\circ$ because we started out pointing due south (along $\theta = 270^\circ$) and rotated clockwise 15° back to 255°. Counter-clockwise rotations would be found in the bearings $N60^\circ W$ (which is on the terminal side of $\theta = 150^\circ$) and $S27^\circ E$ (which lies along the terminal side of $\theta = 297^\circ$). These four bearings are drawn in the plane below.



The cardinal directions north, south, east and west are usually not given as bearings in the fashion described above, but rather, one just refers to them as ‘due north’, ‘due south’, ‘due east’ and ‘due west’, respectively, and it is assumed that you know which quadrantal angle goes with each cardinal direction. (Hint: Look at the diagram above.)

- (a) Find the angle θ in standard position with $0^\circ \leq \theta < 360^\circ$ which corresponds to each of the bearings given below.
- | | | | |
|-------------|---------------|-------------------------------|-------------|
| i. due west | iii. N5.5°E | v. N31.25°W | vii. N45°E |
| ii. S83°E | iv. due south | vi. S72°41'12"W ¹² | viii. S45°W |
- (b) A hiker starts walking due west from Sasquatch Point and gets to the Chupacabra Trailhead before she realizes that she hasn't reset her pedometer. From the Chupacabra Trailhead she hikes for 5 miles along a bearing of N53°W which brings her to the Muffin Ridge Observatory. From there, she knows a bearing of S65°E will take her straight back to Sasquatch Point. How far will she have to walk to get from the Muffin Ridge Observatory to Sasquatch Point? What is the distance between Sasquatch Point and the Chupacabra Trailhead?
3. The grade of a road is much like the pitch of a roof (See Example 10.6.6) in that it expresses the ratio of rise/run. In the case of a road, this ratio is always positive because it is measured going uphill and it is usually given as a percentage. For example, a road which rises 7 feet for every 100 feet of (horizontal) forward progress is said to have a 7% grade. However, if we want to apply any Trigonometry to a story problem involving roads going uphill or downhill, we need to view the grade as an angle with respect to the horizontal. In the exercises below, we first have you change road grades into angles and then use the Law of Sines in an application.
- (a) Using a right triangle with a horizontal leg of length 100 and vertical leg with length 7, show that a 7% grade means that the road (hypotenuse) makes about a 4° angle with the horizontal. (It will not be exactly 4°, but it's pretty close.)
- (b) What grade is given by a 9.65° angle made by the road and the horizontal?¹³
- (c) Along a long, straight stretch of mountain road with a 7% grade, you see a tall tree standing perfectly plumb alongside the road.¹⁴ From a point 500 feet downhill from the tree, the angle of inclination from the road to the top of the tree is 6°. Use the Law of Sines to find the height of the tree. (Hint: First show that the tree makes a 94° angle with the road.)

4. Prove that the Law of Sines holds when $\triangle ABC$ is a right triangle.

¹²See Example 10.1.1 in Section 10.1 for a review of the DMS system.

¹³I have friends who live in Pacifica, CA and their road is actually this steep. It's not a nice road to drive.

¹⁴The word ‘plumb’ here means that the tree is perpendicular to the horizontal.

5. Discuss with your classmates why the Law of Sines cannot be used to find the angles in the triangle when only the three sides are given. Also discuss what happens if only two sides and the angle between them are given. (Said another way, explain why the Law of Sines cannot be used in the SSS and SAS cases.)
6. Discuss with your classmates why knowing only the three angles of a triangle is not enough to determine any of the sides.
7. Given $\alpha = 30^\circ$ and $b = 10$, choose four different values for a so that
 - (a) the information yields no triangle
 - (b) the information yields exactly one right triangle
 - (c) the information yields two distinct triangles
 - (d) the information yields exactly one obtuse triangle

Explain why you cannot choose a in such a way as to have $\alpha = 30^\circ$, $b = 10$ and your choice of a yield only one triangle where that unique triangle has three acute angles.

8. Use the cases and diagrams in the proof of the Law of Sines (Theorem 11.2) to prove the area formulas given in Theorem 11.4. Why do those formulas yield square units when four quantities are being multiplied together?
9. Find the area of the triangles given in Exercises 1a, 1m and 1t above.

11.2.2 ANSWERS

1. (a) $\alpha = 13^\circ$ $\beta = 17^\circ$ $\gamma = 150^\circ$
 $a = 5$ $b \approx 6.50$ $c \approx 11.11$
- (b) $\alpha = 73.2^\circ$ $\beta = 54.1^\circ$ $\gamma = 52.7^\circ$
 $a = 117$ $b \approx 99.00$ $c \approx 97.22$
- (c) Information does not produce a triangle
- (d) $\alpha = 95^\circ$ $\beta = 62^\circ$ $\gamma = 23^\circ$
 $a = 33.33$ $b \approx 29.54$ $c \approx 13.07$
- (e) Information does not produce a triangle
- (f) $\alpha = 117^\circ$ $\beta \approx 56.3^\circ$ $\gamma \approx 6.7^\circ$
 $a = 45$ $b = 42$ $c \approx 5.89$
- (g) $\alpha = 68.7^\circ$ $\beta \approx 76.9^\circ$ $\gamma \approx 34.4^\circ$
 $a = 88$ $b = 92$ $c \approx 53.36$
 $\alpha = 68.7^\circ$ $\beta \approx 103.1^\circ$ $\gamma \approx 8.2^\circ$
 $a = 88$ $b = 92$ $c \approx 13.47$
- (h) Information does not produce a triangle
- (i) $\alpha = 30^\circ$ $\beta = 90^\circ$ $\gamma = 60^\circ$
 $a = 7$ $b = 14$ $c = 7\sqrt{3}$
- (j) $\alpha = 42^\circ$ $\beta \approx 67.66^\circ$ $\gamma \approx 70.34^\circ$
 $a = 17$ $b = 23.5$ $c \approx 23.93$
 $\alpha = 42^\circ$ $\beta \approx 112.34^\circ$ $\gamma \approx 25.66^\circ$
 $a = 17$ $b = 23.5$ $c \approx 11.00$
- (k) $\alpha = 42^\circ$ $\beta \approx 23.78^\circ$ $\gamma \approx 114.22^\circ$
 $a = 39$ $b = 23.5$ $c \approx 53.15$
- (l) $\alpha = 6^\circ$ $\beta \approx 169.43^\circ$ $\gamma \approx 4.57^\circ$
 $a = 57$ $b = 100$ $c \approx 43.45$
 $\alpha = 6^\circ$ $\beta \approx 10.57^\circ$ $\gamma \approx 163.43^\circ$
 $a = 57$ $b = 100$ $c \approx 155.51$
- (m) $\alpha = 53^\circ$ $\beta = 74^\circ$ $\gamma = 53^\circ$
 $a = 28.01$ $b \approx 33.71$ $c = 28.01$
- (n) $\alpha \approx 28.61^\circ$ $\beta = 102^\circ$ $\gamma \approx 49.39^\circ$
 $a \approx 8.20$ $b = 16.75$ $c = 13$
- (o) Information does not produce a triangle
- (p) $\alpha = 43^\circ$ $\beta = 102^\circ$ $\gamma = 35^\circ$
 $a \approx 11.68$ $b = 16.75$ $c \approx 9.82$
- (q) $\alpha \approx 78.59^\circ$ $\beta \approx 26.81^\circ$ $\gamma = 74.6^\circ$
 $a = 3.05$ $b \approx 1.40$ $c = 3$
 $\alpha \approx 101.41^\circ$ $\beta \approx 3.99^\circ$ $\gamma = 74.6^\circ$
 $a = 3.05$ $b \approx 0.217$ $c = 3$
- (r) $\alpha = 66.92^\circ$ $\beta = 29.13^\circ$ $\gamma = 83.95^\circ$
 $a \approx 593.69$ $b = 314.15$ $c \approx 641.75$
- (s) Information does not produce a triangle
- (t) $\alpha = 50^\circ$ $\beta \approx 22.52^\circ$ $\gamma \approx 107.48^\circ$
 $a = 25$ $b = 12.5$ $c \approx 31.13$
2. (a) i. $\theta = 180^\circ$ iii. $\theta = 84.5^\circ$ v. $\theta = 121.25^\circ$ vii. $\theta = 45^\circ$
ii. $\theta = 353^\circ$ iv. $\theta = 270^\circ$ vi. $\theta = 197^\circ 18' 48''$ viii. $\theta = 225^\circ$
- (b) The distance from the Muffin Ridge Observatory to Sasquach Point is about 7.12 miles.
The distance from Sasquach Point to the Chupacabra Trailhead is about 2.46 miles.
3. (a) $\arctan\left(\frac{7}{100}\right) \approx 4.004^\circ$ (b) Approx. 17% (c) Approx. 53 feet
9. The area of the triangle from Exercise 1a is about 8.1 square units.
The area of the triangle from Exercise 1m is about 377.1 square units.
The area of the triangle from Exercise 1t is 149 square units.

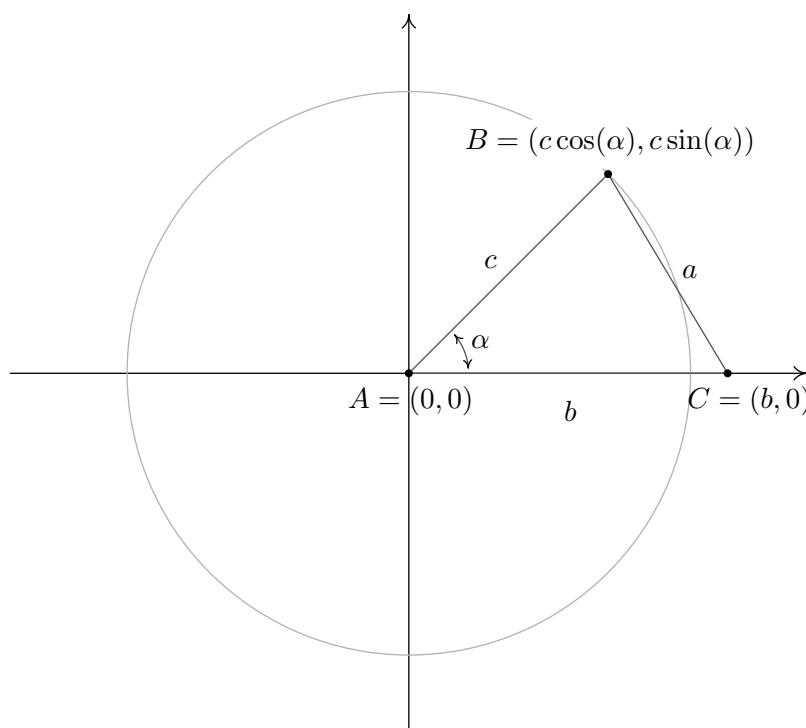
11.3 THE LAW OF COSINES

In Section 11.2, we developed the Law of Sines (Theorem 11.2) to enable us to solve triangles in the ‘Angle-Angle-Side’ (AAS), the ‘Angle-Side-Angle’ (ASA) and the ambiguous ‘Angle-Side-Side’ (ASS) cases. In this section, we develop the Law of Cosines which readily handles solving triangles in the ‘Side-Angle-Side’ (SAS) and ‘Side-Side-Side’ cases.¹ We state and prove the theorem below.

THEOREM 11.5. Law of Cosines: Given a triangle with angle-side opposite pairs (α, a) , (β, b) and (γ, c) , the following equations hold

$$a^2 = b^2 + c^2 - 2bc \cos(\alpha) \quad b^2 = a^2 + c^2 - 2ac \cos(\beta) \quad c^2 = a^2 + b^2 - 2ab \cos(\gamma)$$

To prove the theorem, we consider a generic triangle with the vertex of angle α at the origin with side b positioned along the positive x -axis.



From this set-up, we immediately find that the coordinates of A and C are $A(0,0)$ and $C(b,0)$. From Theorem 10.3, we know that since the point $B(x,y)$ lies on a circle of radius c , the coordinates of B are $B(x,y) = B(c \cos(\alpha), c \sin(\alpha))$. (This would be true even if α were an obtuse or right angle so although we have drawn the case when α is acute, the following computations hold for any angle α drawn in standard position where $0 < \alpha < 180^\circ$.) We note that the distance between the points B and C is none other than the length of side a . Using the distance formula, Equation 1.1, we get

¹Here, ‘Side-Angle-Side’ means that we are given two sides and the ‘included’ angle - that is, the given angle is adjacent to both of the given sides.

$$\begin{aligned}
 a &= \sqrt{(c \cos(\alpha) - b)^2 + (c \sin(\alpha) - 0)^2} \\
 a^2 &= \left(\sqrt{(c \cos(\alpha) - b)^2 + c^2 \sin^2(\alpha)} \right)^2 \\
 a^2 &= (c \cos(\alpha) - b)^2 + c^2 \sin^2(\alpha) \\
 a^2 &= c^2 \cos^2(\alpha) - 2bc \cos(\alpha) + b^2 + c^2 \sin^2(\alpha) \\
 a^2 &= c^2 (\cos^2(\alpha) + \sin^2(\alpha)) + b^2 - 2bc \cos(\alpha) \\
 a^2 &= c^2(1) + b^2 - 2bc \cos(\alpha) && \text{Since } \cos^2(\alpha) + \sin^2(\alpha) = 1 \\
 a^2 &= c^2 + b^2 - 2bc \cos(\alpha)
 \end{aligned}$$

The remaining formulas given in Theorem 11.5 can be shown by simply reorienting the triangle to place a different vertex at the origin. We leave these details to the reader. What's important about a and α in the above proof is that (α, a) is an angle-side opposite pair and b and c are the sides adjacent to α – the same can be said of any other angle-side opposite pair in the triangle. Notice that the proof of the Law of Cosines relies on the distance formula which has its roots in the Pythagorean Theorem. That being said, the Law of Cosines can be thought of as a generalization of the Pythagorean Theorem. If we have a triangle in which $\gamma = 90^\circ$, then $\cos(\gamma) = \cos(90^\circ) = 0$ so we get the familiar relationship $c^2 = a^2 + b^2$. What this means is that in the larger mathematical sense, the Law of Cosines and the Pythagorean Theorem amount to pretty much the same thing.²

EXAMPLE 11.3.1. Solve the following triangles. Give exact answers and decimal approximations (rounded to hundredths) and sketch the triangle.

1. $\beta = 50^\circ$, $a = 7$ units, $c = 2$ units
2. $a = 4$ units, $b = 7$ units, $c = 5$ units

SOLUTION.

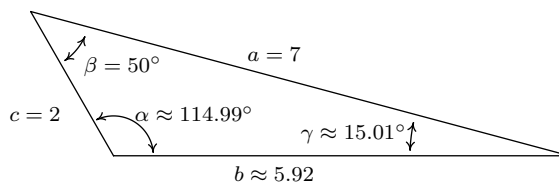
1. We are given the lengths of two sides, $a = 7$ and $c = 2$, and the measure of the included angle, $\beta = 50^\circ$, so the Law of Cosines applies.³ We get $b^2 = 7^2 + 2^2 - 2(7)(2) \cos(50^\circ)$ which yields $b = \sqrt{53 - 28 \cos(50^\circ)} \approx 5.92$ units. In order to determine the measures of the remaining angles α and γ , we are forced to use the derived value for b . There are two ways to proceed at this point. We could use the Law of Cosines again, or, since we have the angle-side opposite pair (β, b) we could use the Law of Sines. We will discuss both strategies in turn. In either case, we follow the rule of thumb 'Find the larger angle first.'⁴ Since $a > c$, this means $\alpha > \gamma$, so we set about finding α first. If we choose the Law of Cosines route, it is helpful to rearrange the formulas given in Theorem 11.5. Solving $a^2 = b^2 + c^2 - 2bc \cos(\alpha)$ for $\cos(\alpha)$ we get $\cos(\alpha) = \frac{b^2 + c^2 - a^2}{2bc}$. Plugging in $a = 7$, $b = \sqrt{53 - 28 \cos(50^\circ)}$ and $c = 2$, we get $\cos(\alpha) = \frac{2 - 7 \cos(50^\circ)}{\sqrt{53 - 28 \cos(50^\circ)}}$. Since α is an angle in a triangle, we know the radian measure of α must lie between 0 and π radians. This matches the range of the arccosine function, so

²This shouldn't come as too much of a shock. All of the theorems in Trigonometry can ultimately be traced back to the definition of the circular functions along with the distance formula and hence, the Pythagorean Theorem.

³There is no way to obtain an angle-side opposite pair, so the Law of Sines cannot be used at this point.

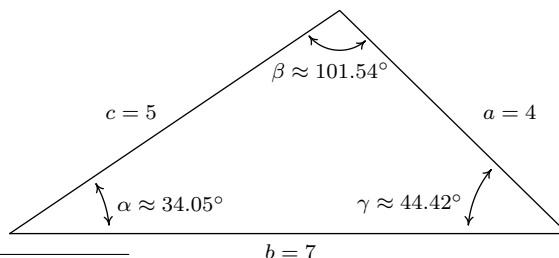
⁴If you go the Law of Sines route, this can help avoid needless ambiguity.

we have $\alpha = \arccos\left(\frac{2-7\cos(50^\circ)}{\sqrt{53-28\cos(50^\circ)}}\right)$ radians $\approx 114.99^\circ$. At this point, we could trust our approximation for α and find γ using $\gamma = 180^\circ - \alpha - \beta \approx 180^\circ - 114.99^\circ - 50^\circ = 15.01^\circ$. If we want to minimize propagation of error, however, we could run through the Law of Cosines again,⁵ in this case using $\cos(\gamma) = \frac{a^2+b^2-c^2}{2ab}$. Plugging in $a = 7$, $b = \sqrt{53-28\cos(50^\circ)}$ and $c = 2$, we get $\gamma = \arccos\left(\frac{7-2\cos(50^\circ)}{\sqrt{53-28\cos(50^\circ)}}\right)$ radians $\approx 15.01^\circ$. We sketch the triangle below.



Now suppose instead of using the Law of Cosines to determine α , we use the Law of Sines. Once b is determined, we have the angle-side opposite pair (β, b) . Along with a , which is given, we find ourselves in the dreaded Angle-Side-Side (ASS) case. The Law of Sines gives us $\frac{\sin(\alpha)}{a} = \frac{\sin(\beta)}{b}$, or $\sin(\alpha) = \frac{a\sin(\beta)}{b}$. Plugging in $a = 7$, $\beta = 50^\circ$ and $b = \sqrt{53-28\cos(50^\circ)}$, we get $\sin(\alpha) = \frac{7\sin(50^\circ)}{\sqrt{53-28\cos(50^\circ)}}$. The usual calculations yield the possibilities $\alpha \approx 65.01^\circ$ or $\alpha \approx 180^\circ - 65.01^\circ = 114.99^\circ$. Both of these values for α are consistent with the angle-side pair (β, b) in that there is more than enough room for either of these choices of α to reside in a triangle with $\beta = 50^\circ$, and both of these choices of α are greater than β , which agrees with the observation that $a > b$. However, if $\alpha \approx 65.01^\circ$ then it follows that $\gamma \approx 64.99^\circ$ which means $\alpha \approx \gamma$. This doesn't make sense since a (the side opposite α) has length 7 units while c (the side opposite γ) has length 2 units. Hence, we are lead to the conclusion that $\alpha \approx 114.99^\circ$ and we find via the usual calculations that $\gamma \approx 15.01^\circ$.⁶

2. Here, we are given the lengths of all three sides.⁷ Since the largest side given is $b = 7$ units, we go after angle β first. Rearranging $b^2 = a+2+c^2-2ac\cos(\beta)$, we find $\cos(\beta) = \frac{a^2+c^2-b^2}{2ac} = -\frac{1}{5}$, so we get $\beta = \arccos\left(-\frac{1}{5}\right)$ radians $\approx 101.54^\circ$. Proceeding similarly for the remaining two angles, we find $\gamma = \arccos\left(\frac{5}{7}\right)$ radians $\approx 44.42^\circ$ and $\alpha = \arccos\left(\frac{29}{35}\right)$ radians $\approx 34.05^\circ$.



□

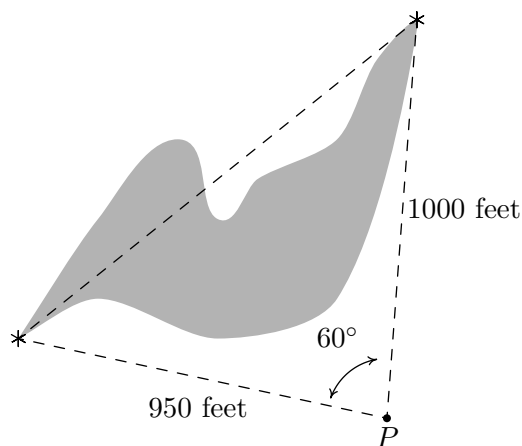
⁵Your instructor will let you know which procedure to use. It all boils down to how much you trust your calculator.

⁶Carl thinks it's easier to just use Law of Cosines as often as needed. Why wrestle with the ambiguous Angle-Side-Side (ASS) case if you can avoid it?

⁷Again, you have no angle-side opposite pairs so you cannot use the Law of Sines.

We note that, depending on how many decimal places are carried through successive calculations, and depending on which approach is used to solve the problem, the approximate answers you obtain may differ slightly from those the authors obtain in the Examples and the Exercises. A great example of this is number 2 in Example 11.3.1, where the *approximate* values we record for the measures of the angles sum to 180.01° , which is geometrically impossible. Next, we have an application of the Law of Cosines.

EXAMPLE 11.3.2. A researcher wishes to determine the width of a vernal pond below. From a point P , he finds the distance to the eastern-most point of the pond to be 950 feet, while the distance to the western-most point of the pond from P is 1000 feet. If the angle between the two lines of sight is 60° , find the width of the pond.



SOLUTION. We are given the lengths of two sides and the measure of an included angle, so we may apply the Law of Cosines to find the length of the missing side opposite the given angle. Calling this length w (for *width*), we get $w^2 = 950^2 + 1000^2 - 2(950)(1000)\cos(60^\circ) = 952500$ from which we get $w = \sqrt{952500} \approx 976$ feet. \square

In Section 11.2, we used the proof of the Law of Sines to develop Theorem 11.4 as an alternate formula for the area enclosed by a triangle. In this section, we use the Law of Cosines to prove Heron's Formula – a formula which computes the area enclosed by a triangle using only the lengths of its sides.

THEOREM 11.6. Heron's Formula: Suppose a , b and c denote the lengths of the three sides of a triangle. Let s be the semiperimeter of the triangle, that is, let $s = \frac{1}{2}(a + b + c)$. Then the area A enclosed by the triangle is given by

$$A = \sqrt{s(s-a)(s-b)(s-c)}$$

We begin proving Theorem 11.6 using Theorem 11.4. Using the convention that the angle γ is opposite the side c , we have $A = \frac{1}{2}ab\sin(\gamma)$ from Theorem 11.4. In order to simplify computations, we start manipulating the expression for A^2 .

$$\begin{aligned}
 A^2 &= \left(\frac{1}{2}ab \sin(\gamma)\right)^2 \\
 &= \frac{1}{4}a^2b^2 \sin^2(\gamma) \\
 &= \frac{a^2b^2}{4} (1 - \cos^2(\gamma)) \quad \text{since } \sin^2(\gamma) = 1 - \cos^2(\gamma).
 \end{aligned}$$

Using the Law of Cosines, we have $\cos(\gamma) = \frac{a^2+b^2-c^2}{2ab}$. Substituting yields

$$\begin{aligned}
 A^2 &= \frac{a^2b^2}{4} (1 - \cos^2(\gamma)) \\
 &= \frac{a^2b^2}{4} \left[1 - \left(\frac{a^2 + b^2 - c^2}{2ab}\right)^2 \right] \\
 &= \frac{a^2b^2}{4} \left[1 - \frac{(a^2 + b^2 - c^2)^2}{4a^2b^2} \right] \\
 &= \frac{a^2b^2}{4} \left[\frac{4a^2b^2 - (a^2 + b^2 - c^2)^2}{4a^2b^2} \right] \\
 &= \frac{4a^2b^2 - (a^2 + b^2 - c^2)^2}{16} \\
 &= \frac{(2ab)^2 - (a^2 + b^2 - c^2)^2}{16} \\
 &= \frac{(2ab - [a^2 + b^2 - c^2]) (2ab + [a^2 + b^2 - c^2])}{16} && \text{difference of squares.} \\
 &= \frac{(c^2 - a^2 + 2ab - b^2) (a^2 + 2ab + b^2 - c^2)}{16} \\
 &= \frac{(c^2 - [a^2 - 2ab + b^2]) ([a^2 + 2ab + b^2] - c^2)}{16} \\
 &= \frac{(c^2 - (a - b)^2) ((a + b)^2 - c^2)}{16} && \text{perfect square trinomials.} \\
 &= \frac{(c - (a - b))(c + (a - b))((a + b) - c)((a + b) + c)}{16} && \text{difference of squares.} \\
 &= \frac{(b + c - a)(a + c - b)(a + b - c)(a + b + c)}{16} \\
 &= \frac{(b + c - a)}{2} \cdot \frac{(a + c - b)}{2} \cdot \frac{(a + b - c)}{2} \cdot \frac{(a + b + c)}{2}
 \end{aligned}$$

At this stage, we recognize the last factor as the semiperimeter, $s = \frac{1}{2}(a + b + c) = \frac{a+b+c}{2}$. To

complete the proof, we note that

$$\begin{aligned}(s - a) &= \frac{a + b + c}{2} - a \\ &= \frac{a + b + c - 2a}{2} \\ &= \frac{b + c - a}{2}\end{aligned}$$

Similarly, we find $(s - b) = \frac{a+c-b}{2}$ and $(s - c) = \frac{a+b-c}{2}$. Hence, we get

$$\begin{aligned}A^2 &= \frac{(b + c - a)}{2} \cdot \frac{(a + c - b)}{2} \cdot \frac{(a + b - c)}{2} \cdot \frac{(a + b + c)}{2} \\ &= (s - a)(s - b)(s - c)s\end{aligned}$$

so that $A = \sqrt{s(s - a)(s - b)(s - c)}$ as required.

EXAMPLE 11.3.3. Find the area enclosed of the triangle in Example 11.3.1 number 2.

SOLUTION. We are given $a = 4$, $b = 7$ and $c = 5$. Using these values, we find $s = \frac{1}{2}(4 + 7 + 5) = 8$, $(s - a) = 8 - 4 = 4$, $(s - b) = 8 - 7 = 1$ and $(s - c) = 8 - 5 = 3$. Using Heron's Formula, we get $A = \sqrt{s(s - a)(s - b)(s - c)} = \sqrt{(8)(4)(1)(3)} = \sqrt{96} = 4\sqrt{6} \approx 9.80$ square units. \square

11.3.1 EXERCISES

1. Use the Law of Cosines to find the remaining side(s) and angle(s) if possible.

(a) $a = 7, b = 12, \gamma = 59.3^\circ$

(f) $a = 7, b = 10, c = 13$

(b) $\alpha = 104^\circ, b = 25, c = 37$

(g) $a = 1, b = 2, c = 5$

(c) $a = 153, \beta = 8.2^\circ, c = 153$

(h) $a = 300, b = 302, c = 48$

(d) $a = 3, b = 4, \gamma = 90^\circ$

(i) $a = 5, b = 5, c = 5$

(e) $\alpha = 120^\circ, b = 3, c = 4$

(j) $a = 5, b = 12, c = 13$

2. Solve for the remaining side(s) and angle(s), if possible, using any appropriate technique.

(a) $a = 18, \alpha = 63^\circ, b = 20$

(d) $a = 22, \alpha = 63^\circ, b = 20$

(b) $a = 37, b = 45, c = 26$

(e) $\alpha = 42^\circ, b = 117, c = 88$

(c) $a = 16, \alpha = 63^\circ, b = 20$

(f) $\beta = 7^\circ, \gamma = 170^\circ, c = 98.6$

3. Find the area of the triangles given in Exercises 1f, 1h and 1j above.
4. The hour hand on my antique Seth Thomas schoolhouse clock is 4 inches long and the minute hand is 5.5 inches long. Find the distance between the ends of the hands when the clock reads four o'clock.
5. From the Pedimaxus International Airport a tour helicopter can fly to Cliffs of Insanity Point by following a bearing of N8.2°E for 192 miles and it can fly to Bigfoot Falls by following a bearing of S68.5°E for 207 miles.⁸ Find the distance between Cliffs of Insanity Point and Bigfoot Falls.
6. Cliffs of Insanity Point and Bigfoot Falls from Exercise 5 above both lie on a straight stretch of the Great Sasquatch Canyon. What bearing would the tour helicopter need to follow to go directly from Bigfoot Falls to Cliffs of Insanity Point?
7. From a point 300 feet above level ground in a firetower, a ranger spots two fires in the Yeti National Forest. The angle of depression⁹ made by the line of sight from the ranger to the first fire is 2.5° and the angle of depression made by line of sight from the ranger to the second fire is 1.3°. The angle formed by the two lines of sight is 117°. Find the distance between the two fires. (Hint: In order to use the 117° angle between the lines of sight, you will first need to use right angle Trigonometry to find the lengths of the lines of sight. This will give you a Side-Angle-Side case in which to apply the Law of Cosines.)

⁸Please refer to Exercise 2 in Section 11.2 for an introduction to bearings.

⁹See Exercise 8 in Section 10.3 for the definition of this angle.

8. If you apply the Law of Cosines to the ambiguous Angle-Side-Side (ASS) case, the result is a quadratic equation whose variable is that of the missing side. If the equation has no positive real zeros then the information given does not yield a triangle. If the equation has only one positive real zero then exactly one triangle is formed and if the equation has two distinct positive real zeros then two distinct triangles are formed. Apply the Law of Cosines to exercises [2a](#), [2c](#) and [2d](#) above in order to demonstrate this result.
9. Discuss with your classmates why Heron's Formula yields an area in square units even though four lengths are being multiplied together.

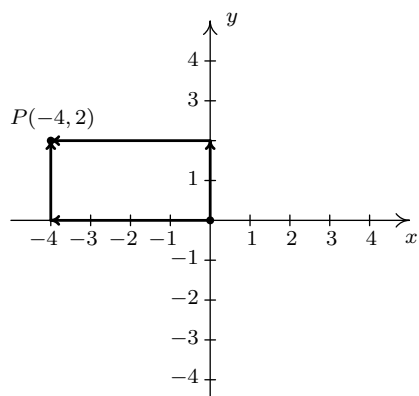
11.3.2 ANSWERS

1. (a) $\alpha \approx 35.54^\circ$ $\beta \approx 85.16^\circ$ $\gamma = 59.3^\circ$
 $a = 7$ $b = 12$ $c \approx 10.36$
- (b) $\alpha = 104^\circ$ $\beta \approx 29.40^\circ$ $\gamma \approx 46.60^\circ$
 $a \approx 49.41$ $b = 25$ $c = 37$
- (c) $\alpha \approx 85.90^\circ$ $\beta = 8.2^\circ$ $\gamma \approx 85.90^\circ$
 $a = 153$ $b \approx 21.88$ $c = 153$
- (d) $\alpha \approx 36.87^\circ$ $\beta \approx 53.13^\circ$ $\gamma = 90^\circ$
 $a = 3$ $b = 4$ $c = 5$
- (e) $\alpha = 120^\circ$ $\beta \approx 25.28^\circ$ $\gamma \approx 34.72^\circ$
 $a = \sqrt{37}$ $b = 3$ $c = 4$
- (f) $\alpha \approx 32.31^\circ$ $\beta \approx 49.58^\circ$ $\gamma \approx 98.21^\circ$
 $a = 7$ $b = 10$ $c = 13$
- (g) Information does not produce a triangle
- (h) $\alpha \approx 83.05^\circ$ $\beta \approx 87.81^\circ$ $\gamma \approx 9.14^\circ$
 $a = 300$ $b = 302$ $c = 48$
- (i) $\alpha = 60^\circ$ $\beta = 60^\circ$ $\gamma = 60^\circ$
 $a = 5$ $b = 5$ $c = 5$
- (j) $\alpha \approx 22.62^\circ$ $\beta \approx 67.38^\circ$ $\gamma = 90^\circ$
 $a = 5$ $b = 12$ $c = 13$
2. (a) $\alpha = 63^\circ$ $\beta \approx 98.11^\circ$ $\gamma \approx 18.89^\circ$
 $a = 18$ $b = 20$ $c \approx 6.54$
 $\alpha = 63^\circ$ $\beta \approx 81.89^\circ$ $\gamma \approx 35.11^\circ$
 $a = 18$ $b = 20$ $c \approx 11.62$
- (b) $\alpha \approx 55.30^\circ$ $\beta \approx 89.40^\circ$ $\gamma \approx 35.30^\circ$
 $a = 37$ $b = 45$ $c = 26$
- (c) Information does not produce a triangle
- (d) $\alpha = 63^\circ$ $\beta \approx 54.1^\circ$ $\gamma \approx 62.9^\circ$
 $a = 22$ $b = 20$ $c \approx 21.98$
- (e) $\alpha = 42^\circ$ $\beta \approx 89.23^\circ$ $\gamma \approx 48.77^\circ$
 $a \approx 78.30$ $b = 117$ $c = 88$
- (f) $\alpha \approx 3^\circ$ $\beta = 7^\circ$ $\gamma = 170^\circ$
 $a \approx 29.72$ $b \approx 69.2$ $c = 98.6$

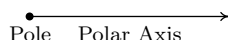
3. The area of the triangle given in Exercise 1f is $\sqrt{1200} \approx 34.64$ square units.
 The area of the triangle given in Exercise 1h is $\sqrt{51764375} \approx 7194.75$ square units.
 The area of the triangle given in Exercise 1j is exactly 30 square units.
4. The distance between the ends of the hands at four o'clock is about 8.26 inches.
5. About 313 miles
6. N32.4°W
7. The fires are about 17456 feet apart. (Try to avoid rounding errors.)

11.4 POLAR COORDINATES

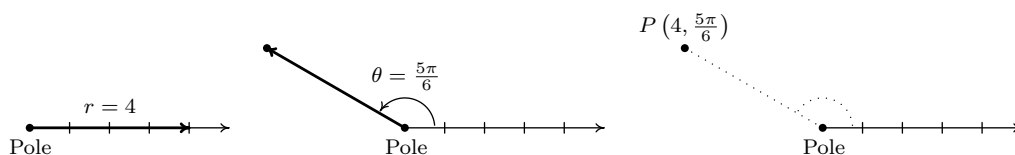
In Section 1.1, we introduced the Cartesian coordinates of a point in the plane as a means of assigning ordered pairs of numbers to points in the plane. We defined the Cartesian coordinate plane using two number lines – one horizontal and one vertical – which intersect at right angles at a point we called the ‘origin’. To plot a point, say $P(-4, 2)$, we start at the origin, travel horizontally to the left 4 units, then up 2 units. Alternatively, we could start at the origin, travel up 2 units, then to the left 4 units and arrive at the same location. For the most part, the ‘motions’ of the Cartesian system (over and up) describe a rectangle, and most points be thought of as the corner diagonally across the rectangle from the origin.¹ For this reason, the Cartesian coordinates of a point are often called ‘rectangular’ coordinates.



In this section, we introduce a new system for assigning coordinates to points in the plane – **polar coordinates**. We start with a point, called the **pole**, and a ray called the **polar axis**.



Polar coordinates consist of a pair of numbers, (r, θ) , where r represents a *directed* distance from the pole² and θ is a measure of rotation from the polar axis. If we wished to plot the point P with polar coordinates $(4, \frac{5\pi}{6})$, we’d start at the pole, move out along the polar axis 4 units, then rotate $\frac{5\pi}{6}$ radians counter-clockwise.

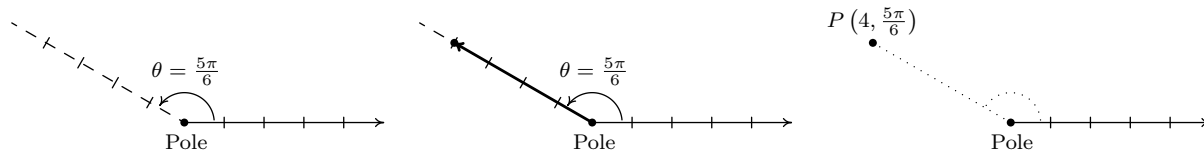


We may also visualize this process by thinking of the rotation first.³ To plot $P(4, \frac{5\pi}{6})$ this way, we rotate $\frac{5\pi}{6}$ counter-clockwise from the polar axis, then move outwards from the pole 4 units. Essentially we are locating a point on the terminal side of $\frac{5\pi}{6}$ which is 4 units away from the pole.

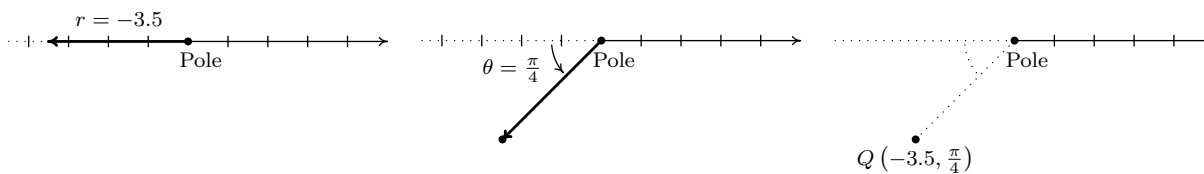
¹Excluding, of course, points with one or both coordinates 0.

²We will explain more about this momentarily.

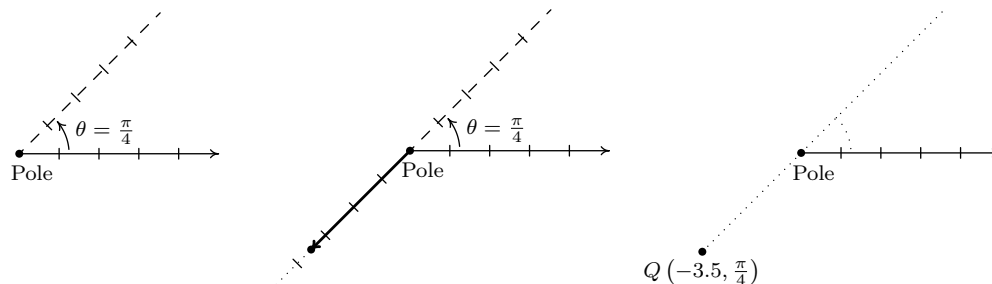
³As with anything in Mathematics, the more ways you have to look at something, the better. The authors encourage the reader to take time to think about both approaches to plotting points given in polar coordinates.



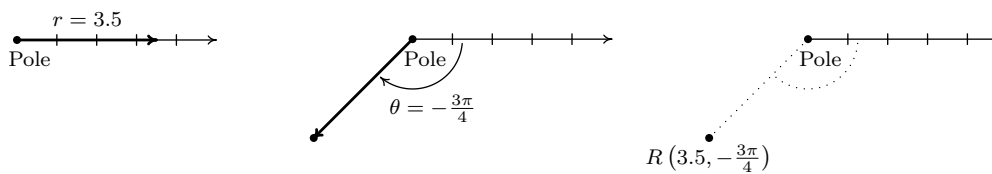
If $r < 0$, we begin by moving in the opposite direction on the polar axis from the pole. For example, to plot $Q(-3.5, \frac{\pi}{4})$ we have



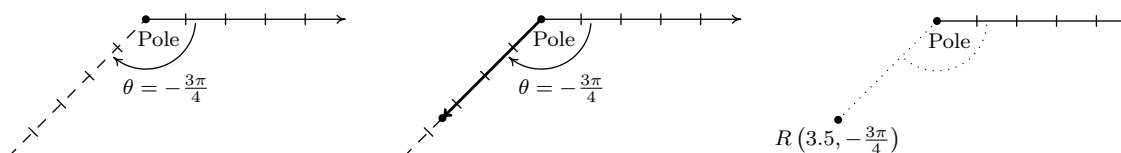
If we interpret the angle first, we rotate $\frac{\pi}{4}$ radians, then move back through the pole 3.5 units. Here we are locating a point 3.5 units away from the pole on the terminal side of $\frac{5\pi}{4}$, not $\frac{\pi}{4}$.



As you may have guessed, $\theta < 0$ means the rotation away from the polar axis is clockwise instead of counter-clockwise. Hence, to plot $R(3.5, -\frac{3\pi}{4})$



From an ‘angles first’ approach, we rotate $-\frac{3\pi}{4}$ then move out 3.5 units from the pole. We see R is the point on the terminal side of $\theta = -\frac{3\pi}{4}$ which is 3.5 units from the pole.



The points Q and R above are, in fact, the same point despite the fact their polar coordinate representations are different. Unlike Cartesian coordinates where (a, b) and (c, d) represent the same point if and only if $a = c$ and $b = d$, a point can be represented by infinitely many polar coordinate pairs. We explore this notion more in the following example.

EXAMPLE 11.4.1. For each point in polar coordinates given below plot the point and then give two additional expressions for the point, one of which has $r > 0$ and the other with $r < 0$.

1. $P(2, 240^\circ)$
2. $P(-4, \frac{7\pi}{6})$
3. $P(117, -\frac{5\pi}{2})$
4. $P(-3, -\frac{\pi}{4})$

SOLUTION.

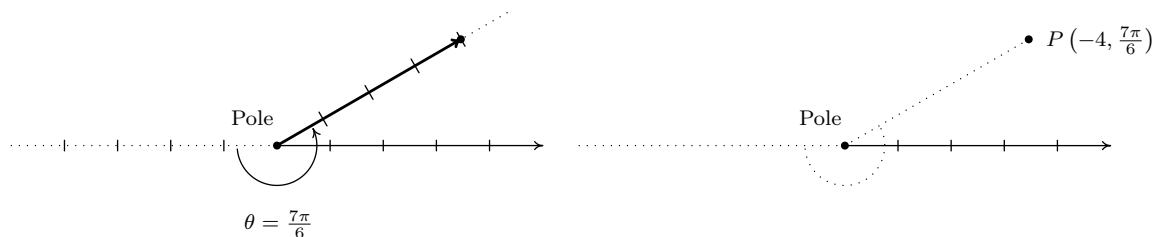
1. Whether we move 2 units along the polar axis and then rotate 240° or rotate 240° then move out 2 units from the pole, we plot $P(2, 240^\circ)$ below.



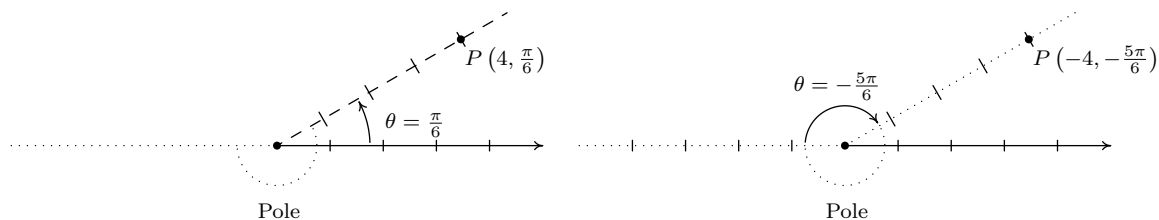
We now set about finding alternate descriptions (r, θ) for the point P . Since P is 2 units from the pole, $r = \pm 2$. Next, we choose angles θ for each of the r values. The given representation for P is $(2, 240^\circ)$ so the angle θ we choose for the $r = 2$ case must be coterminal with 240° . (Can you see why?) One such angle is $\theta = -120^\circ$ so one answer for this case is $(2, -120^\circ)$. For the case $r = -2$, we visualize our rotation starting 2 units to the left of the pole. From this position, we need only to rotate $\theta = 60^\circ$ to arrive at location coterminal with 240° . Hence, our answer here is $(-2, 60^\circ)$. We check our answers by plotting them.



2. We plot $(-4, \frac{7\pi}{6})$ by first moving 4 units to the left of the pole and then rotating $\frac{7\pi}{6}$ radians. Since $r = -4 < 0$, we find our point lies 4 units from the pole on the terminal side of $\frac{\pi}{6}$.



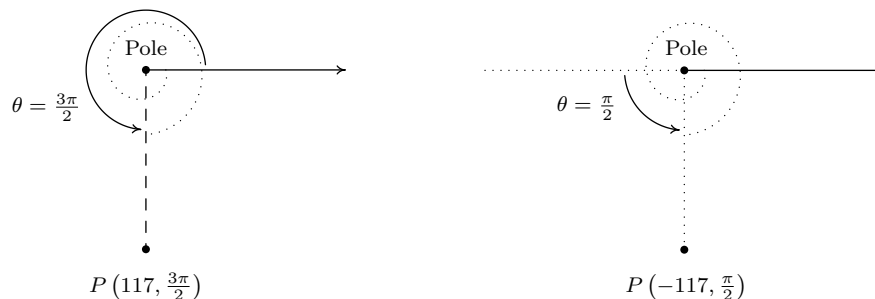
To find alternate descriptions for P , we note that the distance from P to the pole is 4 units, so any representation (r, θ) for P must have $r = \pm 4$. As we noted above, P lies on the terminal side of $\frac{\pi}{6}$, so this, coupled with $r = 4$, gives us $(4, \frac{\pi}{6})$ as one of our answers. To find a different representation for P with $r = -4$, we may choose any angle coterminal with the angle in the original representation of P $(-4, \frac{7\pi}{6})$. We pick $-\frac{5\pi}{6}$ and get $(-4, -\frac{5\pi}{6})$ as our second answer.



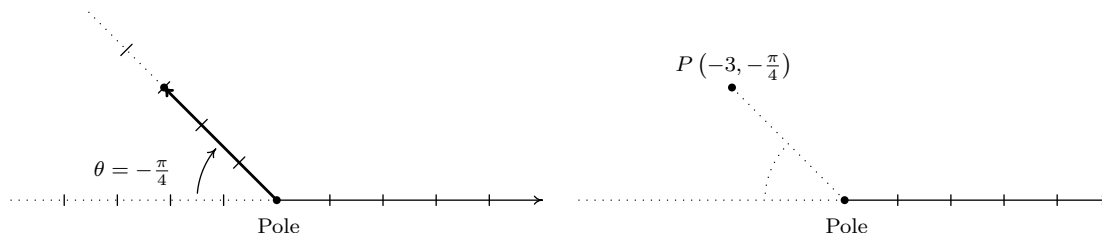
3. To plot $P(117, -\frac{5\pi}{2})$, we move along the polar axis 117 units from the pole and rotate *clockwise* $\frac{5\pi}{2}$ radians as illustrated below.



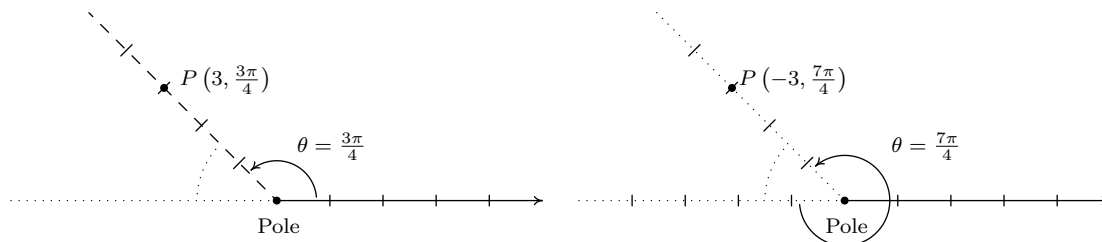
Since P is 117 units from the pole, any representation (r, θ) for P satisfies $r = \pm 117$. For the $r = 117$ case, we can take θ to be any angle coterminal with $-\frac{5\pi}{2}$. In this case, we choose $\theta = \frac{3\pi}{2}$, and get $(117, \frac{3\pi}{2})$ as one answer. For the $r = -117$ case, we visualize moving left 117 units from the pole and then rotating through an angle θ to reach P . We find $\theta = \frac{\pi}{2}$ satisfies this requirement, so our second answer is $(-117, \frac{\pi}{2})$.



4. We move three units to the left of the pole and follow up with a clockwise rotation of $\frac{\pi}{4}$ radians to plot $P(-3, -\frac{\pi}{4})$. We see that P lies on the terminal side of $\frac{3\pi}{4}$.



Since P lies on the terminal side of $\frac{3\pi}{4}$, one alternative representation for P is $(3, \frac{3\pi}{4})$. To find a different representation for P with $r = -3$, we may choose any angle coterminal with $-\frac{\pi}{4}$. We choose $\theta = \frac{7\pi}{4}$ for our final answer $(-3, \frac{7\pi}{4})$.



□

Now that we have had some practice with plotting points in polar coordinates, it should come as no surprise that any given point expressed in polar coordinates has infinitely many other representations in polar coordinates. The following result characterizes when two sets of polar coordinates determine the same point in the plane. It could be considered as a definition or a theorem, depending on your point of view. We state it as a property of the polar coordinate system.

Equivalent Representations of Points in Polar Coordinates

Suppose (r, θ) and (r', θ') are polar coordinates where $r \neq 0$, $r' \neq 0$ and the angles are measured in radians. Then (r, θ) and (r', θ') determine the same point P if and only if one of the following is true:

- $r' = r$ and $\theta' = \theta + 2\pi k$ for some integer k
- $r' = -r$ and $\theta' = \theta + (2k + 1)\pi$ for some integer k

All polar coordinates of the form $(0, \theta)$ represent the pole regardless of the value of θ .

The key to understanding this result, and indeed the whole polar coordinate system, is to keep in mind that (r, θ) means (directed distance from pole, angle of rotation). If $r = 0$, then no matter how much rotation is performed, the point never leaves the pole. Thus $(0, \theta)$ is the pole for all values of θ . Now let's assume that neither r nor r' is zero. If (r, θ) and (r', θ') determine the same

point P then the (non-zero) distance from P to the pole in each case must be the same. Since this distance is controlled by the first coordinate, we have that either $r' = r$ or $r' = -r$. If $r' = r$, then when plotting (r, θ) and (r', θ') , the angles θ and θ' have the same initial side. Hence, if (r, θ) and (r', θ') determine the same point, we must have that θ' is coterminal with θ . We know that this means $\theta' = \theta + 2\pi k$ for some integer k , as required. If, on the other hand, $r' = -r$, then when plotting (r, θ) and (r', θ') , the initial side of θ' is rotated π radians away from the initial side of θ . In this case, θ' must be coterminal with $\pi + \theta$. Hence, $\theta' = \pi + \theta + 2\pi k$ which we rewrite as $\theta' = \theta + (2k + 1)\pi$ for some integer k . Conversely, if $r' = r$ and $\theta' = \theta + 2\pi k$ for some integer k , then the points $P(r, \theta)$ and $P'(r', \theta')$ lie the same (directed) distance from the pole on the terminal sides of coterminal angles, and hence are the same point. Now suppose $r' = -r$ and $\theta' = \theta + (2k + 1)\pi$ for some integer k . To plot P , we first move a directed distance r from the pole; to plot P' , our first step is to move the same distance from the pole as P , but in the opposite direction. At this intermediate stage, we have two points equidistant from the pole rotated exactly π radians apart. Since $\theta' = \theta + (2k + 1)\pi = (\theta + \pi) + 2\pi k$ for some integer k , we see that θ' is coterminal to $(\theta + \pi)$ and it is this extra π radians of rotation which aligns the points P and P' .

Next, we marry the polar coordinate system with the Cartesian (rectangular) coordinate system. To do so, we identify the pole and polar axis in the polar system to the origin and positive x -axis, respectively, in the rectangular system. We get the following result.

THEOREM 11.7. Conversion Between Rectangular and Polar Coordinates: Suppose P is represented in rectangular coordinates as (x, y) and in polar coordinates as (r, θ) . Then

- $x = r \cos(\theta)$ and $y = r \sin(\theta)$
- $x^2 + y^2 = r^2$ and $\tan(\theta) = \frac{y}{x}$ (provided $x \neq 0$)

In the case $r > 0$, Theorem 11.7 is an immediate consequence of Theorem 10.3 along with the quotient identity $\tan(\theta) = \frac{\sin(\theta)}{\cos(\theta)}$. If $r < 0$, then we know an alternate representation for (r, θ) is $(-r, \theta + \pi)$. Since $\cos(\theta + \pi) = -\cos(\theta)$ and $\sin(\theta + \pi) = -\sin(\theta)$, applying the theorem to $(-r, \theta + \pi)$ gives $x = (-r) \cos(\theta + \pi) = (-r)(-\cos(\theta)) = r \cos(\theta)$ and $y = (-r) \sin(\theta + \pi) = (-r)(-\sin(\theta)) = r \sin(\theta)$. Moreover, $x^2 + y^2 = (-r)^2 = r^2$, and $\frac{y}{x} = \tan(\theta + \pi) = \tan(\theta)$, so the theorem is true in this case, too. The remaining case is $r = 0$, in which case $(r, \theta) = (0, \theta)$ is the pole. Since the pole is identified with the origin $(0, 0)$ in rectangular coordinates, the theorem in this case amounts to checking '0 = 0.' The following example puts Theorem 11.7 to good use.

EXAMPLE 11.4.2. Convert each point in rectangular coordinates given below into polar coordinates with $r \geq 0$ and $0 \leq \theta < 2\pi$. Use exact values if possible and round any approximate values to two decimal places. Check your answer by converting them back to rectangular coordinates.

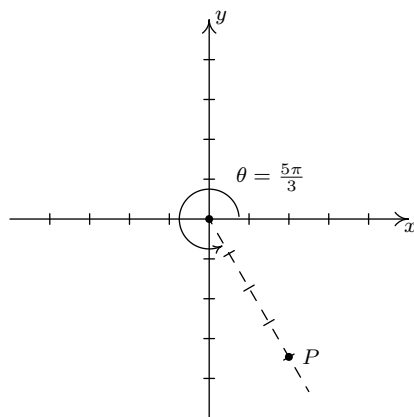
1. $P(2, -2\sqrt{3})$
2. $Q(-3, -3)$
3. $R(0, -3)$
4. $S(-3, 4)$

SOLUTION.

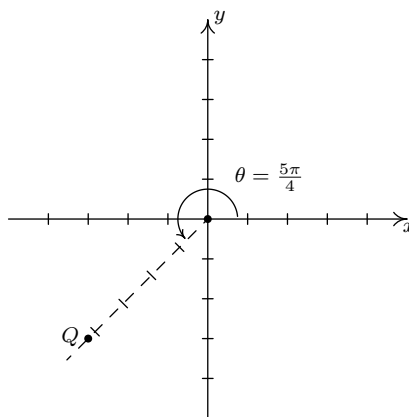
1. Even though we are not explicitly told to do so, we can avoid many common mistakes by taking the time to plot the points before we do any calculations. Plotting $P(2, -2\sqrt{3})$ shows that

it lies in Quadrant IV. With $x = 2$ and $y = -2\sqrt{3}$, we get $r^2 = x^2 + y^2 = (2)^2 + (-2\sqrt{3})^2 = 4 + 12 = 16$ so $r = \pm 4$. Since we are asked for $r \geq 0$, we choose $r = 4$. To find θ , we have that $\tan(\theta) = \frac{y}{x} = \frac{-2\sqrt{3}}{2} = -\sqrt{3}$. This tells us θ has a reference angle of $\frac{\pi}{3}$, and since P lies in Quadrant IV, we know θ is a Quadrant IV angle. We are asked to have $0 \leq \theta < 2\pi$, so we choose $\theta = \frac{5\pi}{3}$. Hence, our answer is $(4, \frac{5\pi}{3})$. To check, we convert $(r, \theta) = (4, \frac{5\pi}{3})$ back to rectangular coordinates and we find $x = r \cos(\theta) = 4 \cos(\frac{5\pi}{3}) = 4(\frac{1}{2}) = 2$ and $y = r \sin(\theta) = 4 \sin(\frac{5\pi}{3}) = 4(-\frac{\sqrt{3}}{2}) = -2\sqrt{3}$, as required.

2. The point $Q(-3, -3)$ lies in Quadrant III. Using $x = y = -3$, we get $r^2 = (-3)^2 + (-3)^2 = 18$ so $r = \pm\sqrt{18} = \pm 3\sqrt{2}$. Since we are asked for $r \geq 0$, we choose $r = 3\sqrt{2}$. We find $\tan(\theta) = \frac{-3}{-3} = 1$, which means θ has a reference angle of $\frac{\pi}{4}$. Since Q lies in Quadrant III, we choose $\theta = \frac{5\pi}{4}$, which satisfies the requirement that $0 \leq \theta < 2\pi$. Our final answer is $(r, \theta) = (3\sqrt{2}, \frac{5\pi}{4})$. To check, we find $x = r \cos(\theta) = (3\sqrt{2}) \cos(\frac{5\pi}{4}) = (3\sqrt{2})(-\frac{\sqrt{2}}{2}) = -3$ and $y = r \sin(\theta) = (3\sqrt{2}) \sin(\frac{5\pi}{4}) = (3\sqrt{2})(-\frac{\sqrt{2}}{2}) = -3$, so we are done.



P has rectangular coordinates $(2, -2\sqrt{3})$
 P has polar coordinates $(4, \frac{5\pi}{3})$

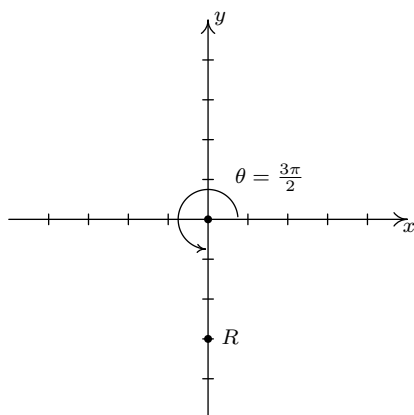


Q has rectangular coordinates $(-3, -3)$
 Q has polar coordinates $(3\sqrt{2}, \frac{5\pi}{4})$

3. The point $R(0, -3)$ lies along the negative y -axis. While we could go through the usual computations⁴ to find the polar form of R , in this case we can find the polar coordinates of R using the definition. Since the pole is identified with the origin, we can easily tell the point R is 3 units from the pole, which means in the polar representation (r, θ) of R we know $r = \pm 3$. Since we require $r \geq 0$, we choose $r = 3$. Concerning θ , the angle $\theta = \frac{3\pi}{2}$ satisfies $0 \leq \theta < 2\pi$ with its terminal side along the negative y -axis, so our answer is $(3, \frac{3\pi}{2})$. To check, we note $x = r \cos(\theta) = 3 \cos(\frac{3\pi}{2}) = (3)(0) = 0$ and $y = r \sin(\theta) = 3 \sin(\frac{3\pi}{2}) = 3(-1) = -3$.
4. The point $S(-3, 4)$ lies in Quadrant II. With $x = -3$ and $y = 4$, we get $r^2 = (-3)^2 + (4)^2 = 25$ so $r = \pm 5$. As usual, we choose $r = 5 \geq 0$ and proceed to determine θ . We have $\tan(\theta) =$

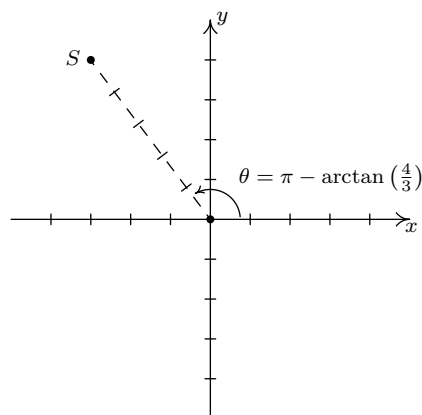
⁴Since $x = 0$, we would have to determine θ geometrically.

$\frac{y}{x} = \frac{4}{-3} = -\frac{4}{3}$, and since this isn't the tangent of one of the common angles, we resort to using the arctangent function. Using a reference angle approach,⁵ we find $\alpha = \arctan\left(\frac{4}{3}\right)$ is the reference angle for θ . Since θ lies in Quadrant II and must satisfy $0 \leq \theta < 2\pi$, we choose $\theta = \pi - \arctan\left(\frac{4}{3}\right)$ radians. Hence, our answer is $(r, \theta) = \left(5, \pi - \arctan\left(\frac{4}{3}\right)\right) \approx (5, 2.21)$. To check our answers requires a bit of tenacity since we need to simplify expressions of the form: $\cos\left(\pi - \arctan\left(\frac{4}{3}\right)\right)$ and $\sin\left(\pi - \arctan\left(\frac{4}{3}\right)\right)$. These are good review exercises and are hence left to the reader. We find $\cos\left(\pi - \arctan\left(\frac{4}{3}\right)\right) = -\frac{3}{5}$ and $\sin\left(\pi - \arctan\left(\frac{4}{3}\right)\right) = \frac{4}{5}$, so that $x = r \cos(\theta) = (5)\left(-\frac{3}{5}\right) = -3$ and $y = r \sin(\theta) = (5)\left(\frac{4}{5}\right) = 4$ which confirms our answer.



R has rectangular coordinates $(0, -3)$

R has polar coordinates $\left(3, \frac{3\pi}{2}\right)$



S has rectangular coordinates $(-3, 4)$

S has polar coordinates $\left(5, \pi - \arctan\left(\frac{4}{3}\right)\right)$

□

Now that we've had practice converting representations of *points* between the rectangular and polar coordinate systems, we now set about converting *equations* from one system to another. Just as we've used equations in x and y to represent relations in rectangular coordinates, equations in the variables r and θ represent relations in polar coordinates. We convert equations between the two systems using Theorem 11.7 as the next example illustrates.

EXAMPLE 11.4.3.

- Convert each equation in rectangular coordinates into an equation in polar coordinates.

(a) $(x - 3)^2 + y^2 = 9$

(b) $y = -x$

(c) $y = x^2$

- Convert each equation in polar coordinates into an equation in rectangular coordinates.

(a) $r = -3$

(b) $\theta = \frac{4\pi}{3}$

(c) $r = 1 - \cos(\theta)$

⁵See Example 10.6.5 in Section 10.6.3.

SOLUTION.

1. One strategy to convert an equation from rectangular to polar coordinates is to replace every occurrence of x with $r \cos(\theta)$ and every occurrence of y with $r \sin(\theta)$ and use identities to simplify. This is the technique we employ below.

- (a) We start by substituting $x = r \cos(\theta)$ and $y = r \sin(\theta)$ into $(x-3)^2 + y^2 = 9$ and simplifying. With no real direction in which to proceed, we follow our mathematical instincts and see where they take us.⁶

$$\begin{aligned} (r \cos(\theta) - 3)^2 + (r \sin(\theta))^2 &= 9 \\ r^2 \cos^2(\theta) - 6r \cos(\theta) + 9 + r^2 \sin^2(\theta) &= 9 \\ r^2 (\cos^2(\theta) + \sin^2(\theta)) - 6r \cos(\theta) &= 0 && \text{Subtract 9 from both sides.} \\ r^2 - 6r \cos(\theta) &= 0 && \text{Since } \cos^2(\theta) + \sin^2(\theta) = 1 \\ r(r - 6 \cos(\theta)) &= 0 && \text{Factor.} \end{aligned}$$

We get $r = 0$ or $r = 6 \cos(\theta)$. From Section 7.2 we know the equation $(x - 3)^2 + y^2 = 9$ describes a circle, and since $r = 0$ describes just a point (namely the pole/origin), we choose $r = 6 \cos(\theta)$ for our final answer.⁷

- (b) Substituting $x = r \cos(\theta)$ and $y = r \sin(\theta)$ into $y = -x$ gives $r \cos(\theta) = -r \sin(\theta)$. Rearranging, we get $r \cos(\theta) + r \sin(\theta) = 0$ or $r(\cos(\theta) + \sin(\theta)) = 0$. This gives $r = 0$ or $\cos(\theta) + \sin(\theta) = 0$. Solving the latter equation for θ , we get $\theta = -\frac{\pi}{4} + \pi k$ for integers k . As we did in the previous example, we take a step back and think geometrically. We know $y = -x$ describes a line through the origin. As before, $r = 0$ describes the origin, but nothing else. Consider the equation $\theta = -\frac{\pi}{4}$. In this equation, the variable r is free,⁸ meaning it can assume any and all values including $r = 0$. If we imagine plotting points $(r, -\frac{\pi}{4})$ for all conceivable values of r (positive, negative and zero), we are essentially drawing the line containing the terminal side of $\theta = -\frac{\pi}{4}$ which is none other than $y = -x$. Hence, we can take as our final answer $\theta = -\frac{\pi}{4}$ here.⁹
- (c) We substitute $x = r \cos(\theta)$ and $y = r \sin(\theta)$ into $y = x^2$ and get $r \sin(\theta) = (r \cos(\theta))^2$, or $r^2 \cos^2(\theta) - r \sin(\theta) = 0$. Factoring, we get $r(r \cos^2(\theta) - \sin(\theta)) = 0$ so that either $r = 0$ or $r \cos^2(\theta) = \sin(\theta)$. We can solve the latter equation for r by dividing both sides of the equation by $\cos^2(\theta)$, but as a general rule, we never divide through by a quantity that may be 0. In this particular case, we are safe since if $\cos^2(\theta) = 0$, then $\cos(\theta) = 0$, and for the equation $r \cos^2(\theta) = \sin(\theta)$ to hold, then $\sin(\theta)$ would also have to be 0. Since there are no angles with both $\cos(\theta) = 0$ and $\sin(\theta) = 0$, we are not losing any

⁶Experience is the mother of all instinct, and necessity is the mother of invention. Study this example and see what techniques are employed, then try your best to get your answers in the homework to match Jeff's.

⁷Note that when we substitute $\theta = \frac{\pi}{2}$ into $r = 6 \cos(\theta)$, we recover the point $r = 0$, so we aren't losing anything by disregarding $r = 0$.

⁸See Section 8.1.

⁹We could take it to be *any* of $\theta = -\frac{\pi}{4} + \pi k$ for integers k .

information by dividing both sides of $r \cos^2(\theta) = \sin(\theta)$ by $\cos^2(\theta)$. Doing so, we get $r = \frac{\sin(\theta)}{\cos^2(\theta)}$, or $r = \sec(\theta) \tan(\theta)$. As before, the $r = 0$ case is recovered in the solution $r = \sec(\theta) \tan(\theta)$ (let $\theta = 0$), so we state the latter as our final answer.

2. As a general rule, converting equations from polar to rectangular coordinates isn't as straight forward as the reverse process. We could solve $r^2 = x^2 + y^2$ for r to get $r = \pm\sqrt{x^2 + y^2}$ and solving $\tan(\theta) = \frac{y}{x}$ requires the arctangent function to get $\theta = \arctan\left(\frac{y}{x}\right) + \pi k$ for integers k . Neither of these expressions for r and θ are especially user-friendly, so we opt for a second strategy – rearrange the given polar equation so that the expressions $r^2 = x^2 + y^2$, $r \cos(\theta) = x$, $r \sin(\theta) = y$ and/or $\tan(\theta) = \frac{y}{x}$ present themselves.

- (a) Starting with $r = -3$, we can square both sides to get $r^2 = (-3)^2$ or $r^2 = 9$. We may now substitute $r^2 = x^2 + y^2$ to get the equation $x^2 + y^2 = 9$. As we have seen,¹⁰ squaring an equation does not, in general, produce an equivalent equation. The concern here is that the equation $r^2 = 9$ might be satisfied by more points than $r = -3$. On the surface, this appears to be the case since $r^2 = 9$ is equivalent to $r = \pm 3$, not just $r = -3$. However, any point with polar coordinates $(3, \theta)$ can be represented as $(-3, \theta + \pi)$, which means any point (r, θ) whose polar coordinates satisfy the relation $r = \pm 3$ has an equivalent¹¹ representation which satisfies $r = -3$.
- (b) We take the tangent of both sides the equation $\theta = \frac{4\pi}{3}$ to get $\tan(\theta) = \tan\left(\frac{4\pi}{3}\right) = \sqrt{3}$. Since $\tan(\theta) = \frac{y}{x}$, we get $\frac{y}{x} = \sqrt{3}$ or $y = x\sqrt{3}$. Of course, we pause a moment to wonder if, geometrically, the equations $\theta = \frac{4\pi}{3}$ and $y = x\sqrt{3}$ generate the same set of points.¹² The same argument presented in number 1b applies equally well here so we are done.
- (c) Once again, we need to manipulate $r = 1 - \cos(\theta)$ a bit before using the conversion formulas given in Theorem 11.7. We could square both sides of this equation like we did in part 2a above to obtain an r^2 on the left hand side, but that does nothing helpful for the right hand side. Instead, we multiply both sides by r to obtain $r^2 = r - r \cos(\theta)$. We now have an r^2 and an $r \cos(\theta)$ in the equation, which we can easily handle, but we also have another r to deal with. Rewriting the equation as $r = r^2 + r \cos(\theta)$ and squaring both sides yields $r^2 = (r^2 + r \cos(\theta))^2$. Substituting $r^2 = x^2 + y^2$ and $r \cos(\theta) = x$ gives $x^2 + y^2 = (x^2 + y^2 + x)^2$. Once again, we have performed some

¹⁰Exercise 3 in Section 5.3, for instance ...

¹¹Here, 'equivalent' means they represent the same point in the plane. As ordered pairs, $(3, 0)$ and $(-3, \pi)$ are different, but when interpreted as polar coordinates, they correspond to the same point in the plane. Mathematically speaking, relations are sets of ordered pairs, so the equations $r^2 = 9$ and $r = -3$ represent different relations since they correspond to different sets of ordered pairs. Since polar coordinates were defined geometrically to describe the location of points in the plane, however, we concern ourselves only with ensuring that the sets of *points* in the plane generated by two equations are the same. This was not an issue, by the way, when we first defined relations as sets of points in the plane in Section 1.2. Back then, a point in the plane was identified with a unique ordered pair given by its Cartesian coordinates.

¹²In addition to taking the tangent of both sides of an equation (There are infinitely many solutions to $\tan(\theta) = \sqrt{3}$, and $\theta = \frac{4\pi}{3}$ is only one of them!), we also went from $\frac{y}{x} = \sqrt{3}$, in which x cannot be 0, to $y = x\sqrt{3}$ in which we assume x can be 0.

algebraic maneuvers which may have altered the set of points described by the original equation. First, we multiplied both sides by r . This means that now $r = 0$ is a viable solution to the equation. In the original equation, $r = 1 - \cos(\theta)$, we see that $\theta = 0$ gives $r = 0$, so the multiplication by r doesn't introduce any new points. The squaring of both sides of this equation is also a reason to pause. Are there points with coordinates (r, θ) which satisfy $r^2 = (r^2 + r \cos(\theta))^2$ but do not satisfy $r = r^2 + r \cos(\theta)$? Suppose (r', θ') satisfies $r^2 = (r^2 + r \cos(\theta))^2$. Then $r' = \pm ((r')^2 + r' \cos(\theta'))$. If we have that $r' = (r')^2 + r' \cos(\theta')$, we are done. What if $r' = -((r')^2 + r' \cos(\theta')) = -(r')^2 - r' \cos(\theta')$? We claim that the coordinates $(-r', \theta' + \pi)$, which determine the same point as (r', θ') , satisfy $r = r^2 + r \cos(\theta)$. We substitute $r = -r'$ and $\theta = \theta' + \pi$ into $r = r^2 + r \cos(\theta)$ to see if we get a true statement.

$$\begin{aligned}
 -r' &\stackrel{?}{=} (-r')^2 + (-r' \cos(\theta' + \pi)) \\
 -((r')^2 - r' \cos(\theta')) &\stackrel{?}{=} (r')^2 - r' \cos(\theta' + \pi) && \text{Since } r' = -(r')^2 - r' \cos(\theta') \\
 (r')^2 + r' \cos(\theta') &\stackrel{?}{=} (r')^2 - r'(-\cos(\theta')) && \text{Since } \cos(\theta' + \pi) = -\cos(\theta') \\
 (r')^2 + r' \cos(\theta') &\stackrel{\checkmark}{=} (r')^2 + r' \cos(\theta')
 \end{aligned}$$

Since both sides worked out to be equal, $(-r', \theta' + \pi)$ satisfies $r = r^2 + r \cos(\theta)$ which means that any point (r, θ) which satisfies $r^2 = (r^2 + r \cos(\theta))^2$ has a representation which satisfies $r = r^2 + r \cos(\theta)$, and we are done. \square

In practice, much of the pedantic verification of the equivalence of equations in Example 11.4.3 is left unsaid. Indeed, in most textbooks, squaring equations like $r = -3$ to arrive at $r^2 = 9$ happens without a second thought. Your instructor will ultimately decide how much, if any, justification is warranted. If you take anything away from Example 11.4.3, it should be that relatively nice things in rectangular coordinates, such as $y = x^2$, can turn ugly in polar coordinates, and vice-versa. In the next section, we devote our attention to graphing equations like the ones given in Example 11.4.3 number 2 on the Cartesian coordinate plane without converting back to rectangular coordinates. If nothing else, number 2c above shows the price we pay if we insist on always converting to back to the more familiar rectangular coordinate system.

11.4.1 EXERCISES

1. For each point in polar coordinates given below plot the point and then give three different expressions for the point such that

• $r < 0$ and $0 \leq \theta < 2\pi$

• $r > 0$ and $\theta < 0$

• $r > 0$ and $\theta \geq 2\pi$

(a) $\left(2, \frac{\pi}{3}\right)$

(c) $\left(\frac{1}{3}, \frac{3\pi}{2}\right)$

(e) $(-20, 3\pi)$

(b) $\left(5, \frac{7\pi}{4}\right)$

(d) $\left(12, -\frac{7\pi}{6}\right)$

(f) $\left(-4, \frac{5\pi}{4}\right)$

2. Convert each point in polar coordinates given below into rectangular coordinates. Use exact values if possible and round any approximate values to two decimal places.

(a) $\left(5, \frac{7\pi}{4}\right)$

(c) $\left(11, -\frac{7\pi}{6}\right)$

(e) $\left(\frac{3}{5}, \frac{\pi}{2}\right)$

(b) $\left(2, \frac{\pi}{3}\right)$

(d) $(-20, 3\pi)$

(f) $(-7.8, 0.937)$

3. Convert each point in rectangular coordinates given below into polar coordinates with $r \geq 0$ and $0 \leq \theta < 2\pi$. Use exact values if possible and round any approximate values to two decimal places.

(a) $(0, 5)$

(c) $(7, -7)$

(e) $(-3, -\sqrt{3})$

(b) $(3, \sqrt{3})$

(d) $(-8, 1)$

(f) $(-3, 0)$

4. Convert each equation in polar coordinates (r, θ) given below into an equation in rectangular coordinates (x, y) .

(a) $r = 7$

(c) $r = 4 \cos(\theta)$

(e) $r = 1 - 2 \cos(\theta)$

(b) $\theta = \frac{2\pi}{3}$

(d) $r^2 = \sin(2\theta)$

(f) $r = 1 + \sin(\theta)$

5. Convert each equation in rectangular coordinates (x, y) given below into an equation in polar coordinates (r, θ) .

(a) $x = -3$

(c) $x^2 + y^2 = 117$

(e) $y = -3x^2$

(b) $y = 7$

(d) $y = 4x - 19$

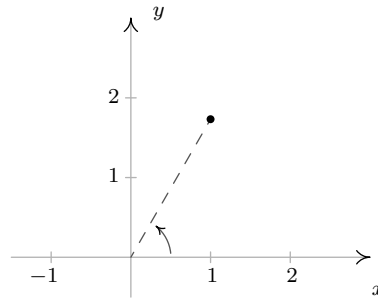
(f) $x^2 + (y - 3)^2 = 9$

6. Convert the origin $(0, 0)$ into polar coordinates in four different ways.

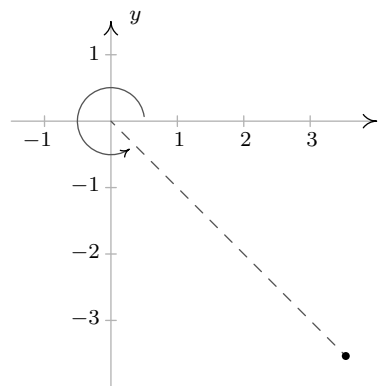
7. With the help of your classmates, use the Law of Cosines to develop a formula for the distance between two points in polar coordinates.

11.4.2 ANSWERS

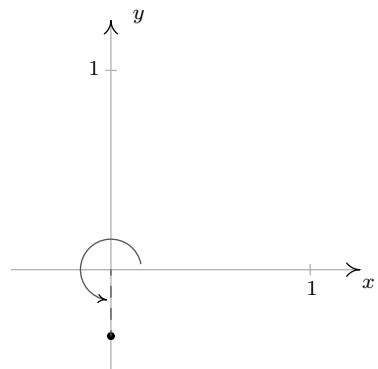
1. (a) $\left(2, \frac{\pi}{3}\right), \left(-2, \frac{4\pi}{3}\right)$
 $\left(2, -\frac{5\pi}{3}\right), \left(2, \frac{7\pi}{3}\right)$



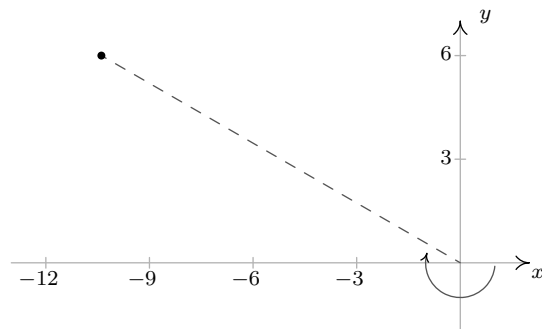
(b) $\left(5, \frac{7\pi}{4}\right), \left(-5, \frac{3\pi}{4}\right)$
 $\left(5, -\frac{\pi}{4}\right), \left(5, \frac{15\pi}{4}\right)$



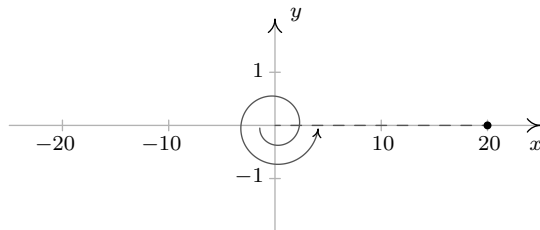
(c) $\left(\frac{1}{3}, \frac{3\pi}{2}\right), \left(-\frac{1}{3}, \frac{\pi}{2}\right)$
 $\left(\frac{1}{3}, -\frac{\pi}{2}\right), \left(\frac{1}{3}, \frac{7\pi}{2}\right)$



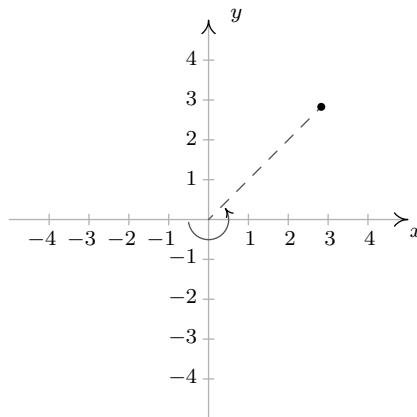
(d) $\left(12, -\frac{7\pi}{6}\right), \left(-12, \frac{11\pi}{6}\right)$
 $\left(12, \frac{5\pi}{6}\right), \left(12, \frac{17\pi}{6}\right)$



- (e) $(-20, 3\pi), (-20, \pi)$
 $(20, -2\pi), (20, 4\pi)$



- (f) $\left(-4, \frac{5\pi}{4}\right), \left(4, \frac{\pi}{4}\right)$
 $\left(4, -\frac{7\pi}{4}\right), \left(4, \frac{9\pi}{4}\right)$



- | | | |
|---|--|--|
| 2. (a) $\left(\frac{5\sqrt{2}}{2}, -\frac{5\sqrt{2}}{2}\right)$ | (c) $\left(-\frac{11\sqrt{3}}{2}, \frac{11}{2}\right)$ | (e) $\left(0, \frac{3}{5}\right)$ |
| (b) $(1, \sqrt{3})$ | (d) $(20, 0)$ | (f) $(-4.62, -6.29)$ |
| 3. (a) $\left(5, \frac{\pi}{2}\right)$ | (c) $\left(7\sqrt{2}, \frac{7\pi}{4}\right)$ | (e) $\left(\sqrt{12}, \frac{7\pi}{6}\right)$ |
| (b) $\left(\sqrt{12}, \frac{\pi}{6}\right)$ | (d) $(\sqrt{65}, 3.02)$ | (f) $(3, \pi)$ |
| 4. (a) $x^2 + y^2 = 49$ | (d) $(x^2 + y^2)^2 = 2xy$ | |
| (b) $y = -\sqrt{3}x$ | (e) $(x^2 + 2x + y^2)^2 = x^2 + y^2$ | |
| (c) $(x - 2)^2 + y^2 = 4$ | (f) $(x^2 + y^2 + y)^2 = x^2 + y^2$ | |
| 5. (a) $r = 3 \sec(\theta)$ | (d) $r = \frac{19}{4 \cos(\theta) - \sin(\theta)}$ | |
| (b) $r = 7 \csc(\theta)$ | (e) $r = -\frac{1}{3} \tan(\theta) \sec(\theta)$ | |
| (c) $r = \sqrt{117}$ | (f) $r = 6 \sin(\theta)$ | |

6. Any point of the form $(0, \theta)$ will work, e.g. $(0, \pi), (0, -117), \left(0, \frac{23\pi}{4}\right)$ and $(0, 0)$.

11.5 GRAPHS OF POLAR EQUATIONS

In this section, we discuss how to graph equations in polar coordinates on the rectangular coordinate plane. Since any given point in the plane has infinitely many different representations in polar coordinates, our ‘Fundamental Graphing Principle’ in this section is not as clean as it was for graphs of rectangular equations on page 22. We state it below for completeness.

The Fundamental Graphing Principle for Polar Equations

The graph of an equation in polar coordinates is the set of points which satisfy the equation. That is, a point $P(r, \theta)$ is on the graph of an equation if and only if there is a representation of P , say (r', θ') , such that r' and θ' satisfy the equation.

Our first example focuses on the some of the more structurally simple polar equations.

EXAMPLE 11.5.1. Graph the following polar equations.

1. $r = 4$

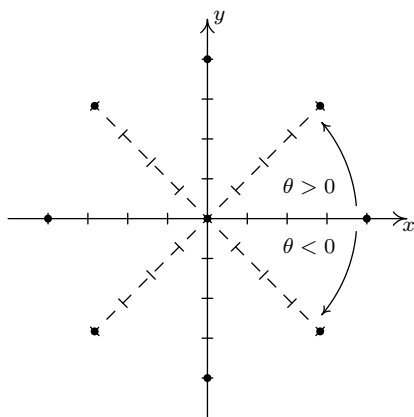
2. $r = -3\sqrt{2}$

3. $\theta = \frac{5\pi}{4}$

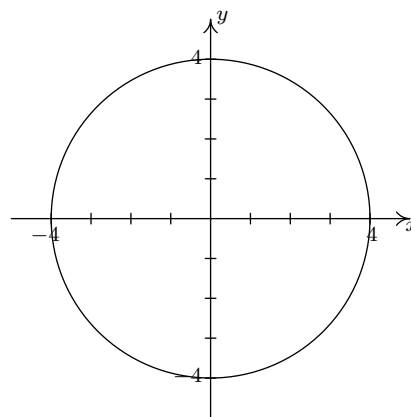
4. $\theta = -\frac{3\pi}{2}$

SOLUTION. In each of these equations, only one of the variables r and θ is present making the other variable free.¹ This makes these graphs easier to visualize than others.

- In the equation $r = 4$, θ is free. The graph of this equation is, therefore, all points which have a polar coordinate representation $(4, \theta)$, for any choice of θ . Graphically this translates into tracing out all of the points 4 units away from the origin. This is exactly the definition of circle, centered at the origin, with a radius of 4.



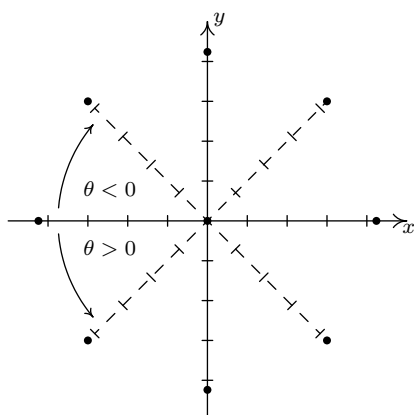
In $r = 4$, θ is free



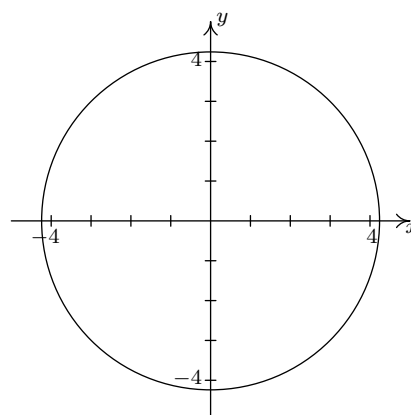
The graph of $r = 4$

- Once again we have θ being free in the equation $r = -3\sqrt{2}$. Plotting all of the points of the form $(-3\sqrt{2}, \theta)$ gives us a circle of radius $3\sqrt{2}$ centered at the origin.

¹See the discussion in Example 11.4.3 number 2a.

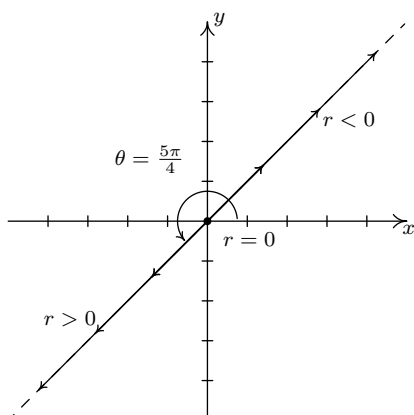


In $r = -3\sqrt{2}$, θ is free

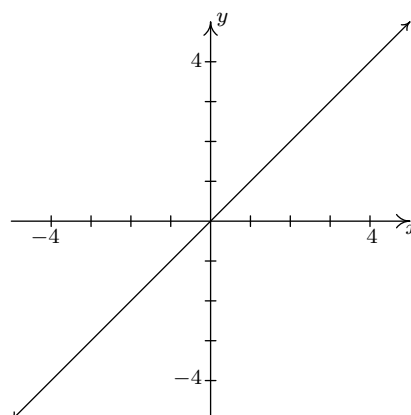


The graph of $r = -3\sqrt{2}$

3. In the equation $\theta = \frac{5\pi}{4}$, r is free, so we plot all of the points with polar representation $(r, \frac{5\pi}{4})$. What we find is that we are tracing out the line which contains the terminal side of $\theta = \frac{5\pi}{4}$ when plotted in standard position.

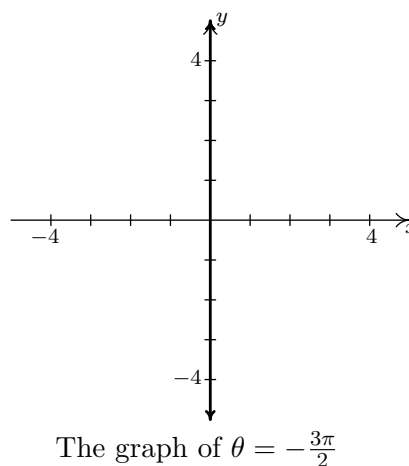
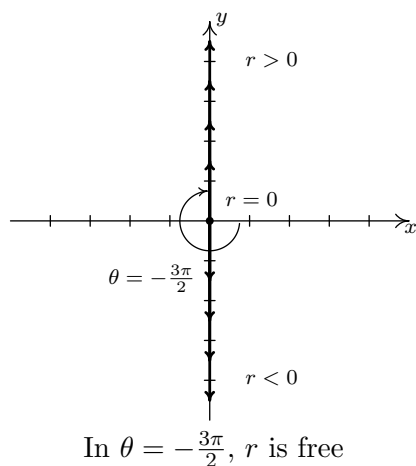


In $\theta = \frac{5\pi}{4}$, r is free



The graph of $\theta = \frac{5\pi}{4}$

4. As in the previous example, the variable r is free in the equation $\theta = -\frac{3\pi}{2}$. Plotting $(r, -\frac{3\pi}{2})$ for various values of r shows us that we are tracing out the y -axis.



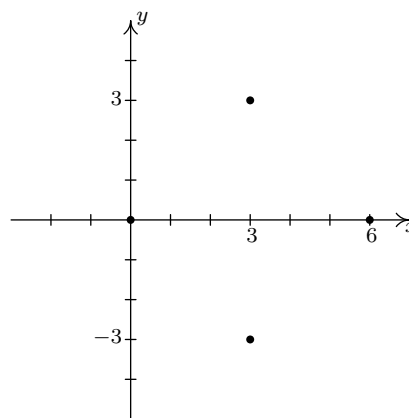
Hopefully, our experience in Example 11.5.1 makes the following result clear.

THEOREM 11.8. Graphs of Constant r and θ : Suppose a and α are constants, $a \neq 0$.

- The graph of the polar equation $r = a$ on the Cartesian plane is a circle centered at the origin of radius $|a|$.
- The graph of the polar equation $\theta = \alpha$ on the Cartesian plane is the line containing the terminal side of α when plotted in standard position.

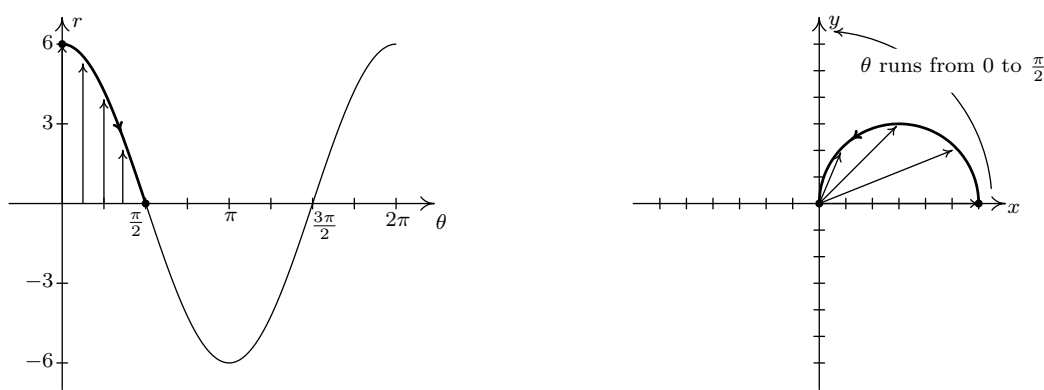
Suppose we wish to graph $r = 6 \cos(\theta)$. A reasonable way to start is to treat θ as the independent variable, r as the dependent variable, evaluate $r = f(\theta)$ at some ‘friendly’ values of θ and plot the resulting points.² We generate the table below.

θ	$r = 6 \cos(\theta)$	(r, θ)
0	6	$(6, 0)$
$\frac{\pi}{4}$	$3\sqrt{2}$	$(3\sqrt{2}, \frac{\pi}{4})$
$\frac{\pi}{2}$	0	$(0, \frac{\pi}{2})$
$\frac{3\pi}{4}$	$-3\sqrt{2}$	$(-3\sqrt{2}, \frac{3\pi}{4})$
π	-6	$(-6, \pi)$
$\frac{5\pi}{4}$	$-3\sqrt{2}$	$(-3\sqrt{2}, \frac{5\pi}{4})$
$\frac{3\pi}{2}$	0	$(0, \frac{3\pi}{2})$
$\frac{7\pi}{4}$	$3\sqrt{2}$	$(3\sqrt{2}, \frac{7\pi}{4})$
2π	6	$(6, 2\pi)$

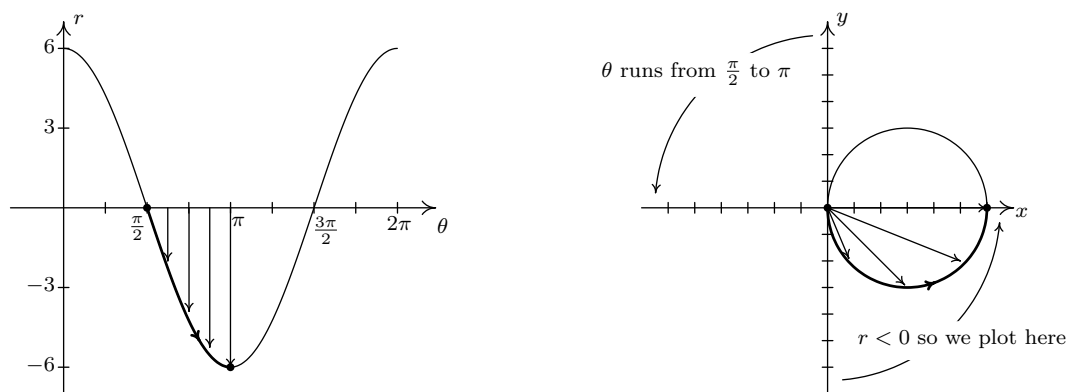


²For a review of these concepts and this process, see Sections 1.5 and 1.7.

Despite having nine ordered pairs, we only get four distinct points on the graph. For this reason, we employ a slightly different strategy. We graph one cycle of $r = 6 \cos(\theta)$ on the θr plane³ and use it to help graph the equation on the xy -plane. We see that as θ ranges from 0 to $\frac{\pi}{2}$, r ranges from 6 to 0. In the xy -plane, this means that the curve starts 6 units from the origin on the positive x -axis ($\theta = 0$) and gradually returns to the origin by the time the curve reaches the y -axis ($\theta = \frac{\pi}{2}$). The arrows drawn in the figure below are meant to help you visualize this process. In the θr -plane, the arrows are drawn from the θ -axis to the curve $r = 6 \cos(\theta)$. In the xy -plane, each of these arrows starts at the origin and is rotated through the corresponding angle θ , in accordance with how we plot polar coordinates. It is a less-precise way to generate the graph than computing the actual function values, but it is markedly faster.



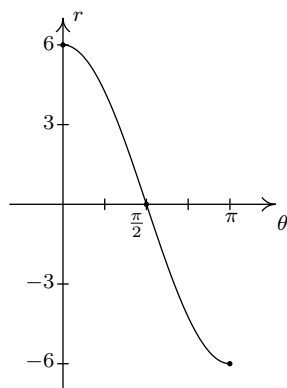
Next, we repeat the process as θ ranges from $\frac{\pi}{2}$ to π . Here, the r values are all negative. This means that in the xy -plane, instead of graphing in Quadrant II, we graph in Quadrant IV, with all of the angle rotations starting from the negative x -axis.



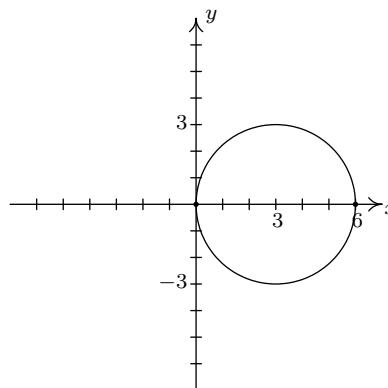
As θ ranges from π to $\frac{3\pi}{2}$, the r values are still negative, which means the graph is traced out in Quadrant I instead of Quadrant III. Since the $|r|$ for these values of θ match the r values for θ in

³The graph looks exactly like $y = 6 \cos(x)$ in the xy -plane, and for good reason. At this stage, we are just graphing the relationship between r and θ before we interpret them as polar coordinates (r, θ) on the xy -plane.

$[0, \frac{\pi}{2}]$, we have that the curve begins to retrace itself at this point. Proceeding further, we find that when $\frac{3\pi}{2} \leq \theta \leq 2\pi$, we retrace the portion of the curve in Quadrant IV that we first traced out as $\frac{\pi}{2} \leq \theta \leq \pi$. The reader is invited to verify that plotting any range of θ outside the interval $[0, \pi]$ results in retracing some portion of the curve.⁴ We present the final graph below.



$r = 6 \cos(\theta)$ in the θr -plane



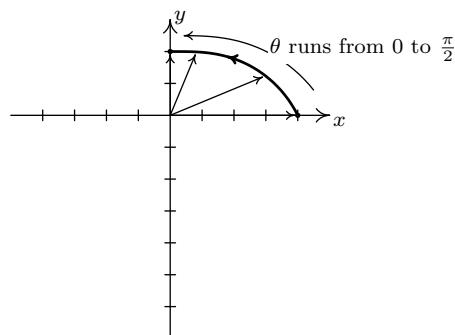
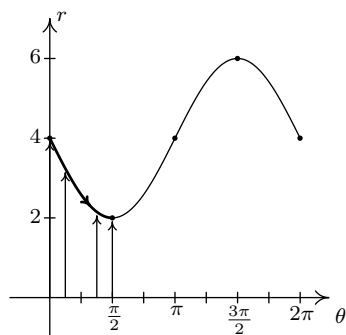
$r = 6 \cos(\theta)$ in the xy -plane

EXAMPLE 11.5.2. Graph the following polar equations.

1. $r = 4 - 2 \sin(\theta)$
2. $r = 2 + 4 \cos(\theta)$
3. $r = 5 \sin(2\theta)$
4. $r^2 = 16 \cos(2\theta)$

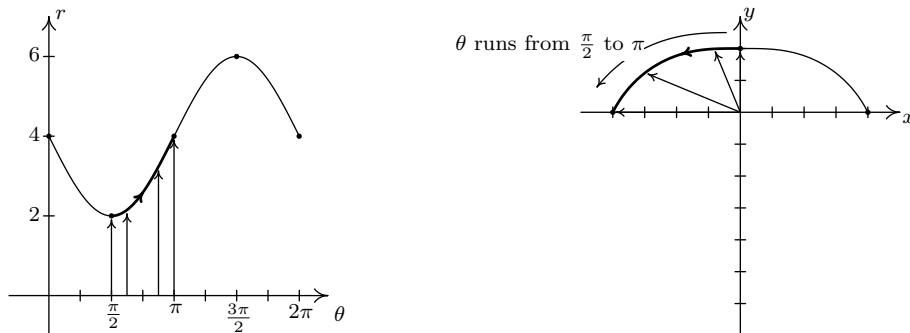
SOLUTION.

1. We first plot the fundamental cycle of $r = 4 - 2 \sin(\theta)$ on the θr axes. To help us visualize what is going on graphically, we divide up $[0, 2\pi]$ into the usual four subintervals $[0, \frac{\pi}{2}]$, $[\frac{\pi}{2}, \pi]$, $[\pi, \frac{3\pi}{2}]$ and $[\frac{3\pi}{2}, 2\pi]$, and proceed as we did above. As θ ranges from 0 to $\frac{\pi}{2}$, r decreases from 4 to 2. This means that the curve in the xy -plane starts 4 units from the origin on the positive x -axis and gradually pulls in towards the origin as it moves towards the positive y -axis.

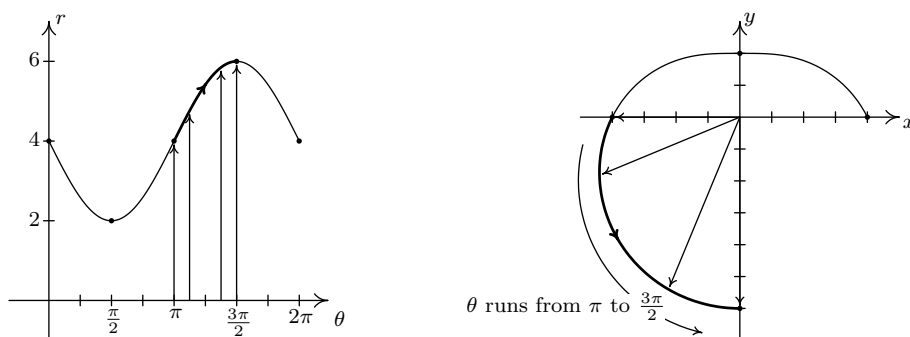


⁴The graph of $r = 6 \cos(\theta)$ looks suspiciously like a circle, for good reason. See number 1a in Example 11.4.3.

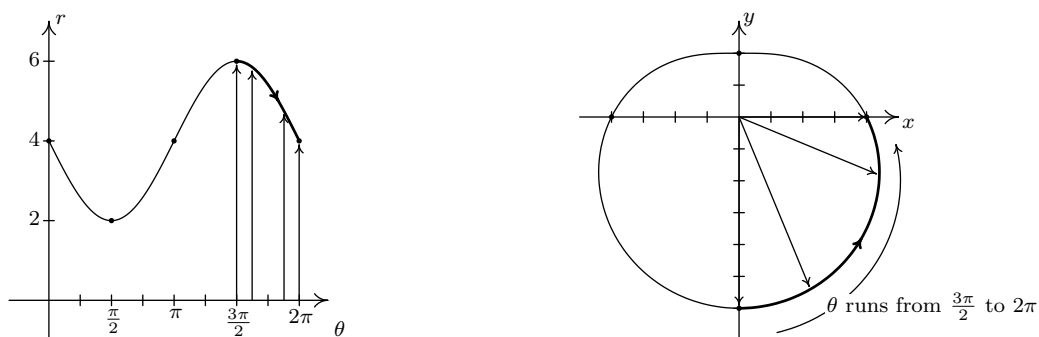
Next, as θ runs from $\frac{\pi}{2}$ to π , we see that r increases from 2 to 4. Picking up where we left off, we gradually pull the graph away from the origin until we reach the negative x -axis.



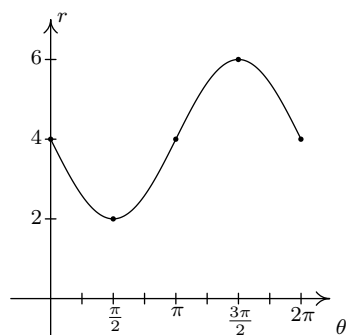
Over the interval $[\pi, \frac{3\pi}{2}]$, we see that r increases from 4 to 6. On the xy -plane, the curve sweeps out away from the origin as it travels from the negative x -axis to the negative y -axis.



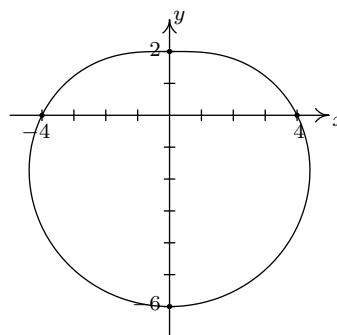
Finally, as θ takes on values from $\frac{3\pi}{2}$ to 2π , r decreases from 6 back to 4. The graph on the xy -plane pulls in from the negative y -axis to finish where we started.



We leave it to the reader to verify that plotting points corresponding to values of θ outside the interval $[0, 2\pi]$ results in retracing portions of the curve, so we are finished.

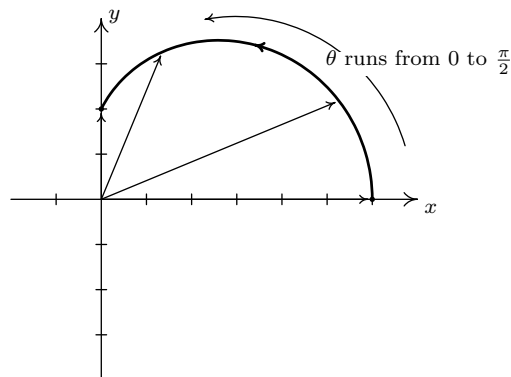
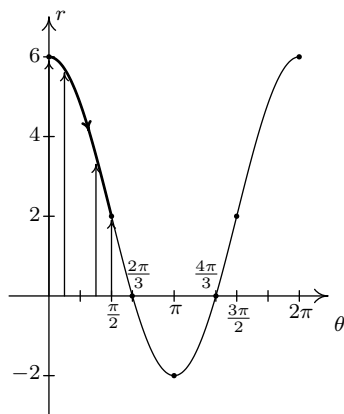


$r = 4 - 2 \sin(\theta)$ in the θr -plane



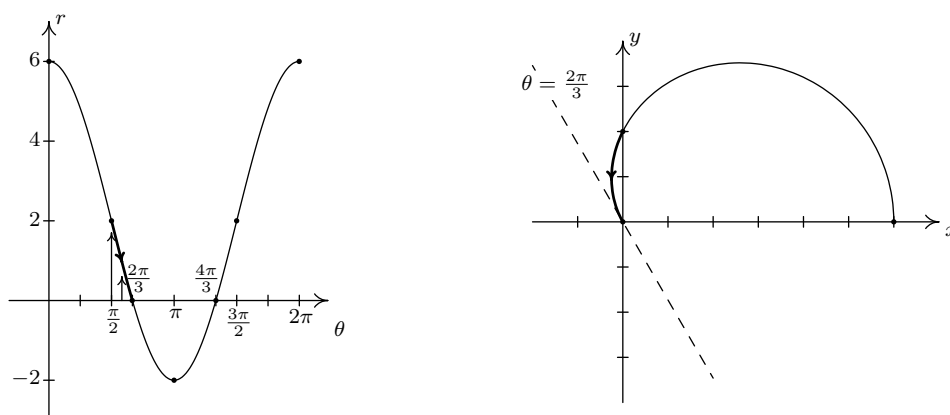
$r = 4 - 2 \sin(\theta)$ in the xy -plane.

2. The first thing to note when graphing $r = 2 + 4 \cos(\theta)$ on the θr -plane over the interval $[0, 2\pi]$ is that the graph crosses through the θ -axis. This corresponds to the graph of the curve passing through the origin in the xy -plane, and our first task is to determine when this happens. Setting $r = 0$ we get $2 + 4 \cos(\theta) = 0$, or $\cos(\theta) = -\frac{1}{2}$. Solving for θ in $[0, 2\pi]$ gives $\theta = \frac{2\pi}{3}$ and $\theta = \frac{4\pi}{3}$. Since these values of θ are important geometrically, we break the interval $[0, 2\pi]$ into six subintervals: $[0, \frac{\pi}{2}]$, $[\frac{\pi}{2}, \frac{2\pi}{3}]$, $[\frac{2\pi}{3}, \pi]$, $[\pi, \frac{4\pi}{3}]$, $[\frac{4\pi}{3}, \frac{3\pi}{2}]$ and $[\frac{3\pi}{2}, 2\pi]$. As θ ranges from 0 to $\frac{\pi}{2}$, r decreases from 6 to 2. Plotting this on the xy -plane, we start 6 units out from the origin on the positive x -axis and slowly pull in towards the positive y -axis.

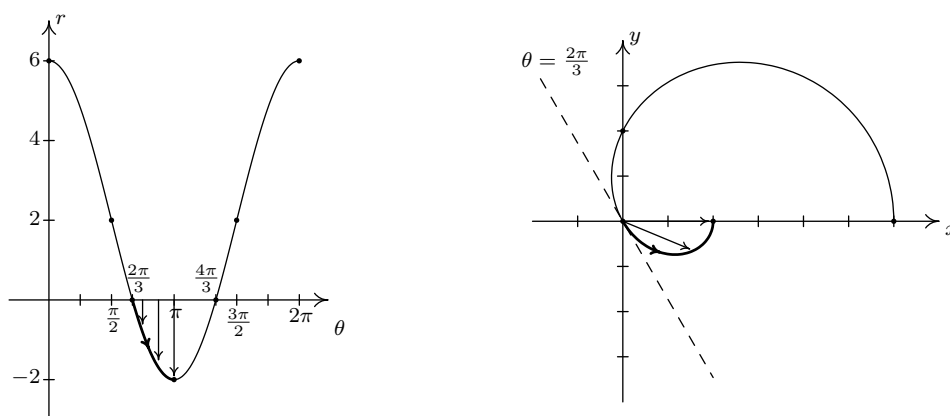


On the interval $[\frac{\pi}{2}, \frac{2\pi}{3}]$, r decreases from 2 to 0, which means the graph is heading into (and will eventually cross through) the origin. Not only do we reach the origin when $\theta = \frac{2\pi}{3}$, a theorem from Calculus⁵ states that the curve hugs the line $\theta = \frac{2\pi}{3}$ as it approaches the origin.

⁵The 'tangents at the pole' theorem from second semester Calculus.

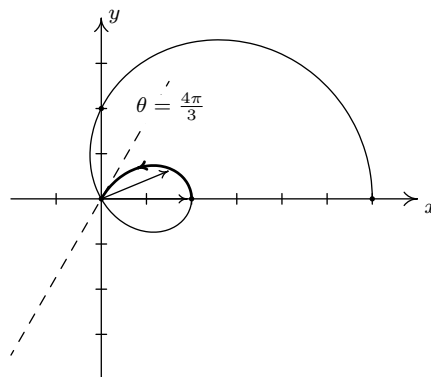
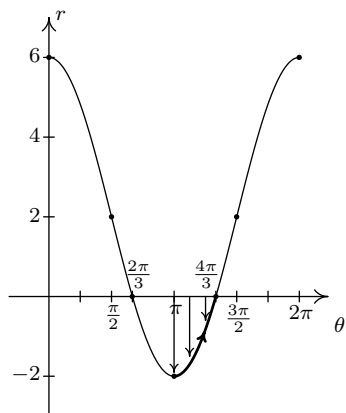


On the interval $[\frac{2\pi}{3}, \pi]$, r ranges from 0 to -2 . Since $r \leq 0$, the curve passes through the origin in the xy -plane, following the line $\theta = \frac{2\pi}{3}$ and continues upwards through Quadrant IV towards the positive x -axis.⁶ Since $|r|$ is increasing from 0 to 2, the curve pulls away from the origin to finish at a point on the positive x -axis.

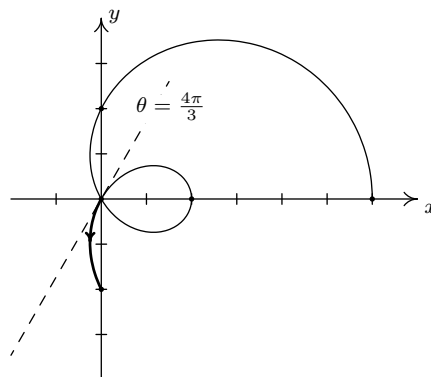
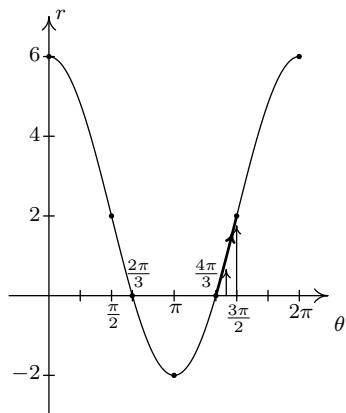


Next, as θ progresses from π to $\frac{4\pi}{3}$, r ranges from -2 to 0. Since $r \leq 0$, we continue our graph in the first quadrant, heading into the origin along the line $\theta = \frac{4\pi}{3}$.

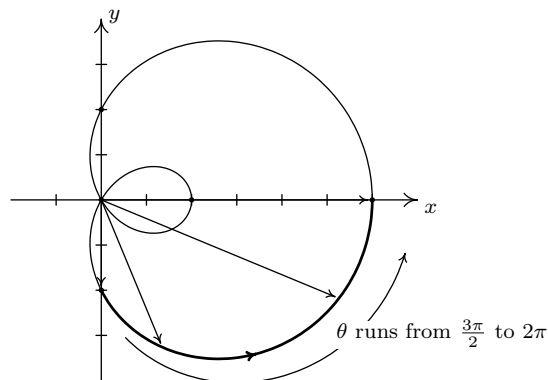
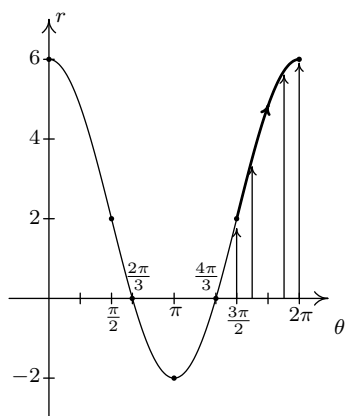
⁶Recall that one way to visualize plotting polar coordinates (r, θ) with $r < 0$ is to start the rotation from the left side of the pole - in this case, the negative x -axis. Rotating between $\frac{2\pi}{3}$ and π radians from the negative x -axis in this case determines the region between the line $\theta = \frac{2\pi}{3}$ and the x -axis in Quadrant IV.



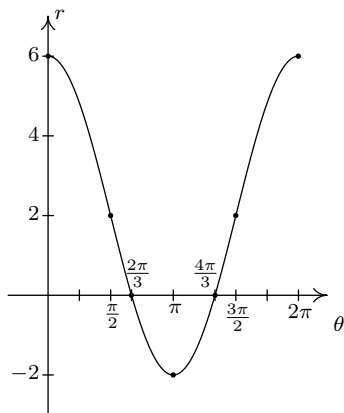
On the interval $[\frac{4\pi}{3}, \frac{3\pi}{2}]$, r returns to positive values and increases from 0 to 2. We hug the line $\theta = \frac{4\pi}{3}$ as we move through the origin and head towards negative y -axis.



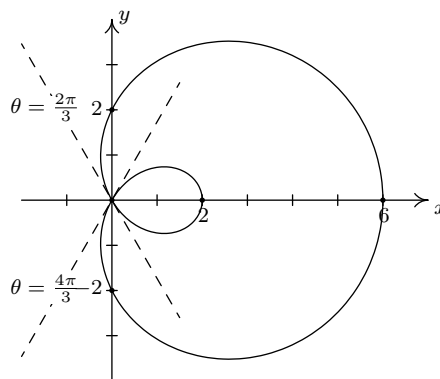
As we round out the interval, we find that as θ runs through $\frac{3\pi}{2}$ to 2π , r increases from 2 out to 6, and we end up back where we started, 6 units from the origin on the positive x -axis.



Again, we invite the reader to show that plotting the curve for values of θ outside $[0, 2\pi]$ results in retracing a portion of the curve already traced. Our final graph is below.

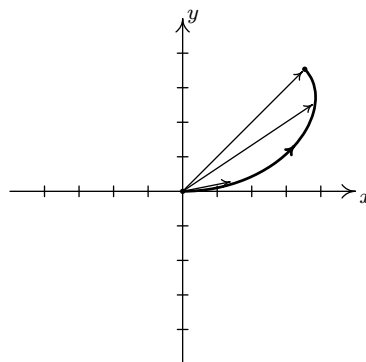
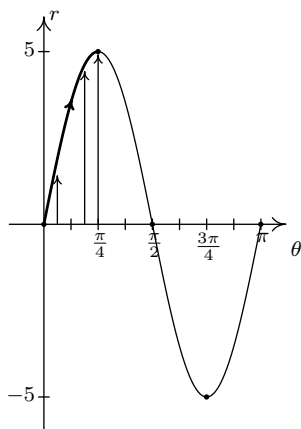


$r = 2 + 4 \cos(\theta)$ in the θr -plane

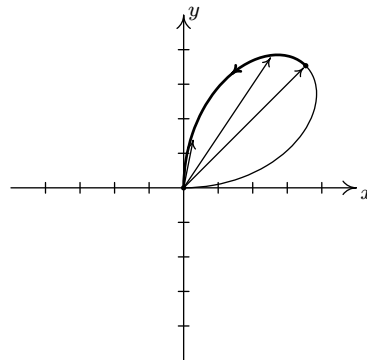
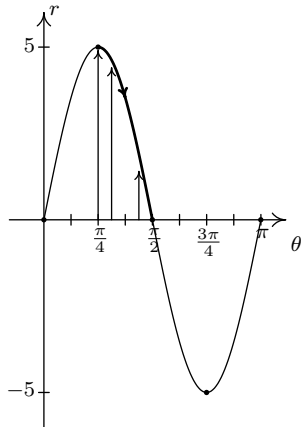


$r = 2 + 4 \cos(\theta)$ in the xy -plane

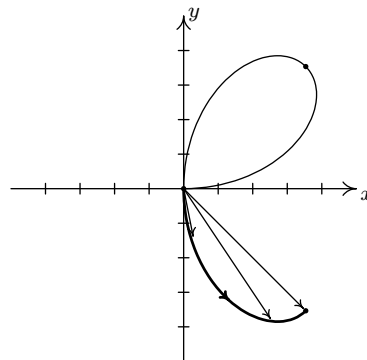
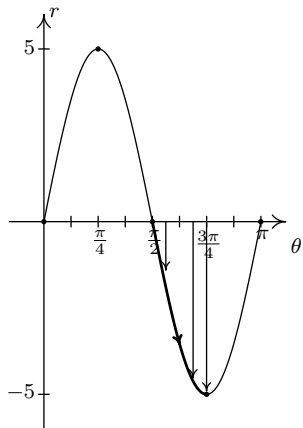
- As usual, we start by graphing a fundamental cycle of $r = 5 \sin(2\theta)$ in the θr -plane, which in this case, occurs as θ ranges from 0 to π . We partition our interval into subintervals to help us with the graphing, namely $[0, \frac{\pi}{4}]$, $[\frac{\pi}{4}, \frac{\pi}{2}]$, $[\frac{\pi}{2}, \frac{3\pi}{4}]$ and $[\frac{3\pi}{4}, \pi]$. As θ ranges from 0 to $\frac{\pi}{4}$, r increases from 0 to 5. This means that the graph of $r = 5 \sin(2\theta)$ in the xy -plane starts at the origin and gradually sweeps out so it is 5 units away from the origin on the line $\theta = \frac{\pi}{4}$.



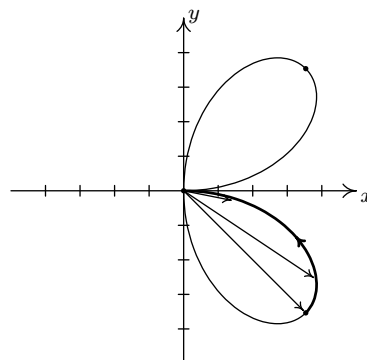
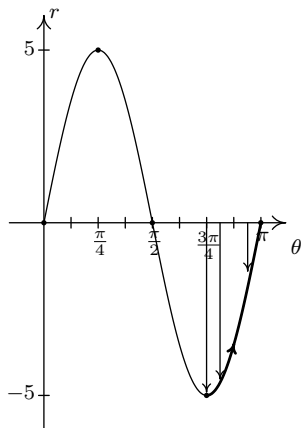
Next, we see that r decreases from 5 to 0 as θ runs through $[\frac{\pi}{4}, \frac{\pi}{2}]$, and furthermore, r is heading negative as θ crosses $\frac{\pi}{2}$. Hence, we draw the curve hugging the line $\theta = \frac{\pi}{2}$ (the y -axis) as the curve heads to the origin.



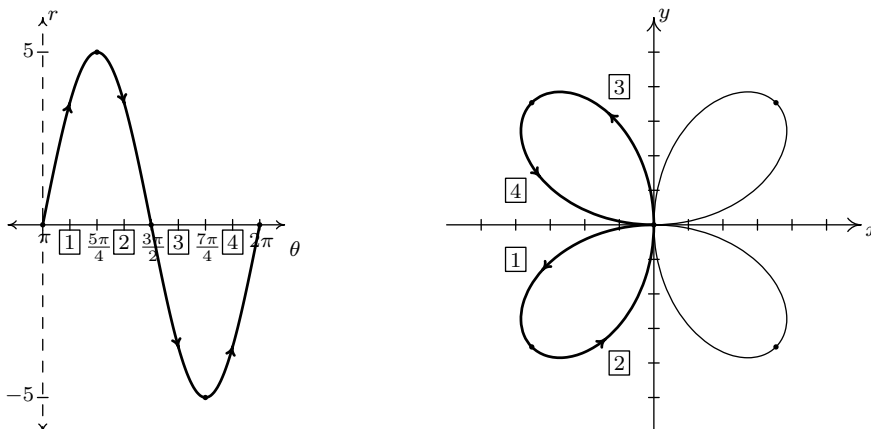
As θ runs from $\frac{\pi}{2}$ to $\frac{3\pi}{4}$, r becomes negative and ranges from 0 to -5 . Since $r \leq 0$, the curve pulls away from the negative y -axis into Quadrant IV.



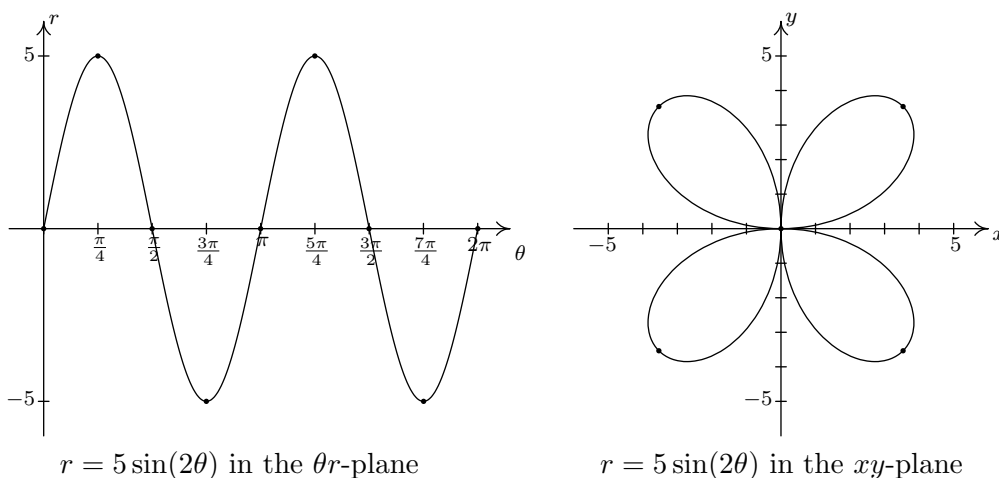
For $\frac{3\pi}{4} \leq \theta \leq \pi$, r increases from -5 to 0, so the curve pulls back to the origin.



Even though we have finished with one complete cycle of $r = 5 \sin(\theta)$, if we continue plotting beyond $\theta = \pi$, we find that the curve continues into the third quadrant! Below we present a graph of a second cycle of $r = 5 \sin(\theta)$ which continues on from the first. The boxed labels on the θ -axis correspond to the portions with matching labels on the curve in the xy -plane.



We have the final graph below.



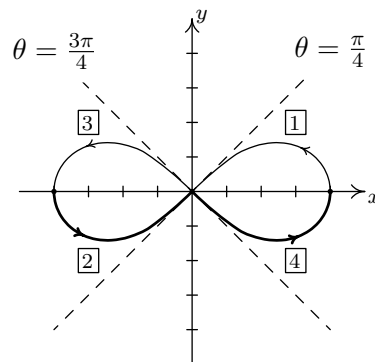
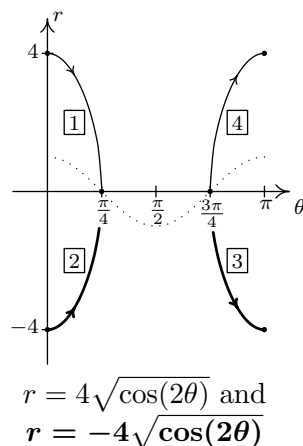
$r = 5 \sin(2\theta)$ in the θr -plane

$r = 5 \sin(2\theta)$ in the xy -plane

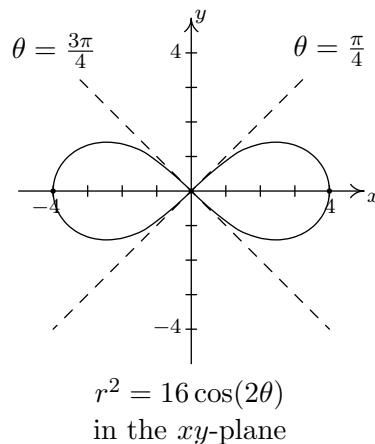
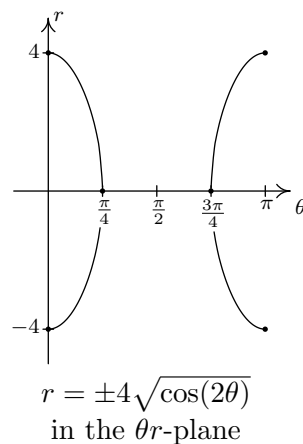
4. Graphing $r^2 = 16 \cos(2\theta)$ is complicated by the r^2 , so we solve to get $r = \pm\sqrt{16 \cos(2\theta)} = \pm 4\sqrt{\cos(2\theta)}$. How do we sketch such a curve? First off, we sketch a fundamental period of $r = \cos(2\theta)$ which we have dotted in the figure below. When $\cos(2\theta) < 0$, $\sqrt{\cos(2\theta)}$ is undefined, so we don't have any values on the interval $(\frac{\pi}{4}, \frac{3\pi}{4})$. On the intervals which remain, $\cos(2\theta)$ ranges from 0 to 1, inclusive. Hence, $\sqrt{\cos(2\theta)}$ ranges from 0 to 1 as well.⁷ From this, we know $r = \pm 4\sqrt{\cos(2\theta)}$ ranges continuously from 0 to ± 4 , respectively. Below we graph both $r = 4\sqrt{\cos(2\theta)}$ and $r = -4\sqrt{\cos(2\theta)}$ on the θr plane and use them to sketch the corresponding pieces of the curve $r^2 = 16 \cos(2\theta)$ in the xy -plane. As we have seen in earlier

⁷Owing to the relationship between $y = x$ and $y = \sqrt{x}$ over $[0, 1]$, we also know $\sqrt{\cos(2\theta)} \geq \cos(2\theta)$ wherever the former is defined.

examples, the lines $\theta = \frac{\pi}{4}$ and $\theta = \frac{3\pi}{4}$, which are the zeros of the functions $r = \pm 4\sqrt{\cos(2\theta)}$, serve as guides for us to draw the curve as it passes through the origin.



As we plot points corresponding to values of θ outside of the interval $[0, \pi]$, we find ourselves retracing parts of the curve,⁸ so our final answer is below.



□

A few remarks are in order. First, there is no relation, in general, between the period of the function $f(\theta)$ and the length of the interval required to sketch the complete graph of $r = f(\theta)$ in the xy -plane. As we saw on page 799, despite the fact that the period of $f(\theta) = 6 \cos(\theta)$ is 2π , we sketched the complete graph of $r = 6 \cos(\theta)$ in the xy -plane just using the values of θ as θ ranged from 0 to π . In Example 11.5.2, number 3, the period of $f(\theta) = 5 \sin(2\theta)$ is π , but in order to obtain the complete graph of $r = 5 \sin(2\theta)$, we needed to run θ from 0 to 2π . While many of the ‘common’ polar graphs can be grouped in to families,⁹ the authors truly feel that taking the time to work through each graph in the manner presented here is the best way to not only understand the polar

⁸In this case, we could have generated the entire graph by using just the plot $r = 4\sqrt{\cos(2\theta)}$, but graphed over the interval $[0, 2\pi]$ in the θr -plane. We leave the details to the reader.

⁹Numbers 1 and 2 in Example 11.5.2 are examples of ‘limaçons,’ number 3 is an example of a ‘polar rose,’ and number 4 is the famous ‘Lemniscate of Bernoulli.’

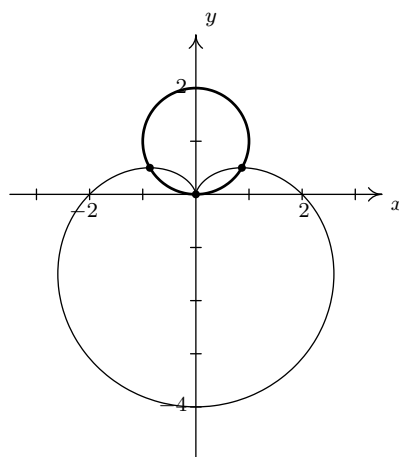
coordinate system, but also prepare you for what is needed in Calculus. Second, the symmetry seen in the examples is also a common occurrence when graphing polar equations. In addition to the usual kinds of symmetry discussed up to this point in the text (symmetry about each axis and the origin), it is possible to talk about *rotational* symmetry. We leave the discussion of symmetry to the Exercises. In our next example, we are given the task of finding the intersection points of polar curves. According to the Fundamental Graphing Principle for Polar Equations on page 796, in order for a point P to be on the graph of a polar equation, it must have a *representation* $P(r, \theta)$ which satisfies the equation. What complicates matters in polar coordinates is that any given point has infinitely many representations. As a result, if a point P is on the graph of two different polar equations, it is entirely possible that the representation $P(r, \theta)$ which satisfies one of the equations does not satisfy the other equation. Here, more than ever, we need to rely on the Geometry as much as the Algebra to find our solutions.

EXAMPLE 11.5.3. Find the points of intersection of the graphs of the following polar equations.

1. $r = 2 \sin(\theta)$ and $r = 2 - 2 \sin(\theta)$
2. $r = 2$ and $r = 3 \cos(\theta)$
3. $r = 3$ and $r = 6 \cos(2\theta)$
4. $r = 3 \sin\left(\frac{\theta}{2}\right)$ and $r = 3 \cos\left(\frac{\theta}{2}\right)$

SOLUTION.

1. Following the procedure in Example 11.5.2, we graph $r = 2 \sin(\theta)$ and find it to be a circle centered at the point with rectangular coordinates $(0, 1)$ with a radius of 1. The graph of $r = 2 - 2 \sin(\theta)$ is a special kind of limaçon called a ‘[cardioid](#).’¹⁰



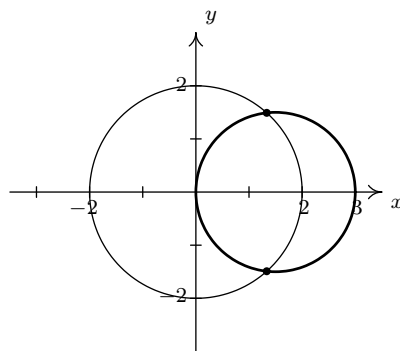
$$r = 2 - 2 \sin(\theta) \text{ and } r = 2 \sin(\theta)$$

It appears as if there are three intersection points: one in the first quadrant, one in the second quadrant, and the origin. Our next task is to find polar representations of these points. In

¹⁰Presumably, the name is derived from its resemblance to a stylized human heart.

order for a point P to be on the graph of $r = 2 \sin(\theta)$, it must have a representation $P(r, \theta)$ which satisfies $r = 2 \sin(\theta)$. If P is also on the graph of $r = 2 - 2 \sin(\theta)$, then P has a (possibly different) representation $P(r', \theta')$ which satisfies $r' = 2 \sin(\theta')$. We first try to see if we can find any points which have a single representation $P(r, \theta)$ that satisfies both $r = 2 \sin(\theta)$ and $r = 2 - 2 \sin(\theta)$. Assuming such a pair (r, θ) exists, then equating¹¹ the expressions for r gives $2 \sin(\theta) = 2 - 2 \sin(\theta)$ or $\sin(\theta) = \frac{1}{2}$. From this, we get $\theta = \frac{\pi}{6} + 2\pi k$ or $\theta = \frac{5\pi}{6} + 2\pi k$ for integers k . Plugging $\theta = \frac{\pi}{6}$ into $r = 2 \sin(\theta)$, we get $r = 2 \sin\left(\frac{\pi}{6}\right) = 2\left(\frac{1}{2}\right) = 1$, which is also the value we obtain when we substitute it into $r = 2 - 2 \sin(\theta)$. Hence, $\left(1, \frac{\pi}{6}\right)$ is one representation for the point of intersection in the first quadrant. For the point of intersection in the second quadrant, we try $\theta = \frac{5\pi}{6}$. Both equations give us the point $\left(1, \frac{5\pi}{6}\right)$, so this is our answer here. What about the origin? We know from Section 11.4 that the pole may be represented as $(0, \theta)$ for any angle θ . On the graph of $r = 2 \sin(\theta)$, we start at the origin when $\theta = 0$ and return to it at $\theta = \pi$, and as the reader can verify, we are at the origin exactly when $\theta = \pi k$ for integers k . On the curve $r = 2 - 2 \sin(\theta)$, however, we reach the origin when $\theta = \frac{\pi}{2}$, and more generally, when $\theta = \frac{\pi}{2} + 2\pi k$ for integers k . There is no integer value of k for which $\pi k = \frac{\pi}{2} + 2\pi k$ which means while the origin is on both graphs, the point is never reached simultaneously. In any case, we have determined the three points of intersection to be $\left(1, \frac{\pi}{6}\right)$, $\left(1, \frac{5\pi}{6}\right)$ and the origin.

- As before, we make a quick sketch of $r = 2$ and $r = 3 \cos(\theta)$ to get feel for the number and location of the intersection points. The graph of $r = 2$ is a circle, centered at the origin, with a radius of 2. The graph of $r = 3 \cos(\theta)$ is also a circle - but this one is centered at the point with rectangular coordinates $\left(\frac{3}{2}, 0\right)$ and has a radius of $\frac{3}{2}$.



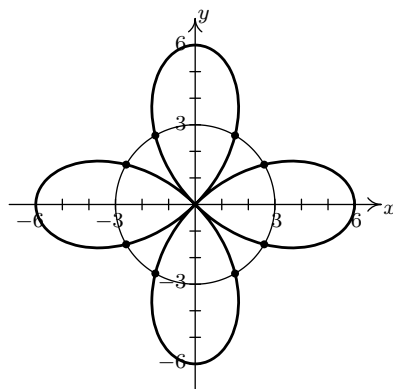
$r = 2$ and $r = 3 \cos(\theta)$

We have two intersection points to find, one in Quadrant I and one in Quadrant IV. Proceeding as above, we first determine if any of the intersection points P have a representation (r, θ) which satisfies both $r = 2$ and $r = 3 \cos(\theta)$. Equating these two expressions for r , we get $\cos(\theta) = \frac{2}{3}$. To solve this equation, we need the arccosine function. We get

¹¹We are really using the technique of substitution to solve the system of equations $\begin{cases} r = 2 \sin(\theta) \\ r = 2 - 2 \sin(\theta) \end{cases}$

$\theta = \arccos\left(\frac{2}{3}\right) + 2\pi k$ or $\theta = 2\pi - \arccos\left(\frac{2}{3}\right) + 2\pi k$ for integers k . From these solutions, we get $(2, \arccos\left(\frac{2}{3}\right))$ as one representation for our answer in Quadrant I, and $(2, 2\pi - \arccos\left(\frac{2}{3}\right))$ as one representation for our answer in Quadrant IV. The reader is encouraged to check these results algebraically and geometrically.

3. Proceeding as above, we first graph $r = 3$ and $r = 6 \cos(2\theta)$ to get an idea of how many intersection points to expect and where they lie. The graph of $r = 3$ is a circle centered at the origin with a radius of 3 and the graph of $r = 6 \cos(2\theta)$ is another four-leafed rose.¹²



$$r = 3 \text{ and } r = 6 \cos(2\theta)$$

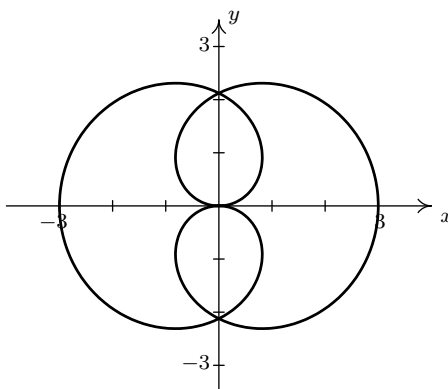
It appears as if there are eight points of intersection - two in each quadrant. We first look to see if there are any points $P(r, \theta)$ with a representation that satisfies both $r = 3$ and $r = 6 \cos(2\theta)$. For these points, $6 \cos(2\theta) = 3$ or $\cos(2\theta) = \frac{1}{2}$. Solving, we get $\theta = \frac{\pi}{6} + \pi k$ or $\theta = \frac{5\pi}{6} + \pi k$ for integers k . Out of all of these solutions, we obtain just four distinct points represented by $(3, \frac{\pi}{6})$, $(3, \frac{5\pi}{6})$, $(3, \frac{7\pi}{6})$ and $(3, \frac{11\pi}{6})$. To determine the coordinates of the remaining four points, we have to consider how the representations of the points of intersection can differ. We know from Section 11.4 that if (r, θ) and (r', θ') represent the same point and $r \neq 0$, then either $r = r'$ or $r = -r'$. If $r = r'$, then $\theta' = \theta + 2\pi k$, so one possibility is that an intersection point P has a representation (r, θ) which satisfies $r = 3$ and another representation $(r, \theta + 2\pi k)$ for some integer, k which satisfies $r = 6 \cos(2\theta)$. At this point, we replace every occurrence θ in the equation $r = 6 \cos(2\theta)$ with $(\theta + 2\pi k)$ and then see if, by equating the resulting expressions for r , we get any more solutions for θ .¹³ Since $\cos(2(\theta + 2\pi k)) = \cos(2\theta + 4\pi k) = \cos(2\theta)$ for every integer k , however, the equation $r = 6 \cos(2(\theta + 2\pi k))$ reduces to the same equation we had before, $r = 6 \cos(2\theta)$, which means we get no additional solutions. Moving on to the case where $r = -r'$, we have that $\theta' = \theta + (2k + 1)\pi$ for integers k . We look to see if we can find points P which have a representation (r, θ) that satisfies $r = 3$ and another,

¹²See Example 11.5.2 number 3.

¹³The authors have chosen to replace θ with $\theta + 2\pi k$ in the equation $r = 6 \cos(2\theta)$ for illustration purposes only. We could have just as easily chosen to do this substitution in the equation $r = 3$. Since there is no θ in $r = 3$, however, this case would reduce to the previous case instantly. The reader is encouraged to follow this latter procedure in the interests of efficiency.

$(-r, \theta + (2k + 1)\pi)$, that satisfies $r = 6 \cos(2\theta)$. To do this, we substitute¹⁴ $(-r)$ for r and $(\theta + (2k + 1)\pi)$ for θ in the equation $r = 6 \cos(2\theta)$ and get $-r = 6 \cos(2(\theta + (2k + 1)\pi))$. Since $\cos(2(\theta + (2k + 1)\pi)) = \cos(2\theta + (2k + 1)(2\pi)) = \cos(2\theta)$ for all integers k , the equation $-r = 6 \cos(2(\theta + (2k + 1)\pi))$ reduces to $-r = 6 \cos(2\theta)$, or $r = -6 \cos(2\theta)$. Coupling this equation with $r = 3$ gives $-6 \cos(2\theta) = 3$ or $\cos(2\theta) = -\frac{1}{2}$. We get $\theta = \frac{\pi}{3} + \pi k$ or $\theta = \frac{2\pi}{3} + \pi k$. From these solutions, we obtain¹⁵ the remaining four intersection points with representations $(-3, \frac{\pi}{3})$, $(-3, \frac{2\pi}{3})$, $(-3, \frac{4\pi}{3})$ and $(-3, \frac{5\pi}{3})$, which we can readily check graphically.

4. As usual, we begin by graphing $r = 3 \sin(\frac{\theta}{2})$ and $r = 3 \cos(\frac{\theta}{2})$. Using the techniques presented in Example 11.5.2, we find that we need to plot both functions as θ ranges from 0 to 4π to obtain the complete graph. To our surprise and/or delight, it appears as if these two equations describe the *same* curve!



$r = 3 \sin\left(\frac{\theta}{2}\right)$ and $r = 3 \cos\left(\frac{\theta}{2}\right)$
appear to determine the same curve in the xy -plane

To verify this incredible claim,¹⁶ we need to show that, in fact, the graphs of these two equations intersect at all points on the plane. Suppose P has a representation (r, θ) which satisfies both $r = 3 \sin(\frac{\theta}{2})$ and $r = 3 \cos(\frac{\theta}{2})$. Equating these two expressions for r gives the equation $3 \sin(\frac{\theta}{2}) = 3 \cos(\frac{\theta}{2})$. While normally we discourage dividing by a variable expression (in case it could be 0), we note here that if $3 \cos(\frac{\theta}{2}) = 0$, then for our equation to hold, $3 \sin(\frac{\theta}{2}) = 0$ as well. Since no angles have both cosine and sine equal to zero, we are safe to divide both sides of the equation $3 \sin(\frac{\theta}{2}) = 3 \cos(\frac{\theta}{2})$ by $3 \cos(\frac{\theta}{2})$ to get $\tan(\frac{\theta}{2}) = 1$ which gives $\theta = \frac{\pi}{2} + 2\pi k$ for integers k . From these solutions, however, we

¹⁴Again, we could have easily chosen to substitute these into $r = 3$ which would give $-r = 3$, or $r = -3$.

¹⁵We obtain these representations by substituting the values for θ into $r = 6 \cos(2\theta)$, once again, for illustration purposes. (We feel most students would take this approach.) Again, in the interests of efficiency, we could ‘plug’ these values for θ into $r = 3$ (where there is no θ) and get the list of points: $(3, \frac{\pi}{3})$, $(3, \frac{2\pi}{3})$, $(3, \frac{4\pi}{3})$ and $(3, \frac{5\pi}{3})$. While it is not true that $(3, \frac{\pi}{3})$ represents the same point as $(-3, \frac{\pi}{3})$, we still get the same *set* of solutions.

¹⁶A quick sketch of $r = 3 \sin(\frac{\theta}{2})$ and $r = 3 \cos(\frac{\theta}{2})$ in the θr -plane will convince you that, viewed as functions of r , these are two different animals.

get only *one* intersection point which can be represented by $\left(\frac{3\sqrt{2}}{2}, \frac{\pi}{2}\right)$. We now investigate other representations for the intersection points. Suppose P is an intersection point with a representation (r, θ) which satisfies $r = 3 \sin\left(\frac{\theta}{2}\right)$ and the same point P has a different representation $(r, \theta + 2\pi k)$ for some integer k which satisfies $r = 3 \cos\left(\frac{\theta}{2}\right)$. Substituting into the latter, we get $r = 3 \cos\left(\frac{1}{2}[\theta + 2\pi k]\right) = 3 \cos\left(\frac{\theta}{2} + \pi k\right)$. Using the sum formula for cosine, we expand $3 \cos\left(\frac{\theta}{2} + \pi k\right) = 3 \cos\left(\frac{\theta}{2}\right) \cos(\pi k) - 3 \sin\left(\frac{\theta}{2}\right) \sin(\pi k) = \pm 3 \cos\left(\frac{\theta}{2}\right)$, since $\sin(\pi k) = 0$ for all integers k , and $\cos(\pi k) = \pm 1$ for all integers k . If k is an even integer, we get the same equation $r = 3 \cos\left(\frac{\theta}{2}\right)$ as before. If k is odd, we get $r = -3 \cos\left(\frac{\theta}{2}\right)$. This latter expression for r leads to the equation $3 \sin\left(\frac{\theta}{2}\right) = -3 \cos\left(\frac{\theta}{2}\right)$, or $\tan\left(\frac{\theta}{2}\right) = -1$. Solving, we get $\theta = -\frac{\pi}{2} + 2\pi k$ for integers k , which gives the intersection point $\left(\frac{3\sqrt{2}}{2}, -\frac{\pi}{2}\right)$. Next, we assume P has a representation (r, θ) which satisfies $r = 3 \sin\left(\frac{\theta}{2}\right)$ and a representation $(-r, \theta + (2k + 1)\pi)$ which satisfies $r = 3 \cos\left(\frac{\theta}{2}\right)$ for some integer k . Substituting $(-r)$ for r and $(\theta + (2k + 1)\pi)$ in for θ into $r = 3 \cos\left(\frac{\theta}{2}\right)$ gives $-r = 3 \cos\left(\frac{1}{2}[\theta + (2k + 1)\pi]\right)$. Once again, we use the sum formula for cosine to get

$$\begin{aligned} \cos\left(\frac{1}{2}[\theta + (2k + 1)\pi]\right) &= \cos\left(\frac{\theta}{2} + \frac{(2k+1)\pi}{2}\right) \\ &= \cos\left(\frac{\theta}{2}\right) \cos\left(\frac{(2k+1)\pi}{2}\right) - \sin\left(\frac{\theta}{2}\right) \sin\left(\frac{(2k+1)\pi}{2}\right) \\ &= \pm \sin\left(\frac{\theta}{2}\right) \end{aligned}$$

where the last equality is true since $\cos\left(\frac{(2k+1)\pi}{2}\right) = 0$ and $\sin\left(\frac{(2k+1)\pi}{2}\right) = \pm 1$ for integers k . Hence, $-r = 3 \cos\left(\frac{1}{2}[\theta + (2k + 1)\pi]\right)$ can be rewritten as $r = \pm 3 \sin\left(\frac{\theta}{2}\right)$. If we choose $k = 0$, then $\sin\left(\frac{(2k+1)\pi}{2}\right) = \sin\left(\frac{\pi}{2}\right) = 1$, and the equation $-r = 3 \cos\left(\frac{1}{2}[\theta + (2k + 1)\pi]\right)$ in this case reduces to $-r = -3 \sin\left(\frac{\theta}{2}\right)$, or $r = 3 \sin\left(\frac{\theta}{2}\right)$ which is the other equation under consideration! What this means is that if a polar representation (r, θ) for the point P satisfies $r = 3 \sin\left(\frac{\theta}{2}\right)$, then the representation $(-r, \theta + \pi)$ for P automatically satisfies $r = 3 \cos\left(\frac{\theta}{2}\right)$. Hence the equations $r = 3 \sin\left(\frac{\theta}{2}\right)$ and $r = 3 \cos\left(\frac{\theta}{2}\right)$ determine the same set of points in the plane. \square

Our work in Example 11.5.3 justifies the following.

Guidelines for Finding Points of Intersection of Graphs of Polar Equations

To find the points of intersection of the graphs of two polar equations E_1 and E_2 :

- Sketch the graphs of E_1 and E_2 . Check to see if the curves intersect at the origin (pole).
- Solve for pairs (r, θ) which satisfy both E_1 and E_2 .
- Substitute $(\theta + 2\pi k)$ for θ in either one of E_1 or E_2 (but not both) and solve for pairs (r, θ) which satisfy both equations. Keep in mind that k is an integer.
- Substitute $(-r)$ for r and $(\theta + (2k + 1)\pi)$ for θ in either one of E_1 or E_2 (but not both) and solve for pairs (r, θ) which satisfy both equations. Keep in mind that k is an integer.

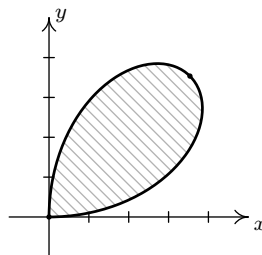
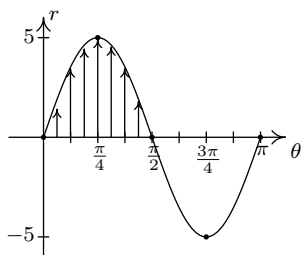
Our last example ties together graphing and points of intersection to describe regions in the plane.

EXAMPLE 11.5.4. Sketch the region in the xy -plane described by the following sets.

1. $\{(r, \theta) : 0 \leq r \leq 5 \sin(2\theta), 0 \leq \theta \leq \frac{\pi}{2}\}$
2. $\{(r, \theta) : 3 \leq r \leq 6 \cos(2\theta), 0 \leq \theta \leq \frac{\pi}{6}\}$
3. $\{(r, \theta) : 2 + 4 \cos(\theta) \leq r \leq 0, \frac{2\pi}{3} \leq \theta \leq \frac{4\pi}{3}\}$
4. $\{(r, \theta) : 0 \leq r \leq 2 \sin(\theta), 0 \leq \theta \leq \frac{\pi}{6}\} \cup \{(r, \theta) : 0 \leq r \leq 2 - 2 \sin(\theta), \frac{\pi}{6} \leq \theta \leq \frac{\pi}{2}\}$

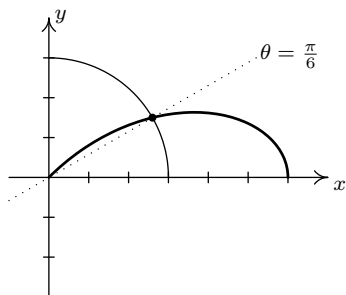
SOLUTION. Our first step in these problems is to sketch the graphs of the polar equations involved to get a sense of the geometric situation. Since all of the equations in this example are found in either Example 11.5.2 or Example 11.5.3, most of the work is done for us.

1. We know from Example 11.5.2 number 3 that the graph of $r = 5 \sin(2\theta)$ is a rose. Moreover, we know from our work there that as $0 \leq \theta \leq \frac{\pi}{2}$, we are tracing out the ‘leaf’ of the rose which lies in the first quadrant. The inequality $0 \leq r \leq 5 \sin(2\theta)$ means we want to capture all of the points between the origin ($r = 0$) and the curve $r = 5 \sin(2\theta)$ as θ runs through $[0, \frac{\pi}{2}]$. Hence, the region we seek is the leaf itself.

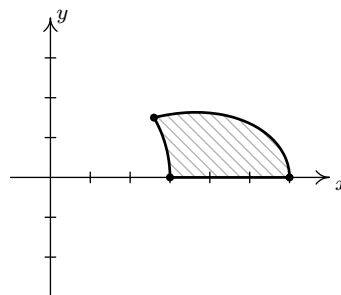


$$\{(r, \theta) : 0 \leq r \leq 5 \sin(2\theta), 0 \leq \theta \leq \frac{\pi}{2}\}$$

2. We know from Example 11.5.3 number 3 that $r = 3$ and $r = 6 \cos(2\theta)$ intersect at $\theta = \frac{\pi}{6}$, so the region that is being described here is the set of points whose directed distance r from the origin is at least 3 but no more than $6 \cos(2\theta)$ as θ runs from 0 to $\frac{\pi}{6}$. In other words, we are looking at the points outside or on the circle (since $r \geq 3$) but inside or on the rose (since $r \leq 6 \cos(2\theta)$). We shade the region below.

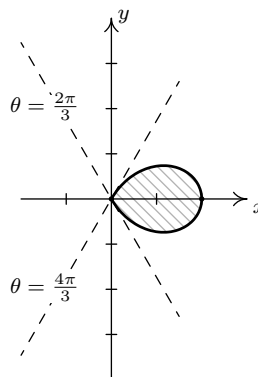
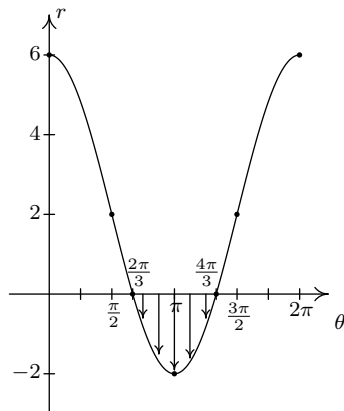


$$r = 3 \text{ and } r = 6 \cos(2\theta)$$



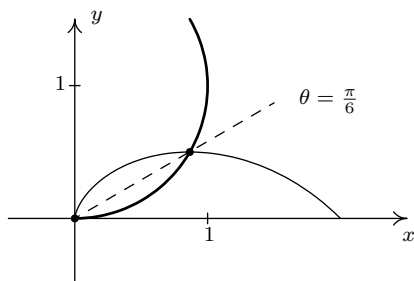
$$\{(r, \theta) : 3 \leq r \leq 6 \cos(2\theta), 0 \leq \theta \leq \frac{\pi}{6}\}$$

3. From Example 11.5.2 number 2, we know that the graph of $r = 2 + 4 \cos(\theta)$ is a limaçon whose ‘inner loop’ is traced out as θ runs through the given values $\frac{2\pi}{3}$ to $\frac{4\pi}{3}$. Since the values r takes on in this interval are non-positive, the inequality $2 + 4 \cos(\theta) \leq r \leq 0$ makes sense, and we are looking for all of the points between the pole $r = 0$ and the limaçon as θ ranges over the interval $[\frac{2\pi}{3}, \frac{4\pi}{3}]$. In other words, we shade in the inner loop of the limaçon.

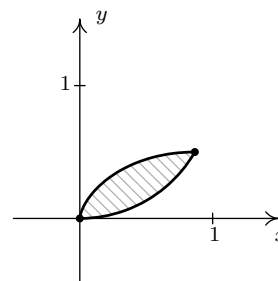


$$\{(r, \theta) : 2 + 4 \cos(\theta) \leq r \leq 0, \frac{2\pi}{3} \leq \theta \leq \frac{4\pi}{3}\}$$

4. We have two regions described here connected with the union symbol ‘ \cup .’ We shade each in turn and find our final answer by combining the two. In Example 11.5.3, number 1, we found that the curves $r = 2 \sin(\theta)$ and $r = 2 - 2 \sin(\theta)$ intersect when $\theta = \frac{\pi}{6}$. Hence, for the first region, $\{(r, \theta) : 0 \leq r \leq 2 \sin(\theta), 0 \leq \theta \leq \frac{\pi}{6}\}$, we are shading the region between the origin ($r = 0$) out to the circle ($r = 2 \sin(\theta)$) as θ ranges from 0 to $\frac{\pi}{6}$, which is the angle of intersection of the two curves. For the second region, $\{(r, \theta) : 0 \leq r \leq 2 - 2 \sin(\theta), \frac{\pi}{6} \leq \theta \leq \frac{\pi}{2}\}$, θ picks up where it left off at $\frac{\pi}{6}$ and continues to $\frac{\pi}{2}$. In this case, however, we are shading from the origin ($r = 0$) out to the cardioid $r = 2 - 2 \sin(\theta)$ which pulls into the origin at $\theta = \frac{\pi}{2}$. Putting these two regions together gives us our final answer.



$r = 2 - 2 \sin(\theta)$ and $r = 2 \sin(\theta)$



$$\{(r, \theta) : 0 \leq r \leq 2 \sin(\theta), 0 \leq \theta \leq \frac{\pi}{6}\} \cup \{(r, \theta) : 0 \leq r \leq 2 - 2 \sin(\theta), \frac{\pi}{6} \leq \theta \leq \frac{\pi}{2}\}$$

□

11.5.1 EXERCISES

- Plot the graphs of the following polar equations by hand. Carefully label your graphs.

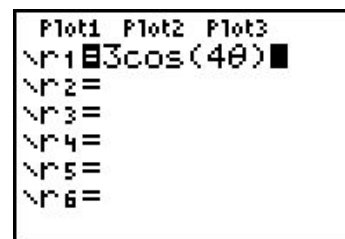
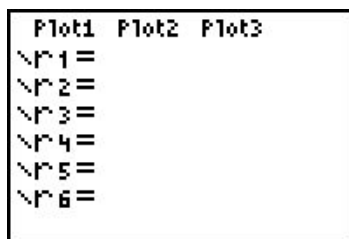
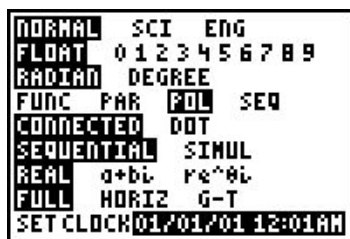
(a) Circle: $r = 6 \sin(\theta)$ (b) Circle: $r = 2 \cos(\theta)$ (c) Rose: $r = 2 \sin(2\theta)$ (d) Rose: $r = 4 \cos(2\theta)$ (e) Rose: $r = 5 \sin(3\theta)$ (f) Rose: $r = \cos(5\theta)$ (g) Rose: $r = \sin(4\theta)$ (h) Rose: $r = 3 \cos(4\theta)$ (i) Cardioid: $r = 3 - 3 \cos(\theta)$	(j) Cardioid: $r = 5 + 5 \sin(\theta)$ (k) Cardioid: $r = 2 + 2 \cos(\theta)$ (l) Cardioid: $r = 1 - \sin(\theta)$ (m) Limaçon: $r = 1 - 2 \cos(\theta)$ (n) Limaçon: $r = 1 - 2 \sin(\theta)$ (o) Limaçon: $r = 2\sqrt{3} + 4 \cos(\theta)$ (p) Limaçon: $r = 2 + 7 \sin(\theta)$ (q) Lemniscate: $r^2 = \sin(2\theta)$ (r) Lemniscate: $r^2 = 4 \cos(2\theta)$
--	--
- Find the exact polar coordinates of the points of intersection of the following pairs of polar equations. Remember to check for intersection at the pole.

(a) $r = 2 \sin(2\theta)$ and $r = 1$ (b) $r = 3 \cos(\theta)$ and $r = 1 + \cos(\theta)$ (c) $r = 1 + \sin(\theta)$ and $r = 1 - \cos(\theta)$	(d) $r = 1 - 2 \cos(\theta)$ and $r = 1$ (e) $r = 3 \cos(\theta)$ and $r = \sin(\theta)$ (f) $r^2 = 2 \sin(2\theta)$ and $r = 1$
---	--
- Sketch the region in the xy -plane described by the following sets.

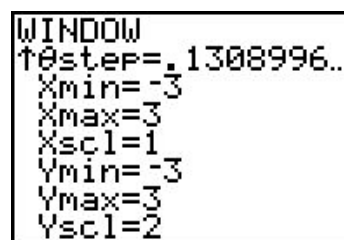
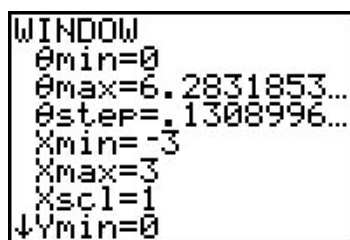
(a) $\{(r, \theta) : 1 + \cos(\theta) \leq r \leq 3 \cos(\theta), -\frac{\pi}{3} \leq \theta \leq \frac{\pi}{3}\}$ (b) $\{(r, \theta) : 1 \leq r \leq \sqrt{2 \sin(2\theta)}, \frac{13\pi}{12} \leq \theta \leq \frac{17\pi}{12}\}$	
--	--
- Use set-builder notation to describe the following polar regions.

(a) The left half of the circle $r = 6 \sin(\theta)$ (b) The top half of the cardioid $r = 3 - 3 \cos(\theta)$ (c) The inside of the petal of the rose $r = 3 \cos(4\theta)$ which lies on the x -axis (d) The region which lies inside of the circle $r = 3 \cos(\theta)$ but outside of the circle $r = \sin(\theta)$	
--	--
- With the help of your classmates, research cardioid microphones.
- Back in Exercise 2 in Section 1.3, we gave you this [link](#) to a fascinating list of curves. Some of these curves have polar representations which we invite you and your classmates to research.

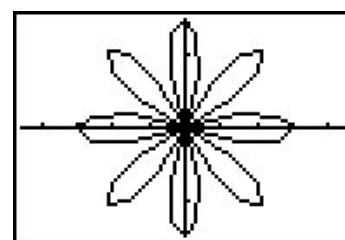
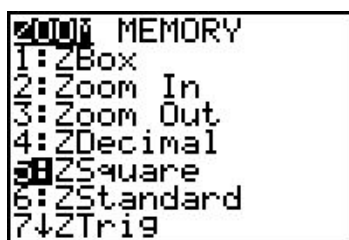
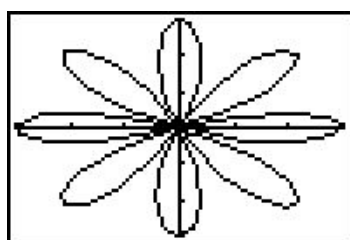
7. While the authors truly believe that graphing polar curves by hand is fundamental to your understanding of the polar coordinate system, we would be derelict in our duties if we totally ignored the graphing calculator. Indeed, there are some important polar curves which are simply too difficult to graph by hand and that makes the calculator an important tool for your further studies in Mathematics, Science and Engineering. In this exercise, we give a brief demonstration of how to use the graphing calculator to plot polar curves. The first thing you must do is switch the MODE of your calculator to POL, which stands for “polar”.



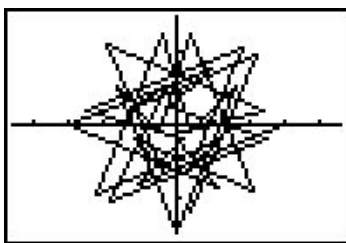
This changes the “Y=” menu as seen above in the middle. Let’s plot the polar rose given by $r = 3 \cos(4\theta)$ from Exercise 1h above. We type the function into the “r=” menu as seen above on the right. We need to set the viewing window so that the curve displays properly, but when we look at the WINDOW menu, we find three extra lines.



In order for the calculator to be able to plot $r = 3 \cos(4\theta)$ in the xy -plane, we need to tell it not only the dimensions which x and y will assume, but we also what values of θ to use. From our previous work, we know that we need $0 \leq \theta \leq 2\pi$, so we enter the data you see above. (I’ll say more about the θ -step in just a moment.) Hitting GRAPH yields the curve below on the left which doesn’t look quite right. The issue here is that the calculator screen is 96 pixels wide but only 64 pixels tall. To get a true geometric perspective, we need to hit ZOOM SQUARE (seen below in the middle) to produce a more accurate graph which we present below on the right.



In function mode, the calculator automatically divided the interval $[X_{\min}, X_{\max}]$ into 96 equal subintervals. In polar mode, however, we must specify how to split up the interval $[\theta_{\min}, \theta_{\max}]$ using the θ_{step} . For most graphs, a θ_{step} of 0.1 is fine. If you make it too small then the calculator takes a long time to graph. If you make it too big, you get chunky garbage like this.



You'll need to take the time to experiment with the settings so that you get a nice graph. Here are some curves to get you started. Notice that some of them have explicit bounds on θ and others do not.

(a) $r = \theta$, $0 \leq \theta \leq 12\pi$

(b) $r = \ln(\theta)$, $1 \leq \theta \leq 12\pi$

(c) $r = e^{-1\theta}$, $0 \leq \theta \leq 12\pi$

(d) $r = \theta^3 - \theta$, $-1.2 \leq \theta \leq 1.2$

(e) $r = \sin(5\theta) - 3\cos(\theta)$

(f) $r = \sin^3\left(\frac{\theta}{2}\right) + \cos^2\left(\frac{\theta}{3}\right)$

(g) $r = \arctan(\theta)$, $-\pi \leq \theta \leq \pi$

(h) $r = \frac{1}{1-\cos(\theta)}$

(i) $r = \frac{1}{2-\cos(\theta)}$

(j) $r = \frac{1}{2-3\cos(\theta)}$

8. How many petals does the polar rose $r = \sin(2\theta)$ have? What about $r = \sin(3\theta)$, $r = \sin(4\theta)$ and $r = \sin(5\theta)$? With the help of your classmates, make a conjecture as to how many petals the polar rose $r = \sin(n\theta)$ has for any natural number n . Replace sine with cosine and repeat the investigation. How many petals does $r = \cos(n\theta)$ have for each natural number n ?
9. Looking back through the graphs in the section, it's clear that many polar curves enjoy various forms of symmetry. However, classifying symmetry for polar curves is not as straight-forward as it was for equations back on page 24. In this exercise we have you and your classmates explore some of the more basic forms of symmetry seen in common polar curves.
- (a) Show that if f is even¹⁷ then the graph of $r = f(\theta)$ is symmetric about the x -axis.
- Show that $f(\theta) = 2 + 4\cos(\theta)$ is even and verify that the graph of $r = 2 + 4\cos(\theta)$ is indeed symmetric about the x -axis. (See Example 11.5.2 number 2.)
 - Show that $f(\theta) = 3\sin\left(\frac{\theta}{2}\right)$ is **not** even, yet the graph of $r = 3\sin\left(\frac{\theta}{2}\right)$ is symmetric about the x -axis. (See Example 11.5.3 number 4.)

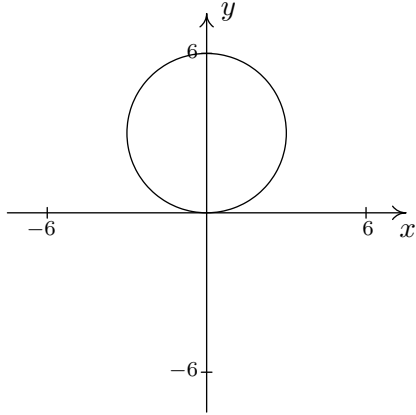
¹⁷Recall that this means $f(-\theta) = f(\theta)$ for θ in the domain of f .

- (b) Show that if f is odd¹⁸ then the graph of $r = f(\theta)$ is symmetric about the origin.
- Show that $f(\theta) = 5 \sin(2\theta)$ is odd and verify that the graph of $r = 5 \sin(2\theta)$ is indeed symmetric about the origin. (See Example 11.5.2 number 3.)
 - Show that $f(\theta) = 3 \cos\left(\frac{\theta}{2}\right)$ is **not** odd, yet the graph of $r = 3 \cos\left(\frac{\theta}{2}\right)$ **is** symmetric about the origin. (See Example 11.5.3 number 4.)
- (c) Show that if $f(\pi - \theta) = f(\theta)$ for all θ in the domain of f then the graph of $r = f(\theta)$ is symmetric about the y -axis.
- For $f(\theta) = 4 - 2 \sin(\theta)$, show that $f(\pi - \theta) = f(\theta)$ and the graph of $r = 4 - 2 \sin(\theta)$ is symmetric about the y -axis, as required. (See Example 11.5.2 number 1.)
 - For $f(\theta) = 5 \sin(2\theta)$, show that $f\left(\pi - \frac{\pi}{4}\right) \neq f\left(\frac{\pi}{4}\right)$, yet the graph of $r = 5 \sin(2\theta)$ **is** symmetric about the y -axis. (See Example 11.5.2 number 3.)
10. In Section 1.8, we discussed transformations of graphs. In this exercise we have you and your classmates explore transformations of polar graphs.
- (a) For exercises 10(a)i and 10(a)ii below, let $f(\theta) = \cos(\theta)$ and $g(\theta) = 2 - \sin(\theta)$.
- Using a graphing utility, compare the graph of $r = f(\theta)$ to each of the graphs of $r = f\left(\theta + \frac{\pi}{4}\right)$, $r = f\left(\theta + \frac{3\pi}{4}\right)$, $r = f\left(\theta - \frac{\pi}{4}\right)$ and $r = f\left(\theta - \frac{3\pi}{4}\right)$. Repeat this process for $g(\theta)$. In general, how do you think the graph of $r = f(\theta + \alpha)$ compares with the graph of $r = f(\theta)$?
 - Using a graphing utility, compare the graph of $r = f(\theta)$ to each of the graphs of $r = 2f(\theta)$, $r = \frac{1}{2}f(\theta)$, $r = -f(\theta)$ and $r = -3f(\theta)$. Repeat this process for $g(\theta)$. In general, how do you think the graph of $r = k \cdot f(\theta)$ compares with the graph of $r = f(\theta)$? (Does it matter if $k > 0$ or $k < 0$?)
- (b) In light of Exercise 9, how would the graph of $r = f(-\theta)$ compare with the graph of $r = f(\theta)$ for a generic function f ? What about the graphs of $r = -f(\theta)$ and $r = f(\theta)$? What about $r = f(\theta)$ and $r = f(\pi - \theta)$? Test out your conjectures using a variety of polar functions found in this section with the help of a graphing utility.

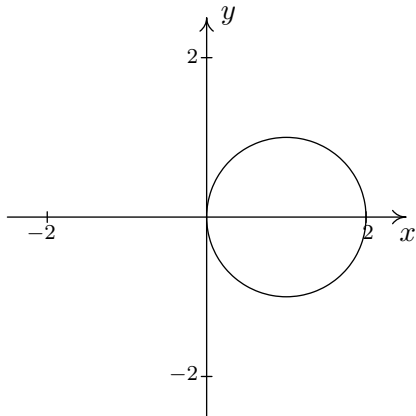
¹⁸Recall that this means $f(-\theta) = -f(\theta)$ for θ in the domain of f .

11.5.2 ANSWERS

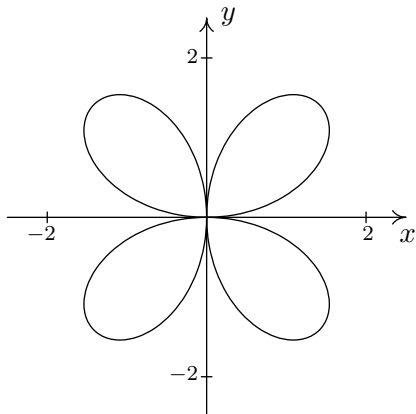
1. (a) Circle:
- $r = 6 \sin(\theta)$



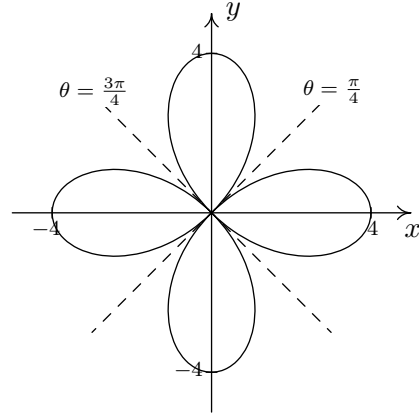
- (b) Circle:
- $r = 2 \cos(\theta)$



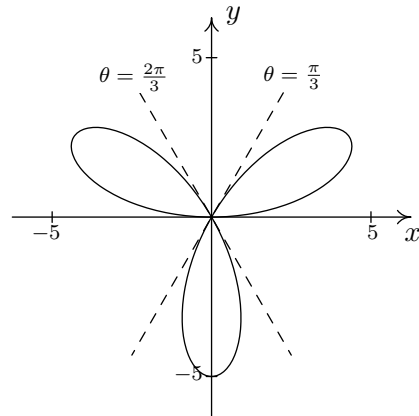
- (c) Rose:
- $r = 2 \sin(2\theta)$



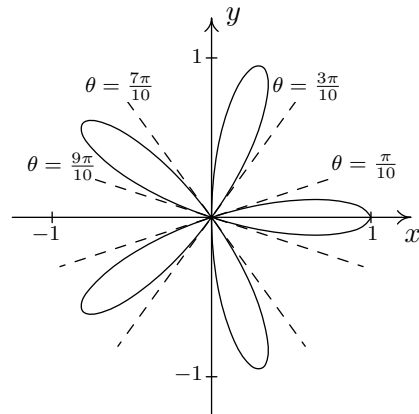
- (d) Rose:
- $r = 4 \cos(2\theta)$



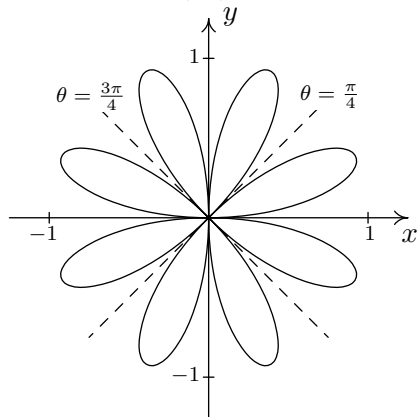
- (e) Rose:
- $r = 5 \sin(3\theta)$



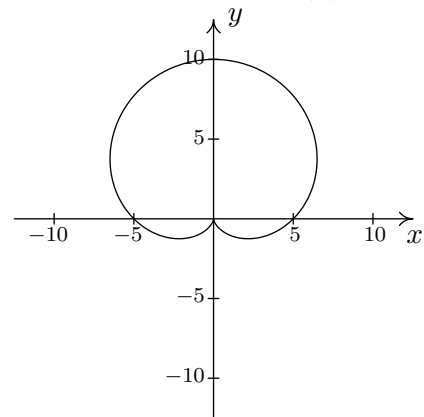
- (f) Rose:
- $r = \cos(5\theta)$



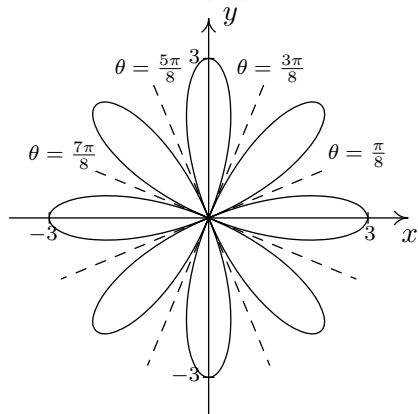
(g) Rose: $r = \sin(4\theta)$



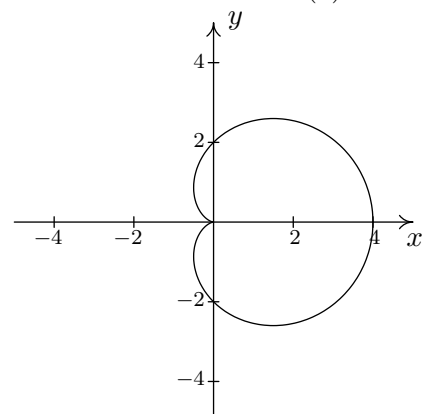
(j) Cardioid: $r = 5 + 5 \sin(\theta)$



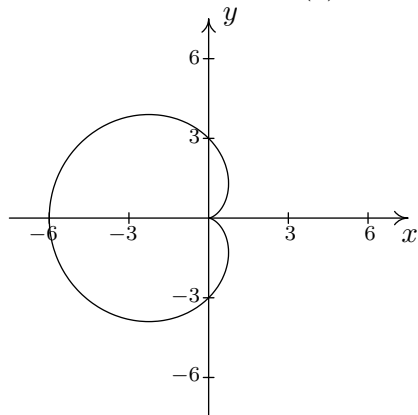
(h) Rose: $r = 3 \cos(4\theta)$



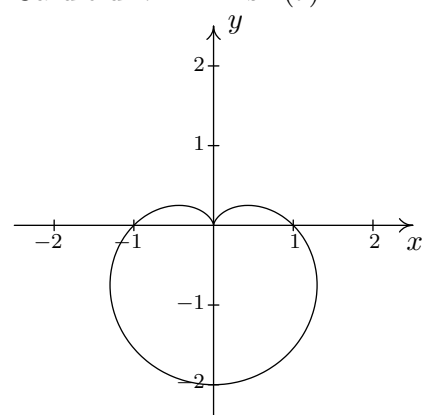
(k) Cardioid: $r = 2 + 2 \cos(\theta)$

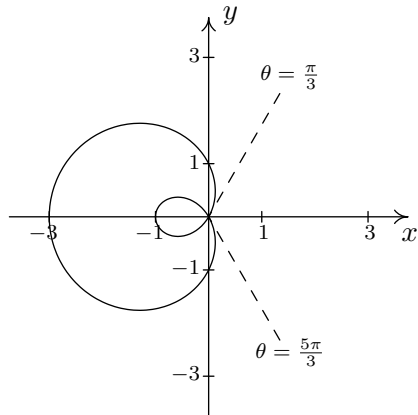
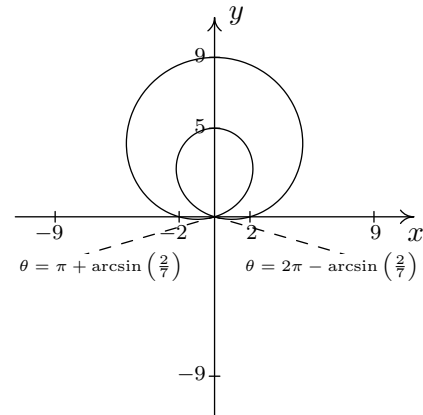
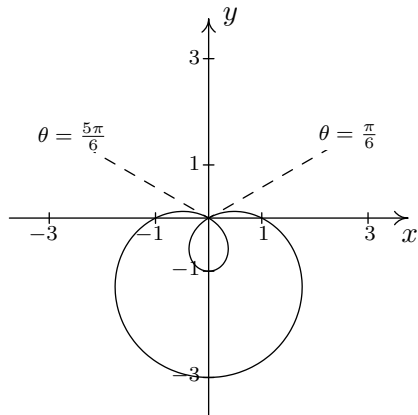
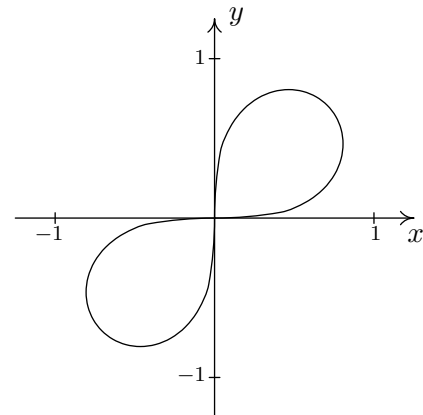
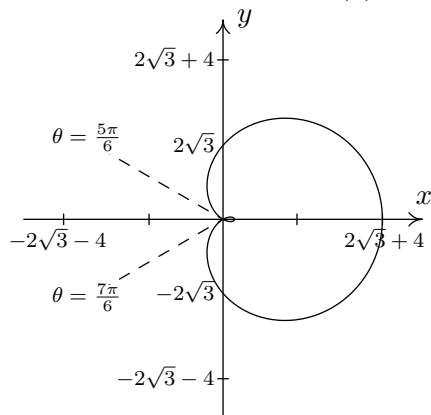
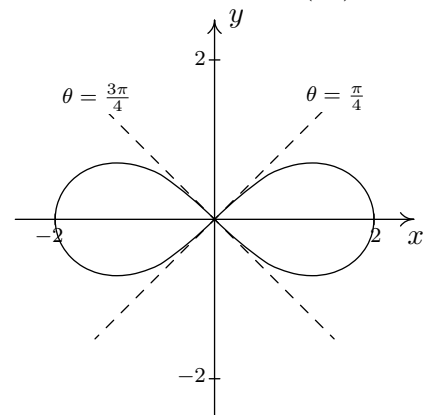


(i) Cardioid: $r = 3 - 3 \cos(\theta)$

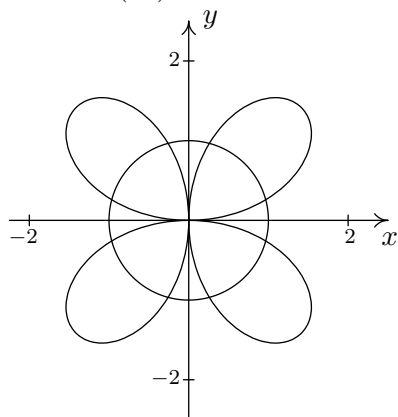


(l) Cardioid: $r = 1 - \sin(\theta)$



(m) Limaçon: $r = 1 - 2 \cos(\theta)$ (p) Limaçon: $r = 2 + 7 \sin(\theta)$ (n) Limaçon: $r = 1 - 2 \sin(\theta)$ (q) Lemniscate: $r^2 = \sin(2\theta)$ (o) Limaçon: $r = 2\sqrt{3} + 4 \cos(\theta)$ (r) Lemniscate: $r^2 = 4 \cos(2\theta)$ 

2. (a)
- $r = 2 \sin(2\theta)$
- and
- $r = 1$

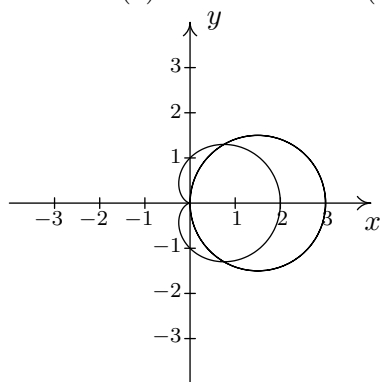


$$\left(1, \frac{\pi}{12}\right), \left(1, \frac{5\pi}{12}\right), \left(1, \frac{13\pi}{12}\right),$$

$$\left(1, \frac{17\pi}{12}\right), \left(-1, \frac{7\pi}{12}\right), \left(-1, \frac{11\pi}{12}\right),$$

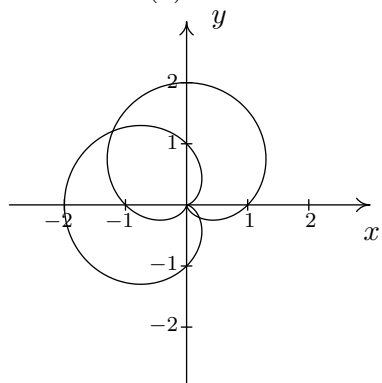
$$\left(-1, \frac{19\pi}{12}\right), \left(-1, \frac{23\pi}{12}\right)$$

- (b)
- $r = 3 \cos(\theta)$
- and
- $r = 1 + \cos(\theta)$



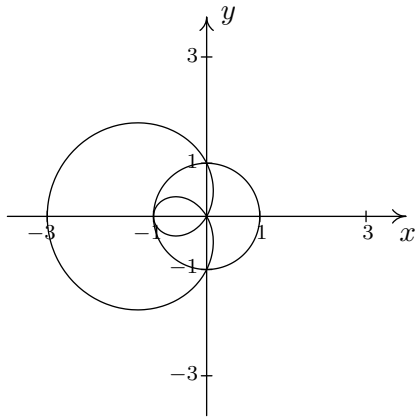
$$\left(\frac{3}{2}, \frac{\pi}{3}\right), \left(\frac{3}{2}, \frac{5\pi}{3}\right), \text{pole}$$

- (c)
- $r = 1 + \sin(\theta)$
- and
- $r = 1 - \cos(\theta)$



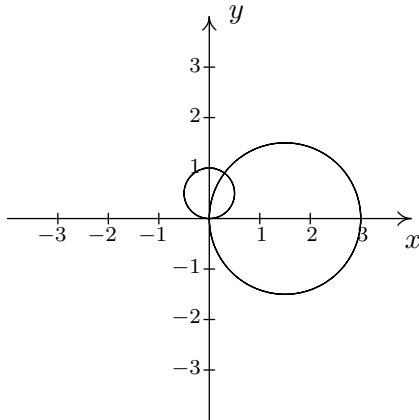
$$\text{Pole}, \left(\frac{2 + \sqrt{2}}{2}, \frac{3\pi}{4}\right), \left(\frac{2 - \sqrt{2}}{2}, \frac{7\pi}{4}\right)$$

(d) $r = 1 - 2 \cos(\theta)$ and $r = 1$



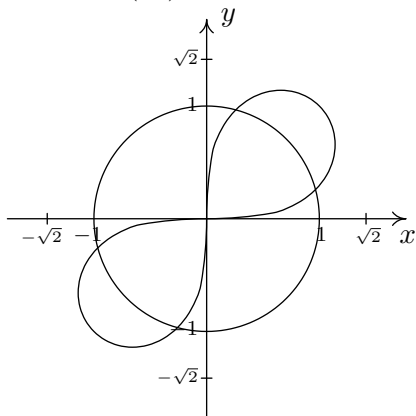
$$\left(1, \frac{\pi}{2}\right), \left(1, \frac{3\pi}{2}\right), (-1, 0)$$

(e) $r = 3 \cos(\theta)$ and $r = \sin(\theta)$



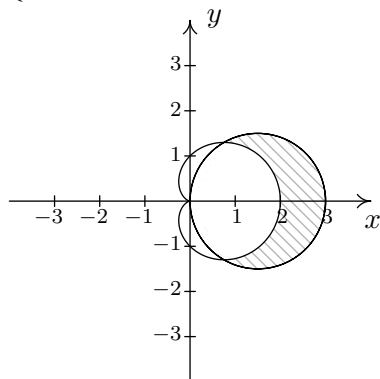
$$\left(\frac{3}{\sqrt{10}}, \arctan(3)\right), \text{pole}$$

(f) $r^2 = 2 \sin(2\theta)$ and $r = 1$

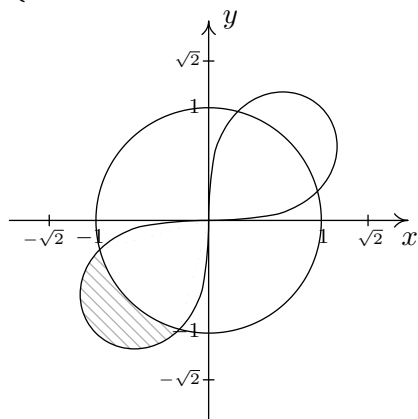


$$\left(1, \frac{\pi}{12}\right), \left(1, \frac{5\pi}{12}\right), \left(1, \frac{13\pi}{12}\right), \left(1, \frac{17\pi}{12}\right)$$

3. (a) $\{(r, \theta) : 1 + \cos(\theta) \leq r \leq 3 \cos(\theta), -\frac{\pi}{3} \leq \theta \leq \frac{\pi}{3}\}$



- (b) $\{(r, \theta) : 1 \leq r \leq \sqrt{2 \sin(2\theta)}, \frac{13\pi}{12} \leq \theta \leq \frac{17\pi}{12}\}$



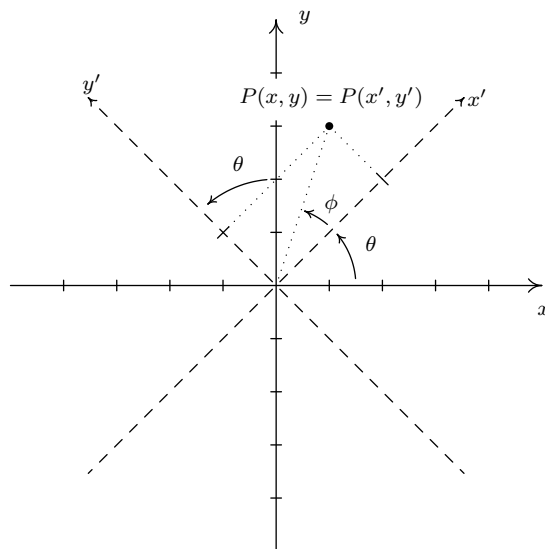
4. (a) $\{(r, \theta) : 0 \leq r \leq 6 \sin(\theta), \frac{\pi}{2} \leq \theta \leq \pi\}$
 (b) $\{(r, \theta) : 0 \leq r \leq 3 - 3 \cos(\theta), 0 \leq \theta \leq \pi\}$
 (c) $\{(r, \theta) : 0 \leq r \leq 3 \cos(4\theta), -\frac{\pi}{8} \leq \theta \leq \frac{\pi}{8}\}$
 (d) $\{(r, \theta) : 0 \leq r \leq 3 \cos(\theta), -\frac{\pi}{2} \leq \theta \leq 0\} \cup \{(r, \theta) : \sin(\theta) \leq r \leq 3 \cos(\theta), 0 \leq \theta \leq \arctan(3)\}$

11.6 HOOKED ON CONICS AGAIN

In this section, we revisit our friends the Conic Sections, first introduced in Chapter 7. The first part of the section is a follow-up on Example 8.3.3 in Section 8.3. In that example, we saw that the graph of $y = \frac{2}{x}$ is, in fact, a hyperbola. More specifically, it can be obtained by rotating the hyperbola counter-clockwise $x^2 - y^2 = 4$ through a 45° angle. Armed with polar coordinates, we now generalize this process of rotating axes below.

11.6.1 ROTATION OF AXES

Consider the x - and y -axes below along with the dashed x' - and y' -axes obtained by rotating the x - and y -axes counter-clockwise through an angle θ . Consider the point $P(x, y)$. The coordinates (x, y) are rectangular coordinates and are based on the x - and y -axes. Suppose we wished to find rectangular coordinates based on the x' - and y' -axes. That is, we wish to determine $P(x', y')$. While this seems like a formidable challenge, it is nearly trivialized using polar coordinates. Consider the angle ϕ whose terminal side is the positive x' -axis and whose terminal side contains the point P .



We relate $P(x, y)$ and $P(x', y')$ by converting them to polar coordinates. Converting $P(x, y)$ to polar coordinates with $r > 0$, we have $x = r \cos(\theta + \phi)$ and $y = r \sin(\theta + \phi)$. Converting the point $P(x', y')$ to polar coordinates (here matching the polar axis with the positive x' -axis) we can choose the same $r > 0$ (since the origin is the same in both systems), and $x' = r \cos(\phi)$ and $y' = r \sin(\phi)$. Using the sum formulas for sine and cosine, we get:

$$\begin{aligned}
 x &= r \cos(\theta + \phi) \\
 &= r \cos(\theta) \cos(\phi) - r \sin(\theta) \sin(\phi) && \text{Sum formula for cosine.} \\
 &= (r \cos(\phi)) \cos(\theta) - (r \sin(\phi)) \sin(\theta) \\
 &= x' \cos(\theta) - y' \sin(\theta) && \text{Since } x' = r \cos(\phi) \text{ and } y' = r \sin(\phi).
 \end{aligned}$$

Similarly, using the sum formula for sine, we get $y = x' \sin(\theta) + y' \cos(\theta)$. These equations enable us to easily convert points with $x'y'$ -coordinates back to xy -coordinates. They also enable us to easily convert equations in the variables x and y to equations in the variables in terms of x' and y' .¹ If we want equations which enable us to easily convert points with xy -coordinates to $x'y'$ -coordinates, we need to solve the system:

$$\begin{cases} x' \cos(\theta) - y' \sin(\theta) = x \\ x' \sin(\theta) + y' \cos(\theta) = y \end{cases}$$

for x' and y' . Perhaps the cleanest way² to solve this system is to write it as a matrix equation. Using the machinery developed in Section 8.4, we write the above system as the matrix equation $AX' = X$ where

$$A = \begin{bmatrix} \cos(\theta) & -\sin(\theta) \\ \sin(\theta) & \cos(\theta) \end{bmatrix}, \quad X' = \begin{bmatrix} x' \\ y' \end{bmatrix}, \quad X = \begin{bmatrix} x \\ y \end{bmatrix}$$

Since the determinant of A , $\det(A) = (\cos(\theta))(\cos(\theta)) - (-\sin(\theta))(\sin(\theta)) = \cos^2(\theta) + \sin^2(\theta) = 1 \neq 0$, A is invertible, so $X' = A^{-1}X$. Using the formula given in Equation 8.2 with $\det(A) = 1$, we find

$$A^{-1} = \begin{bmatrix} \cos(\theta) & \sin(\theta) \\ -\sin(\theta) & \cos(\theta) \end{bmatrix}$$

so that

$$\begin{aligned} X' &= A^{-1}X \\ \begin{bmatrix} x' \\ y' \end{bmatrix} &= \begin{bmatrix} \cos(\theta) & \sin(\theta) \\ -\sin(\theta) & \cos(\theta) \end{bmatrix} \begin{bmatrix} x \\ y \end{bmatrix} \\ \begin{bmatrix} x' \\ y' \end{bmatrix} &= \begin{bmatrix} x \cos(\theta) + y \sin(\theta) \\ -x \sin(\theta) + y \cos(\theta) \end{bmatrix} \end{aligned}$$

From which we get $x' = x \cos(\theta) + y \sin(\theta)$ and $y' = -x \sin(\theta) + y \cos(\theta)$. We have the following.

THEOREM 11.9. Rotation of Axes: Suppose the positive x and y axes are rotated counterclockwise through an angle θ to produce the axes x' and y' , respectively. Then the coordinates $P(x, y)$ and $P(x', y')$ are related by the following systems of equations:

$$\begin{cases} x = x' \cos(\theta) - y' \sin(\theta) \\ y = x' \sin(\theta) + y' \cos(\theta) \end{cases} \quad \text{and} \quad \begin{cases} x' = x \cos(\theta) + y \sin(\theta) \\ y' = -x \sin(\theta) + y \cos(\theta) \end{cases}$$

We put the formulas in Theorem 11.9 to good use in the following example.

¹Sound familiar? In Section 11.4, the equations $x = r \cos(\theta)$ and $y = r \sin(\theta)$ make it easy to convert *points* from polar coordinates to rectangular coordinates, and they make it easy to convert *equations* from rectangular coordinates to polar coordinates.

²We could, of course, interchange the roles of x and x' , y and y' and replace ϕ with $-\phi$ to get x' and y' in terms of x and y , but that seems like cheating. The matrix A introduced here is revisited in the exercises.

EXAMPLE 11.6.1. Suppose the x and y axes are both rotated counter-clockwise through an angle $\theta = \frac{\pi}{3}$ to produce the x' and y' axes, respectively.

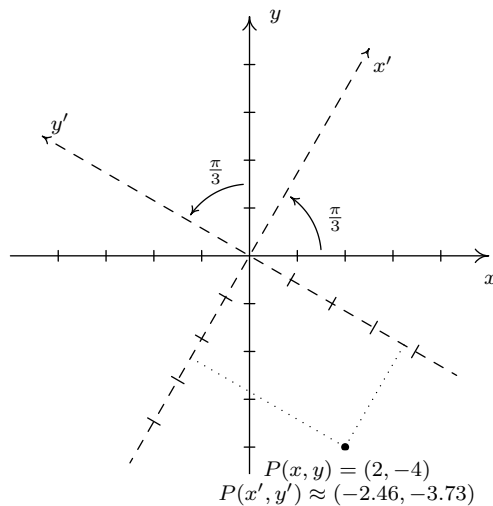
1. If $P(x, y) = (2, -4)$, find $P(x', y')$. Check your answer algebraically and graphically.
2. Convert the equation $21x^2 + 10xy\sqrt{3} + 31y^2 = 144$ to an equation in x' and y' and graph.

SOLUTION.

1. For $P(x, y) = (2, -4)$, we have $x = 2$, $y = -4$. Using these values for x and y along with $\theta = \frac{\pi}{3}$, Theorem 11.9 gives $x' = x \cos(\theta) + y \sin(\theta) = 2 \cos\left(\frac{\pi}{3}\right) + (-4) \sin\left(\frac{\pi}{3}\right)$ which simplifies to $x' = 1 - 2\sqrt{3}$. Similarly, $y' = -x \sin(\theta) + y \cos(\theta) = (-2) \sin\left(\frac{\pi}{3}\right) + (-4) \cos\left(\frac{\pi}{3}\right)$ which gives $y' = -\sqrt{3} - 2 = -2 - \sqrt{3}$. Hence $P(x', y') = (1 - 2\sqrt{3}, -2 - \sqrt{3})$. To check our answer algebraically, we use the formulas in Theorem 11.9 to convert $P(x', y') = (1 - 2\sqrt{3}, -2 - \sqrt{3})$ back to x and y coordinates. We get

$$\begin{aligned} x &= x' \cos(\theta) - y' \sin(\theta) \\ &= (1 - 2\sqrt{3}) \cos\left(\frac{\pi}{3}\right) - (-2 - \sqrt{3}) \sin\left(\frac{\pi}{3}\right) \\ &= \left(\frac{1}{2} - \sqrt{3}\right) - (-\sqrt{3} - \frac{3}{2}) \\ &= 2 \end{aligned}$$

Similarly, using $y = x' \sin(\theta) + y' \cos(\theta)$, we obtain $y = -4$, as required. To check our answer graphically, we sketch in the axes x' and y' and see if the coordinates $P(x', y') = (1 - 2\sqrt{3}, -2 - \sqrt{3}) \approx (-2.46, -3.73)$ seem reasonable. Our graph is below.

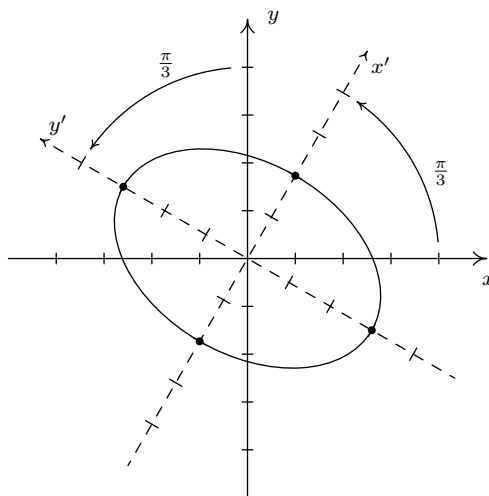


2. To convert the equation $21x^2 + 10xy\sqrt{3} + 31y^2 = 144$ to an equation in the variables x' and y' , we substitute $x = x' \cos\left(\frac{\pi}{3}\right) - y' \sin\left(\frac{\pi}{3}\right) = \frac{x'}{2} - \frac{y'\sqrt{3}}{2}$ and $y = x' \sin\left(\frac{\pi}{3}\right) + y' \cos\left(\frac{\pi}{3}\right) = \frac{x'\sqrt{3}}{2} + \frac{y'}{2}$

and simplify. While this is by no means a trivial task, it is nothing more than a hefty dose of Beginning Algebra. While we will not go through the entire computation, the reader may find it useful to check:

$$x^2 = \frac{(x')^2}{4} - \frac{x'y'\sqrt{3}}{2} + \frac{3(y')^2}{4}, \quad xy = \frac{(x')^2\sqrt{3}}{4} - \frac{x'y'}{2} - \frac{(y')^2\sqrt{3}}{4}, \quad y^2 = \frac{3(x')^2}{4} + \frac{x'y'\sqrt{3}}{2} + \frac{(y')^2}{4}$$

To our surprise and delight, the equation $21x^2 + 10xy\sqrt{3} + 31y^2 = 144$ in xy -coordinates reduces to $36(x')^2 + 16(y')^2 = 144$, or $\frac{(x')^2}{4} + \frac{(y')^2}{9} = 1$ in $x'y'$ -coordinates. The latter is an ellipse centered at $(0,0)$ with vertices along the y' -axis with $(x'y'$ -coordinates) $(0, \pm 3)$ and whose minor axis has endpoints with $(x'y'$ -coordinates) $(\pm 2, 0)$. We graph it below.



$$21x^2 + 10xy\sqrt{3} + 31y^2 = 144$$

□

The elimination of the troublesome ' xy ' term from the equation $21x^2 + 10xy\sqrt{3} + 31y^2 = 144$ in Example 11.6.1 number 2 allowed us to graph the equation by hand using what we learned in Chapter 7. It is natural to wonder if we can always do this. That is, given an equation of the form: $Ax^2 + Bxy + Cy^2 + Dx + Ey + F = 0$, with $B \neq 0$, is there an angle θ so that if we rotate the x and y -axes counter-clockwise through an angle θ , the equation in the rotated variables x' and y' contains no $x'y'$ term? To explore this conjecture, we make the usual substitutions: $x = x' \cos(\theta) - y' \sin(\theta)$ and $y = x' \sin(\theta) + y' \cos(\theta)$ in the equation $Ax^2 + Bxy + Cy^2 + Dx + Ey + F = 0$ and set the coefficient of the $x'y'$ term equal to 0. Terms containing $x'y'$ in this expression will come from the first three terms of the equation: Ax^2 , Bxy and Cy^2 . We leave it to the reader to check

$$\begin{aligned} x^2 &= (x')^2 \cos^2(\theta) - 2x'y' \cos(\theta) \sin(\theta) + (y')^2 \sin^2(\theta) \\ xy &= (x')^2 \cos(\theta) \sin(\theta) + x'y' (\cos^2(\theta) - \sin^2(\theta)) - (y')^2 \cos(\theta) \sin(\theta) \\ y^2 &= (x')^2 \sin^2(\theta) + 2x'y' \cos(\theta) \sin(\theta) + (y')^2 \cos^2(\theta) \end{aligned}$$

Hence, the contribution to the $x'y'$ -term from Ax^2 is $-2A \cos(\theta) \sin(\theta)$, from Bxy is $B(\cos^2(\theta) - \sin^2(\theta))$, and from Cy^2 is $2C \cos(\theta) \sin(\theta)$. Equating the $x'y'$ -term to 0, we get

$$\begin{aligned} -2A \cos(\theta) \sin(\theta) + B(\cos^2(\theta) - \sin^2(\theta)) + 2C \cos(\theta) \sin(\theta) &= 0 \\ -A \sin(2\theta) + B \cos(2\theta) + C \sin(2\theta) &= 0 \quad \text{Double Angle Identities} \end{aligned}$$

From this, we get $B \cos(2\theta) = (A - C) \sin(2\theta)$, and our goal is to solve for θ in terms of the coefficients A , B , and C . Since we are assuming $B \neq 0$, we can divide both sides of this equation by B . To solve for θ , then, we would like to divide both sides of the equation by $\sin(2\theta)$, provided, of course, we have assurances that $\sin(2\theta) \neq 0$. If $\sin(2\theta) = 0$, then we would have $B \cos(2\theta) = 0$, and since $B \neq 0$, this would force $\cos(2\theta) = 0$. Since no angle can have both $\sin(2\theta) = 0$ and $\cos(2\theta) = 0$, we can safely assume $\sin(2\theta) \neq 0$.³ We get $\frac{\cos(2\theta)}{\sin(2\theta)} = \frac{A-C}{B}$, or $\cot(2\theta) = \frac{A-C}{B}$. We have just proved the following theorem.

THEOREM 11.10. The equation $Ax^2 + Bxy + Cy^2 + Dx + Ey + F = 0$, $B \neq 0$ can be transformed to an equation in variables x' and y' without any $x'y'$ terms by rotating the x and y axes counterclockwise through an angle θ which satisfies $\cot(2\theta) = \frac{A-C}{B}$.

We put Theorem 11.10 to good use in the following example.

EXAMPLE 11.6.2. Graph the following equations.

1. $5x^2 + 26xy + 5y^2 - 16x\sqrt{2} + 16y\sqrt{2} - 104 = 0$
2. $16x^2 + 24xy + 9y^2 + 15x - 20y = 0$

SOLUTION.

1. Since the equation $5x^2 + 26xy + 5y^2 - 16x\sqrt{2} + 16y\sqrt{2} - 104 = 0$ is already given to us in the form required by Theorem 11.10, we identify $A = 5$, $B = 26$ and $C = 5$ so that $\cot(2\theta) = \frac{A-C}{B} = \frac{5-5}{26} = 0$. This means $\cot(2\theta) = 0$ which gives $\theta = \frac{\pi}{4} + \frac{\pi}{2}k$ for integers, k . We choose $\theta = \frac{\pi}{4}$ so our rotation equations are $x = \frac{x'\sqrt{2}}{2} - \frac{y'\sqrt{2}}{2}$ and $y = \frac{x'\sqrt{2}}{2} + \frac{y'\sqrt{2}}{2}$. We find

$$x^2 = \frac{(x')^2}{2} - x'y' + \frac{(y')^2}{2}, \quad xy = \frac{(x')^2}{2} - \frac{(y')^2}{2}, \quad y^2 = \frac{(x')^2}{2} + x'y' + \frac{(y')^2}{2}$$

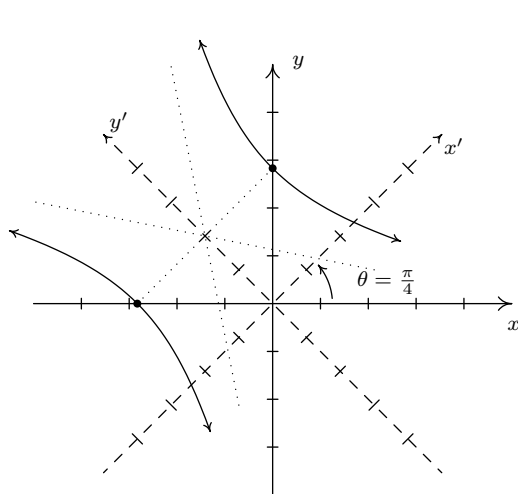
Making the other substitutions, we get $5x^2 + 26xy + 5y^2 - 16x\sqrt{2} + 16y\sqrt{2} - 104 = 0$ reduces to $18(x')^2 - 8(y')^2 + 32y' - 104 = 0$, or $\frac{(x')^2}{4} - \frac{(y'-2)^2}{9} = 1$. The latter is the equation of a(n) hyperbola centered at ($x'y'$ -coordinates) $(0, 2)$ opening in the x' direction with vertices (in $x'y'$ -coordinates) $(\pm 2, 2)$ and asymptotes $y' = \pm \frac{3}{2}x' + 2$. We graph it below.

³The reader is invited to think about the case $\sin(2\theta) = 0$ geometrically. What happens to the axes in this case?

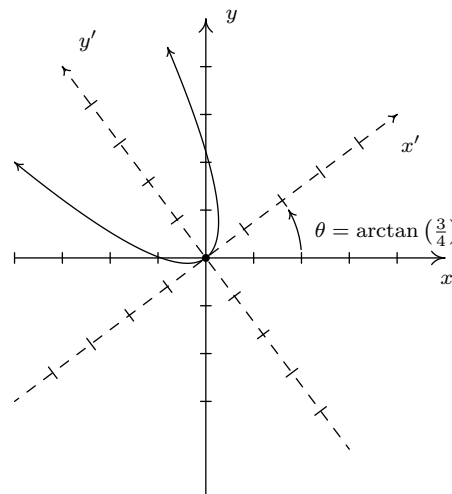
2. From $16x^2 + 24xy + 9y^2 + 15x - 20y = 0$, we get $A = 16$, $B = 24$ and $C = 9$ so that $\cot(2\theta) = \frac{7}{24}$. Since this isn't one of the values of the common angles, we will need to use inverse functions. Ultimately, we need to find $\cos(\theta)$ and $\sin(\theta)$, which means we have two options. If we use the arccotangent function immediately, after the usual calculations, we get $\theta = \frac{1}{2}\text{arccot}\left(\frac{7}{24}\right)$. To get $\cos(\theta)$ and $\sin(\theta)$ from this, we would need to use half angle identities. Alternatively, we can start with $\cot(2\theta) = \frac{7}{24}$, use a double angle identity, and then go after $\cos(\theta)$ and $\sin(\theta)$. We adopt the second approach. From $\cot(2\theta) = \frac{7}{24}$, we have $\tan(2\theta) = \frac{24}{7}$. Using the double angle identity for tangent, we have $\frac{2\tan(\theta)}{1-\tan^2(\theta)} = \frac{24}{7}$, which gives $24\tan^2(\theta) + 14\tan(\theta) - 24 = 0$. Factoring, we get $2(3\tan(\theta) + 4)(4\tan(\theta) - 3) = 0$ which gives $\tan(\theta) = -\frac{4}{3}$ or $\tan(\theta) = \frac{3}{4}$. While either of these values of $\tan(\theta)$ satisfy the equation $\cot(2\theta) = \frac{7}{24}$, we choose $\tan(\theta) = \frac{3}{4}$, since this produces an acute angle,⁴ $\theta = \arctan\left(\frac{3}{4}\right)$. To find the rotation equations, we need $\cos(\theta) = \cos\left(\arctan\left(\frac{3}{4}\right)\right)$ and $\sin(\theta) = \sin\left(\arctan\left(\frac{3}{4}\right)\right)$. Using the techniques developed in Section 10.6 we get $\cos(\theta) = \frac{4}{5}$ and $\sin(\theta) = \frac{3}{5}$. Our rotation equations are: $x = x'\cos(\theta) - y'\sin(\theta) = \frac{4x'}{5} - \frac{3y'}{5}$ and $y = x'\sin(\theta) + y'\cos(\theta) = \frac{3x'}{5} + \frac{4y'}{5}$. As usual, we now substitute these quantities into $16x^2 + 24xy + 9y^2 + 15x - 20y = 0$ and simplify. As a first step, the reader can verify

$$x^2 = \frac{16(x')^2}{25} - \frac{24x'y'}{25} + \frac{9(y')^2}{25}, \quad xy = \frac{12(x')^2}{25} + \frac{7x'y'}{25} - \frac{12(y')^2}{25}, \quad y^2 = \frac{9(x')^2}{25} + \frac{24x'y'}{25} + \frac{16(y')^2}{25}$$

Once the dust settles, we get $25(x')^2 - 25y' = 0$, or $y' = (x')^2$, whose graph is a parabola opening along the positive y' -axis with vertex $(0, 0)$. We graph this equation below.



$$5x^2 + 26xy + 5y^2 - 16x\sqrt{2} + 16y\sqrt{2} - 104 = 0$$



$$16x^2 + 24xy + 9y^2 + 15x - 20y = 0$$

□

⁴As usual, there are infinitely many solutions to $\tan(\theta) = \frac{3}{4}$. We choose the acute answer, $\theta = \arctan\left(\frac{3}{4}\right)$. The reader is encouraged to think why there is always at least one acute answer to $\cot(2\theta) = \frac{A-C}{B}$ and what this means geometrically in terms of what we are trying to accomplish rotating the axes. The reader is also encouraged to keep a sharp lookout for the angles which satisfy $\tan(\theta) = -\frac{4}{3}$ in our final graph. (Hint: $\left(\frac{3}{4}\right)\left(-\frac{4}{3}\right) = -1$.)

We note that even though the coefficients of x^2 and y^2 were both positive numbers 1 and 2 in Example 11.6.2, the equation in number 1 turned out to be a hyperbola and the graph of number 2 worked out to be a parabola. Whereas in Chapter 7, we could easily pick out which conic section we were dealing with based on the presence (or absence) of quadratic terms and their coefficients, Example 11.6.2 demonstrates that all bets are off when it comes to conics with an xy term which require rotation of axes to put in a more standard form. Nevertheless, it is possible to determine which conic section we have by looking at a special, familiar *combination* of the coefficients of the quadratic terms. We have the following theorem.

THEOREM 11.11. Suppose the equation $Ax^2 + Bxy + Cy^2 + Dx + Ey + F = 0$ describes a non-degenerate conic section.^a

- If $B^2 - 4AC > 0$, the graph is a hyperbola.
- If $B^2 - 4AC = 0$, the graph is a parabola.
- If $B^2 - 4AC < 0$, the graph is an ellipse or circle.

^aRecall this means its graph is either a circle, parabola, ellipse, or hyperbola.

As you may expect, the quantity $B^2 - 4AC$ mentioned in Theorem 11.11 is called the **discriminant** of the conic section. While we will not attempt to explain the deep mathematics which produces this ‘coincidence,’ we will at least mechanically work through the proof of Theorem 11.11 to show that it is true.⁵ First note that if the coefficient $B = 0$ in the equation $Ax^2 + Bxy + Cy^2 + Dx + Ey + F = 0$, Theorem 11.11 reduces to the result presented in Exercise 10 in Section 7.5, so we proceed here under the assumption that $B \neq 0$. We rotate the xy -axes counter-clockwise through an angle θ which satisfies $\cot(2\theta) = \frac{A-C}{B}$ to produce an equation with no $x'y'$ -term in accordance with Theorem 11.10: $A'(x')^2 + C'(y')^2 + Dx' + Ey' + F' = 0$. In this form, we can invoke Exercise 10 in Section 7.5 once more using the product $A'C'$. Our goal is to find the product $A'C'$ in terms of the coefficients A , B , and C in the original equation. To this end, we make the usual substitutions $x = x' \cos(\theta) - y' \sin(\theta)$ $y = x' \sin(\theta) + y' \cos(\theta)$ into $Ax^2 + Bxy + Cy^2 + Dx + Ey + F = 0$. We leave it to the reader to show that, after gathering like terms, the coefficient of $(x')^2$, A' , and the coefficient of $(y')^2$, C' are:

$$\begin{aligned} A' &= A \cos^2(\theta) + B \cos(\theta) \sin(\theta) + C \sin^2(\theta) \\ C' &= A \sin^2(\theta) - B \cos(\theta) \sin(\theta) + C \cos^2(\theta) \end{aligned}$$

In order to make use of the condition $\cot(2\theta) = \frac{A-C}{B}$, we rewrite our formulas for A' and C' using the power reduction formulas. After some regrouping, we get

$$\begin{aligned} 2A' &= [(A + C) + (A - C) \cos(2\theta)] + B \sin(2\theta) \\ 2C' &= [(A + C) - (A - C) \cos(2\theta)] - B \sin(2\theta) \end{aligned}$$

Next, we try to make sense of the product

$$(2A')(2C') = \{[(A + C) + (A - C) \cos(2\theta)] + B \sin(2\theta)\} \{[(A + C) - (A - C) \cos(2\theta)] - B \sin(2\theta)\}$$

⁵Even though the whole of ‘why’ it is true is left to later courses.

We break this product into pieces. First, we use the difference of squares to multiply the ‘first’ quantities in each factor:

$$[(A + C) + (A - C) \cos(2\theta)][(A + C) - (A - C) \cos(2\theta)] = (A + C)^2 - (A - C)^2 \cos^2(2\theta)$$

Next, we add the product of the ‘outer’ and ‘inner’ quantities in each factor:

$$\begin{aligned} & -B \sin(2\theta) [(A + C) + (A - C) \cos(2\theta)] \\ & + B \sin(2\theta) [(A + C) - (A - C) \cos(2\theta)] = -2B(A - C) \cos(2\theta) \sin(2\theta) \end{aligned}$$

The product of the ‘last’ quantity in each factor: $(B \sin(2\theta))(-B \sin(2\theta)) = -B^2 \sin^2(2\theta)$. Putting this all together, we get

$$4A'C' = (A + C)^2 - (A - C)^2 \cos^2(2\theta) - 2B(A - C) \cos(2\theta) \sin(2\theta) - B^2 \sin^2(2\theta)$$

From $\cot(2\theta) = \frac{A-C}{B}$, we get $\frac{\cos(2\theta)}{\sin(2\theta)} = \frac{A-C}{B}$, or $(A-C) \sin(2\theta) = B \cos(2\theta)$. We use this substitution (twice!) below along with the Pythagorean Identity, $\cos^2(2\theta) = 1 - \sin^2(2\theta)$, to get

$$\begin{aligned} 4A'C' &= (A + C)^2 - (A - C)^2 \cos^2(2\theta) - 2B(A - C) \cos(2\theta) \sin(2\theta) - B^2 \sin^2(2\theta) \\ &= (A + C)^2 - (A - C)^2 [1 - \sin^2(2\theta)] - 2B \cos(2\theta) B \cos(2\theta) - B^2 \sin^2(2\theta) \\ &= (A + C)^2 - (A - C)^2 + (A - C)^2 \sin^2(2\theta) - 2B^2 \cos^2(2\theta) - B^2 \sin^2(2\theta) \\ &= (A + C)^2 - (A - C)^2 + [(A - C) \sin(2\theta)]^2 - 2B^2 \cos^2(2\theta) - B^2 \sin^2(2\theta) \\ &= (A + C)^2 - (A - C)^2 + [B \cos(2\theta)]^2 - 2B^2 \cos^2(2\theta) - B^2 \sin^2(2\theta) \\ &= (A + C)^2 - (A - C)^2 + B^2 \cos^2(2\theta) - 2B^2 \cos^2(2\theta) - B^2 \sin^2(2\theta) \\ &= (A + C)^2 - (A - C)^2 - B^2 \cos^2(2\theta) - B^2 \sin^2(2\theta) \\ &= (A + C)^2 - (A - C)^2 - B^2 [\cos^2(2\theta) + \sin^2(2\theta)] \\ &= (A + C)^2 - (A - C)^2 - B^2 \\ &= (A^2 + 2AC + C^2) - (A^2 - 2AC + C^2) - B^2 \\ &= 4AC - B^2 \end{aligned}$$

Hence, $B^2 - 4AC = -4A'C'$, so the quantity $B^2 - 4AC$ has the opposite sign of $A'C'$. The result now follows by applying Exercise 10 in Section 7.5.

EXAMPLE 11.6.3. Use Theorem 11.11 to classify the graphs of the following non-degenerate conics.

1. $21x^2 + 10xy\sqrt{3} + 31y^2 = 144$
2. $5x^2 + 26xy + 5y^2 - 16x\sqrt{2} + 16y\sqrt{2} - 104 = 0$
3. $16x^2 + 24xy + 9y^2 + 15x - 20y = 0$

SOLUTION. This is a straightforward application of Theorem 11.11.

1. We have $A = 21$, $B = 10\sqrt{3}$, and $C = 31$ so $B^2 - 4AC = (10\sqrt{3})^2 - 4(21)(31) = -2304 < 0$. Theorem 11.11 predicts the graph is an ellipse, which checks with our work from Example 11.6.1 number 2.
2. Here, $A = 5$, $B = 26$, and $C = 5$, so $B^2 - 4AC = 26^2 - 4(5)(5) = 576 > 0$. Theorem 11.11 classifies the graph as a hyperbola, which matches our answer to Example 11.6.2 number 1.
3. Finally, we have $A = 16$, $B = 24$, and $C = 9$ which gives $24^2 - 4(16)(9) = 0$. Theorem 11.11 gives the graph is a parabola, matching our result from Example 11.6.2 number 2. \square

11.6.2 THE POLAR FORM OF CONICS

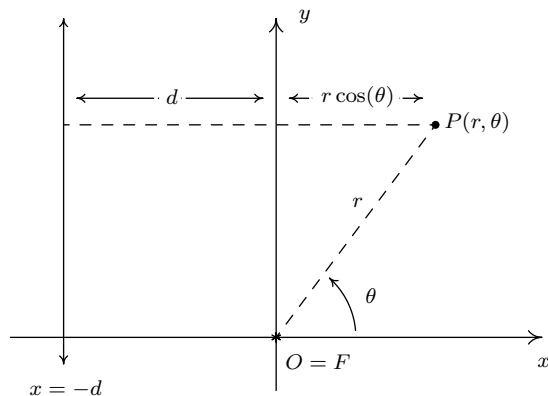
In this section, we reintroduce the conic sections and approach the topic from a more unified perspective. We have our definition below.

DEFINITION 11.1. Given a fixed line L , a point F not on L , and a positive number e , a conic section is the set of all points P so that:

$$\frac{\text{the distance from } P \text{ to } F}{\text{the distance from } P \text{ to } L} = e$$

The line L is called the **directrix** of the conic section, the point F is called a **focus** of the conic section, and the constant e is called the **eccentricity** of the conic section.

We have seen the notion of focus and directrix before in the definition of parabola, Definition 7.3. There, a parabola is defined as the set of points equidistant from the focus and directrix, giving an eccentricity $e = 1$ according to Definition 11.1. We have also seen the concept of eccentricity before. It was introduced for ellipses in Definition 7.5 in Section 7.4, and later in Exercise 7 in Section 7.5. There, e was also defined as a ratio of distances, though in these cases the distances involved were measurements from the center to a focus and from the center to a vertex. One way to reconcile the ‘old’ ideas of focus, directrix, and eccentricity with the ‘new’ ones presented in Definition 11.1, is to derive equations for the conic sections using Definition 11.1 and compare these parameters with what we know from Chapter 7. We begin by assuming the conic section has eccentricity e , a focus F at the origin and that the directrix is the vertical line $x = -d$ as in the figure below.



Using a polar coordinate representation for a point on the conic $P(r, \theta)$ with $r > 0$, we get

$$e = \frac{\text{the distance from } P \text{ to } F}{\text{the distance from } P \text{ to } \bar{L}} = \frac{r}{d + r \cos(\theta)}$$

so that $r = e(d + r \cos(\theta))$. Solving this equation for r , we get:

$$r = \frac{ed}{1 - e \cos(\theta)}$$

At this point, we convert this equation back to a rectangular equation in the variables x and y . If $e > 0$, but $e \neq 1$, the usual conversion process outlined in Section 11.4 gives:

$$\left(\frac{(1 - e^2)^2}{e^2 d^2} \right) \left(x - \frac{e^2 d}{1 - e^2} \right)^2 + \left(\frac{1 - e^2}{e^2 d^2} \right) y^2 = 1$$

We leave it to the reader to show if $0 < e < 1$, this is the equation of an ellipse centered at $\left(\frac{e^2 d}{1 - e^2}, 0 \right)$ with major axis along the x -axis. Using the notation from Section 7.4, we have $a^2 = \frac{e^2 d^2}{(1 - e^2)^2}$ and $b^2 = \frac{e^2 d^2}{1 - e^2}$, so the major axis has length $\frac{2ed}{1 - e^2}$ and the minor axis has length $\frac{2ed}{\sqrt{1 - e^2}}$. Moreover, we find that one focus is $(0, 0)$ and working through the formula given in Definition 7.5 gives the eccentricity to be e , as required. If $e > 1$, then the equation generates a hyperbola with center $\left(\frac{e^2 d}{1 - e^2}, 0 \right)$ whose transverse axis lies along the x -axis. Since such hyperbolas have the form $\frac{(x-h)^2}{a^2} - \frac{y^2}{b^2} = 1$, we need to take the *opposite* reciprocal of the coefficient of y^2 to find b^2 . We get⁶ $a^2 = \frac{e^2 d^2}{(1 - e^2)^2} = \frac{e^2 d^2}{(e^2 - 1)^2}$ and $b^2 = -\frac{e^2 d^2}{1 - e^2} = \frac{e^2 d^2}{e^2 - 1}$, so the transverse axis has length $\frac{2ed}{e^2 - 1}$ and the conjugate axis has length $\frac{2ed}{\sqrt{e^2 - 1}}$. Additionally, we verify that one focus is at $(0, 0)$, and the formula given in Exercise 7 in Section 7.5 gives the eccentricity is e in this case as well. If $e = 1$, the equation $r = \frac{ed}{1 - e \cos(\theta)}$ reduces to $r = \frac{d}{1 - \cos(\theta)}$ which gives the rectangular equation $y^2 = 2d \left(x + \frac{d}{2} \right)$. This is a parabola with vertex $\left(-\frac{d}{2}, 0 \right)$ opening to the right. In the language of Section 7.3, $4p = 2d$ so $p = \frac{d}{2}$, so the focus is $(0, 0)$, the focal diameter is $2d$, and the directrix is $x = -d$, as required. Hence, we have shown that in all cases, our ‘new’ understanding of ‘conic section,’ ‘focus,’ ‘eccentricity,’ and ‘directrix’ as presented in Definition 11.1 correspond with the ‘old’ definitions given in Chapter 7.

Before we summarize our findings, we note that in order to arrive at our ‘general’ equation of a conic, $r = \frac{ed}{1 - e \cos(\theta)}$, we assumed the directrix was the line $x = -d$ for $d > 0$. We could have just as easily chosen the directrix to be $x = d$, $y = -d$, or $y = d$. As the reader can verify, in these cases we obtain the forms $r = \frac{ed}{1 + e \cos(\theta)}$, $r = \frac{ed}{1 - e \sin(\theta)}$, and $r = \frac{ed}{1 + e \sin(\theta)}$, respectively. The key thing to remember is that in any of these cases, the directrix is always perpendicular to the major axis of an ellipse and it is always perpendicular to the transverse axis of the hyperbola. For parabolas, knowing a focus is $(0, 0)$ and the directrix also tells us which way the parabola opens. We have established the following theorem.

⁶Since $e > 1$ in this case, $1 - e^2 < 0$. Hence, we rewrite $(1 - e^2)^2 = (e^2 - 1)^2$ to help simplify things later on.

THEOREM 11.12. Suppose e and d are positive numbers. Then

- the graph of $r = \frac{ed}{1-e\cos(\theta)}$ is the graph of a conic section with directrix $x = -d$.
- the graph of $r = \frac{ed}{1+e\cos(\theta)}$ is the graph of a conic section with directrix $x = d$.
- the graph of $r = \frac{ed}{1-e\sin(\theta)}$ is the graph of a conic section with directrix $y = -d$.
- the graph of $r = \frac{ed}{1+e\sin(\theta)}$ is the graph of a conic section with directrix $y = d$.

In each case above, $(0, 0)$ is a focus of the conic and the number e is the eccentricity of the conic.

- If $0 < e < 1$, the graph is an ellipse whose major axis has length $\frac{2ed}{1-e^2}$ and whose minor axis has length $\frac{2ed}{\sqrt{1-e^2}}$.
- If $e = 1$, the graph is a parabola whose focal diameter is $2d$.
- If $e > 1$, the graph is a hyperbola whose transverse axis has length $\frac{2ed}{e^2-1}$ and whose conjugate axis has length $\frac{2ed}{\sqrt{e^2-1}}$.

We test out Theorem 11.12 in the next example.

EXAMPLE 11.6.4. Sketch the graphs of the following equations.

1. $r = \frac{4}{1 - \sin(\theta)}$

2. $r = \frac{12}{3 - \cos(\theta)}$

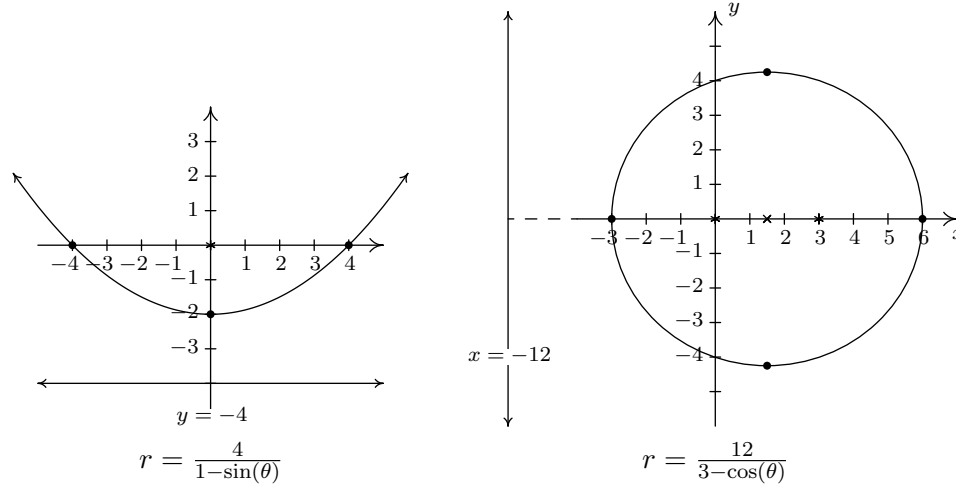
3. $r = \frac{6}{1 + 2\sin(\theta)}$

SOLUTION.

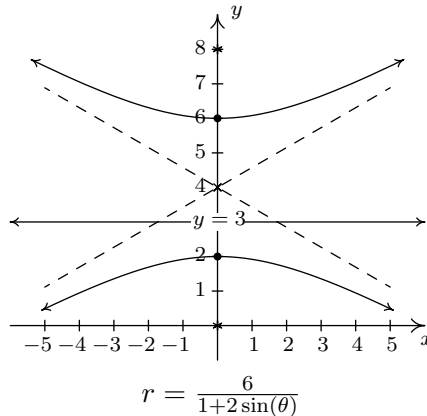
1. From $r = \frac{4}{1-\sin(\theta)}$, we first note $e = 1$ which means we have a parabola on our hands. Since $ed = 4$, we have $d = 4$ and considering the form of the equation, this puts the directrix at $y = -4$. Since the focus is at $(0, 0)$, we know the vertex is located at the point (in rectangular coordinates) $(0, -2)$ and must open upwards. With $d = 4$, we have the focal diameter is $2d = 8$, so the parabola contains the points $(\pm 4, 0)$. We graph $r = \frac{4}{1-\sin(\theta)}$ below.
2. We first rewrite $r = \frac{12}{3-\cos(\theta)}$ in the form found in Theorem 11.12: $r = \frac{4}{1-(1/3)\cos(\theta)}$. Since $e = \frac{1}{3}$ satisfies $0 < e < 1$, we know the graph of this equation is an ellipse. Since $ed = 4$, have $d = 12$ and, based on the form of the equation, we know the directrix is $x = -12$. This means the ellipse has a major axis along the x -axis. We can find the vertices of the ellipse by finding the points of the ellipse which lie on the x -axis. We find $r(0) = 6$ and $r(\pi) = 3$ which correspond to the rectangular points $(-3, 0)$ and $(6, 0)$, so these are our vertices. The center of the ellipse is the midpoint of the vertices, which in this case is $(\frac{3}{2}, 0)$.⁷ We know one focus is $(0, 0)$, which is $\frac{3}{2}$ from the center, $(\frac{3}{2}, 0)$, and this allows us to find the other focus, even

⁷As a quick check, we have from Theorem 11.12 the major axis should have length $\frac{2ed}{1-e^2} = \frac{(2)(4)}{1-(1/3)^2} = 9$.

though we are not asked to do so: $(3, 0)$. Finally, we know from Theorem 11.12 the length of the minor axis is $\frac{2ed}{\sqrt{1-e^2}} = \frac{4}{\sqrt{1-(1/3)^2}} = 6\sqrt{3}$ which means the endpoints of the minor axis are $(\frac{3}{2}, \pm 3\sqrt{2})$. We now have (more than!) everything we need to graph $r = \frac{12}{3-\cos(\theta)}$.

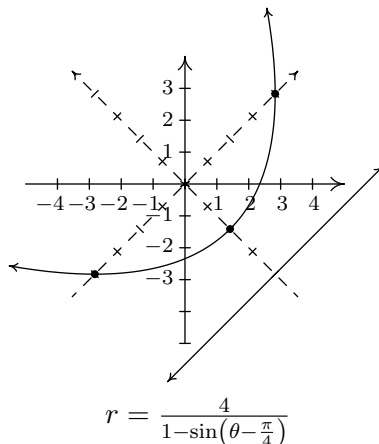


3. From $r = \frac{6}{1+2\sin(\theta)}$ we get $e = 2 > 1$ so the graph is a hyperbola. Since $ed = 6$, we get $d = 3$, and from the form of the equation, we know the directrix is $y = 3$. This means the transverse axis of the hyperbola lies along the y -axis, so we can find the vertices by looking where the hyperbola intersects the y -axis. We find $r(\frac{\pi}{2}) = 2$ and $r(\frac{3\pi}{2}) = -6$. These two points correspond to the rectangular points $(0, 2)$ and $(0, 6)$ which puts the center of the hyperbola at $(0, 4)$. Since one focus is at $(0, 0)$, which is 4 units away from the center, we know the other focus is at $(0, 8)$. According to Theorem 11.12, the conjugate axis has a length of $\frac{2ed}{\sqrt{e^2-1}} = \frac{(2)(6)}{\sqrt{2^2-1}} = 4\sqrt{3}$. Putting this together with the location of the vertices, we get the asymptotes of the hyperbola have slopes $\pm \frac{2}{2\sqrt{3}} = \pm \frac{\sqrt{3}}{3}$. Since the center of the hyperbola is $(0, 4)$, we get the asymptotes to be $y = \pm \frac{\sqrt{3}}{3}x + 4$. We graph the hyperbola below.



□

In light of Section 11.6.1, the reader may wonder what the rotated form of the conic sections would look like in polar form. We know from Exercise XXX in Section 11.5 that replacing θ with $(\theta - \phi)$ in an expression $r = f(\theta)$ rotates the graph of $r = f(\theta)$ counter-clockwise by an angle ϕ . Hence, to graph, for instance, $r = \frac{4}{1 - \sin(\theta - \frac{\pi}{4})}$, all we need to do is rotate the graph of $r = \frac{4}{1 - \sin(\theta)}$, which we obtained in Example 11.6.4 number 1, counter-clockwise by $\frac{\pi}{4}$ radians, as shown below.



Using rotations, we can greatly simplify the form of the conic sections presented in Theorem 11.12, since any three of the forms given there can be obtained from the fourth by rotating through some multiple of $\frac{\pi}{2}$. Since rotations do not affect lengths, all the formulas for lengths Theorem 11.12 remain in tact. In the theorem below, we also generalize our formula for conic sections to include circles centered at the origin (extending the concept of eccentricity to include $e = 0$). We conclude this section with the statement of the following theorem.

THEOREM 11.13. Given constants $\ell > 0$, $e \geq 0$, and ϕ , the graph of the equation:

$$r = \frac{\ell}{1 - e \cos(\theta - \phi)}$$

is a conic section with eccentricity e and one focus at $(0, 0)$.

- If $e = 0$, the graph is a circle centered at $(0, 0)$ with radius ℓ .
- If $e \neq 0$, then the conic has a focus at $(0, 0)$ and the directrix contains the point with polar coordinates $(-d, \phi)$ where $d = \frac{\ell}{e}$.
 - If $0 < e < 1$, the graph is an ellipse whose major axis has length $\frac{2ed}{1 - e^2}$ and whose minor axis has length $\frac{2ed}{\sqrt{1 - e^2}}$
 - If $e = 1$, the graph is a parabola whose focal diameter is $2d$.
 - If $e > 1$, the graph is a hyperbola whose transverse axis has length $\frac{2ed}{e^2 - 1}$ and whose conjugate axis has length $\frac{2ed}{\sqrt{e^2 - 1}}$.

11.6.3 EXERCISES

1. Graph the following equations.

(a) $x^2 + 2xy + y^2 - x\sqrt{2} + y\sqrt{2} - 6 = 0$

(b) $7x^2 - 4xy\sqrt{3} + 3y^2 - 2x - 2y\sqrt{3} - 5 = 0$

(c) $13x^2 - 34xy\sqrt{3} + 47y^2 - 64 = 0$

(d) $8x^2 + 12xy + 17y^2 - 20 = 0$

2. Graph the following equations.

(a) $r = \frac{2}{1 - \cos(\theta)}$

(b) $r = \frac{3}{2 + \sin(\theta)}$

(c) $r = \frac{4}{1 + 3\cos(\theta)}$

(d) $r = \frac{6}{3 - \cos(\theta + \frac{\pi}{4})}$

3. The matrix $A(\theta) = \begin{bmatrix} \cos(\theta) & -\sin(\theta) \\ \sin(\theta) & \cos(\theta) \end{bmatrix}$ is called a **rotation matrix**. We've seen this matrix most recently in the proof of used in the proof of Theorem 11.9.

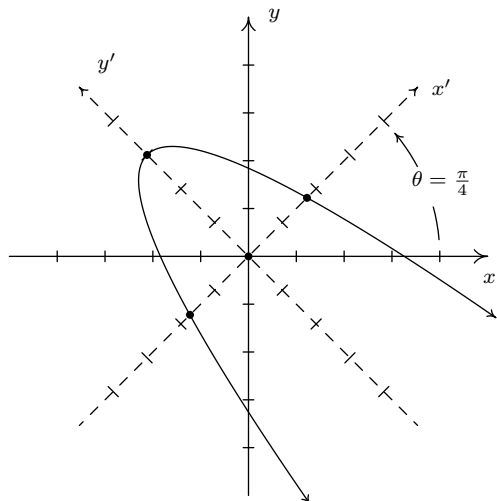
(a) Show the matrix from Example 8.3.3 in Section 8.3 is none other than $A(\frac{\pi}{4})$.

(b) Discuss with your classmates how to use $A(\theta)$ to rotate points in the plane.

(c) Using the even / odd identities for cosine and sine, show $A(\theta)^{-1} = A(-\theta)$. Interpret this geometrically.

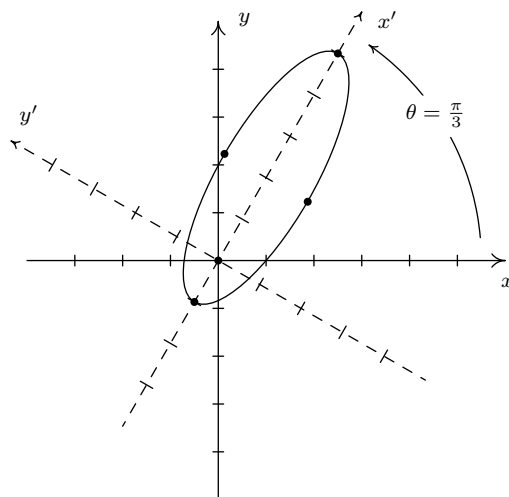
11.6.4 ANSWERS

1. (a) $x^2 + 2xy + y^2 - x\sqrt{2} + y\sqrt{2} - 6 = 0$
becomes $(x')^2 = -(y' - 3)$ after rotating
counter-clockwise through $\theta = \frac{\pi}{4}$.



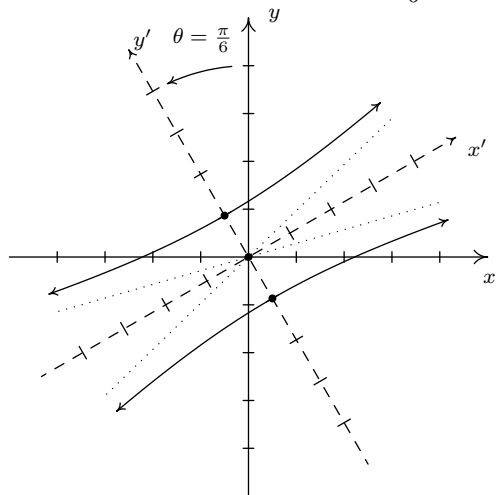
$$x^2 + 2xy + y^2 - x\sqrt{2} + y\sqrt{2} - 6 = 0$$

- (b) $7x^2 - 4xy\sqrt{3} + 3y^2 - 2x - 2y\sqrt{3} - 5 = 0$
becomes $\frac{(x'-2)^2}{9} + (y')^2 = 1$ after rotating
counter-clockwise through $\theta = \frac{\pi}{3}$.



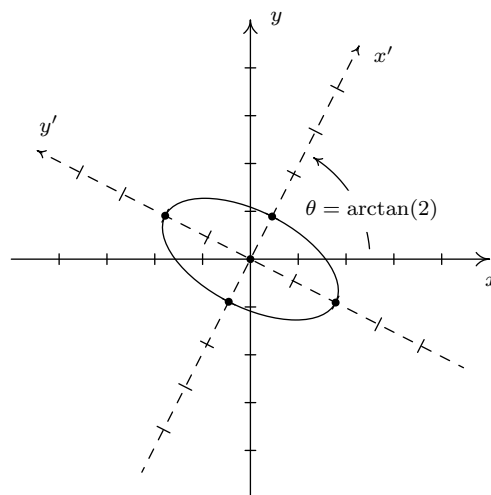
$$7x^2 - 4xy\sqrt{3} + 3y^2 - 2x - 2y\sqrt{3} - 5 = 0$$

- (c) $13x^2 - 34xy\sqrt{3} + 47y^2 - 64 = 0$
becomes $(y')^2 - \frac{(x')^2}{16} = 1$ after rotating
counter-clockwise through $\theta = \frac{\pi}{6}$.



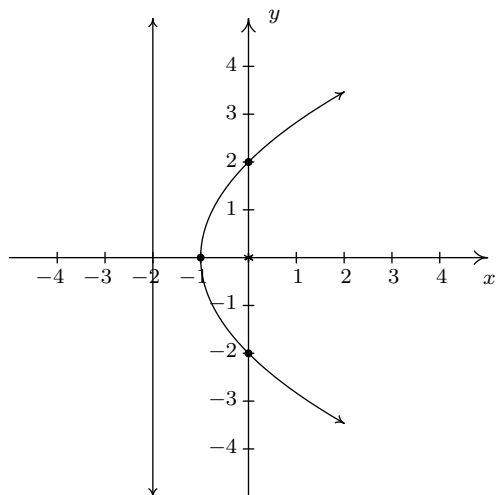
$$13x^2 - 34xy\sqrt{3} + 47y^2 - 64 = 0$$

- (d) $8x^2 + 12xy + 17y^2 - 20 = 0$
becomes $(x')^2 + \frac{(y')^2}{4} = 1$ after rotating
counter-clockwise through $\theta = \arctan(2)$.

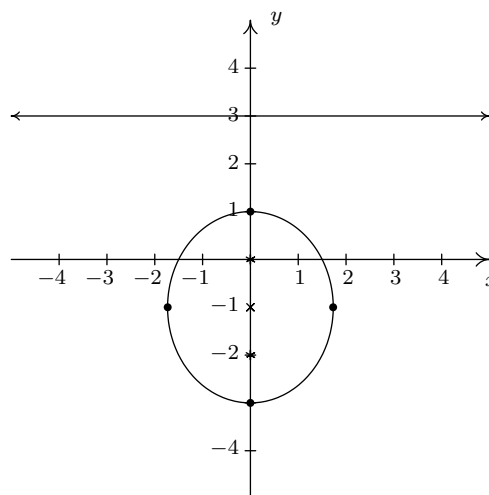


$$8x^2 + 12xy + 17y^2 - 20 = 0$$

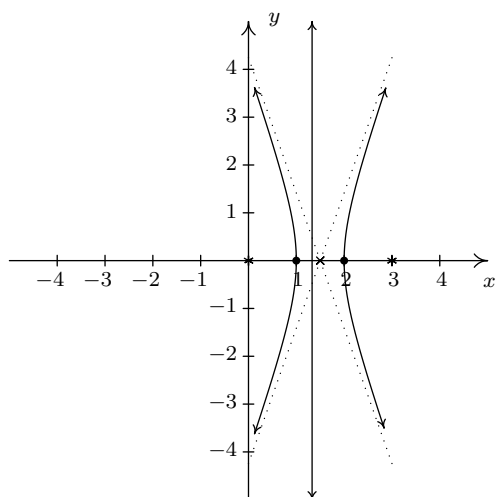
2. (a) $r = \frac{2}{1-\cos(\theta)}$ is a parabola
 directrix $x = -2$, vertex $(-1, 0)$
 focus $(0, 0)$, focal diameter 4



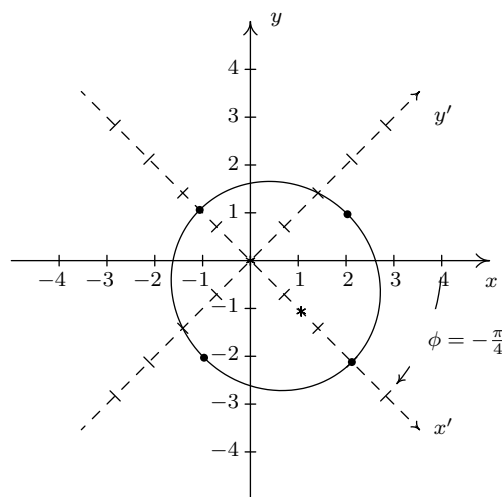
- (b) $r = \frac{3}{2+\sin(\theta)} = \frac{\frac{3}{2}}{1+\frac{1}{2}\sin(\theta)}$ is an ellipse
 directrix $y = 3$, vertices $(0, 1)$, $(0, -3)$
 center $(0, -2)$, foci $(0, 0)$, $(0, -2)$
 minor axis length $2\sqrt{3}$



- (c) $r = \frac{4}{1+3\cos(\theta)}$ is a hyperbola
 directrix $x = \frac{4}{3}$, vertices $(1, 0)$, $(2, 0)$
 center $(\frac{3}{2}, 0)$, foci $(0, 0)$, $(3, 0)$
 conjugate axis length $2\sqrt{2}$

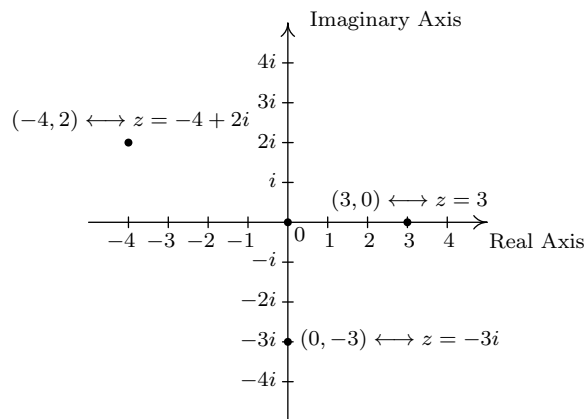


- (d) $r = \frac{6}{3-\cos(\theta+\frac{\pi}{4})}$ is the ellipse
 $r = \frac{6}{3-\cos(\theta)} = \frac{2}{1-\frac{1}{3}\cos(\theta)}$
 rotated through $\phi = -\frac{\pi}{4}$



11.7 POLAR FORM OF COMPLEX NUMBERS

In this section, we return to our study of complex numbers which were first introduced in Section 3.4. Recall that a **complex number** is a number of the form $z = a + bi$ where a and b are real numbers and i is the imaginary unit defined by $i = \sqrt{-1}$. The number a is called the **real part** of z , denoted $\operatorname{Re}(z)$, while the real number b is called the **imaginary part** of z , denoted $\operatorname{Im}(z)$. From Intermediate Algebra, we know that if $z = a + bi = c + di$ where a, b, c and d are real numbers, then $a = c$ and $b = d$, which means $\operatorname{Re}(z)$ and $\operatorname{Im}(z)$ are well-defined.¹ To start off this section, we associate each complex number $z = a + bi$ with the point (a, b) on the coordinate plane. In this case, the x -axis is relabeled as the **real axis**, which corresponds to the real number line as usual, and the y -axis is relabeled as the **imaginary axis**, which is demarcated in increments of the imaginary unit i . The plane determined by these two axes is called the **complex plane**.



The Complex Plane

Since the ordered pair (a, b) gives the *rectangular* coordinates associated with the complex number $z = a + bi$, the expression $z = a + bi$ is called the **rectangular form** of z . Of course, we could just as easily associate z with a pair of *polar* coordinates (r, θ) . Although it is not as straightforward as the definitions of $\operatorname{Re}(z)$ and $\operatorname{Im}(z)$, we can still give r and θ special names in relation to z .

DEFINITION 11.2. The Modulus and Argument of Complex Numbers: Let $z = a + bi$ be a complex number with $a = \operatorname{Re}(z)$ and $b = \operatorname{Im}(z)$. Let (r, θ) be a polar representation of the point with rectangular coordinates (a, b) where $r \geq 0$.

- The **modulus** of z , denoted $|z|$, is defined by $|z| = r$.
- The angle θ is an **argument** of z . The set of all arguments of z is denoted $\arg(z)$.
- If $z \neq 0$ and $-\pi < \theta \leq \pi$, then θ is the **principal argument** of z , written $\theta = \operatorname{Arg}(z)$.

Some remarks about Definition 11.2 are in order. We know from Section 11.4 that every point in the plane has infinitely many polar coordinate representations (r, θ) which means it's worth our

¹'Well-defined' means that no matter how we express z , the number $\operatorname{Re}(z)$ is always the same, and the number $\operatorname{Im}(z)$ is always the same. In other words, Re and Im are *functions* of complex numbers.

time to make sure the quantities ‘modulus’, ‘argument’ and ‘principal argument’ are well-defined. Concerning the modulus, if $z = 0$ then the point associated with z is the origin. In this case, the *only* r -value which can be used here is $r = 0$. Hence for $z = 0$, $|z| = 0$ is well-defined. If $z \neq 0$, then the point associated with z is not the origin, and there are *two* possibilities for r : one positive and one negative. However, we stipulated $r \geq 0$ in our definition so this pins down the value of $|z|$ to one and only one number. Thus the modulus is well-defined in this case, too.² Even with the requirement $r \geq 0$, there are infinitely many angles θ which can be used in a polar representation of a point (r, θ) . If $z \neq 0$ then the point in question is not the origin, so all of these angles θ are coterminal. Since coterminal angles are exactly 2π radians apart, we are guaranteed that only one of them lies in the interval $(-\pi, \pi]$, and this angle is what we call the principal argument of z , $\text{Arg}(z)$. In fact, the set $\arg(z)$ of all arguments of z can be described using set-builder notation as $\arg(z) = \{\text{Arg}(z) + 2\pi k : k \text{ is an integer}\}$.³ If $z = 0$ then the point in question is the origin, which we know can be represented in polar coordinates as $(0, \theta)$ for *any* angle θ . In this case, we have $\arg(0) = (-\infty, \infty)$ and since there is no one value of θ which lies $(-\pi, \pi]$, we leave $\text{Arg}(0)$ undefined.⁴ It is time for an example.

EXAMPLE 11.7.1. For each of the following complex numbers find $\text{Re}(z)$, $\text{Im}(z)$, $|z|$, $\arg(z)$, and $\text{Arg}(z)$. Plot z in the complex plane.

1. $z = \sqrt{3} - i$
2. $z = -2 + 4i$
3. $z = 3i$
4. $z = -117$

SOLUTION.

1. For $z = \sqrt{3} - i = \sqrt{3} + (-1)i$, we have $\text{Re}(z) = \sqrt{3}$ and $\text{Im}(z) = -1$. To find $|z|$, $\arg(z)$ and $\text{Arg}(z)$, we need to find a polar representation⁵ (r, θ) with $r \geq 0$ for the point $P(\sqrt{3}, -1)$ associated with z . We know $r^2 = (\sqrt{3})^2 + (-1)^2 = 4$, so $r = \pm 2$. Since we require $r \geq 0$, we choose $r = 2$, so $|z| = 2$. Next, we find a corresponding angle θ . Since $r > 0$ and P lies in Quadrant IV, θ is a Quadrant IV angle. We know $\tan(\theta) = \frac{-1}{\sqrt{3}} = -\frac{\sqrt{3}}{3}$, so $\theta = -\frac{\pi}{6} + 2\pi k$ for integers k . Hence, $\arg(z) = \{-\frac{\pi}{6} + 2\pi k : k \text{ is an integer}\}$. Of these values, only $\theta = -\frac{\pi}{6}$ satisfies the requirement that $-\pi < \theta \leq \pi$, hence $\text{Arg}(z) = -\frac{\pi}{6}$.
2. The complex number $z = -2 + 4i$ has $\text{Re}(z) = -2$, $\text{Im}(z) = 4$, and is associated with the point $P(-2, 4)$. Our next task is to find a polar representation (r, θ) for P where $r \geq 0$. Running through the usual calculations gives $r = 2\sqrt{5}$, so $|z| = 2\sqrt{5}$. To find θ , we get $\tan(\theta) = -2$, and since $r > 0$ and P lies in Quadrant II, we know θ is a Quadrant II angle. Using a reference angle approach,⁶ we find $\theta = \pi - \arctan(2) + 2\pi k$ for integers k . Hence $\arg(z) = \{\pi - \arctan(2) + 2\pi k : k \text{ is an integer}\}$. Only $\theta = \pi - \arctan(2)$ satisfies the requirement $-\pi < \theta \leq \pi$, so $\text{Arg}(z) = \pi - \arctan(2)$.

²In case you're wondering, the use of the absolute value notation $|z|$ for modulus will be explained shortly.

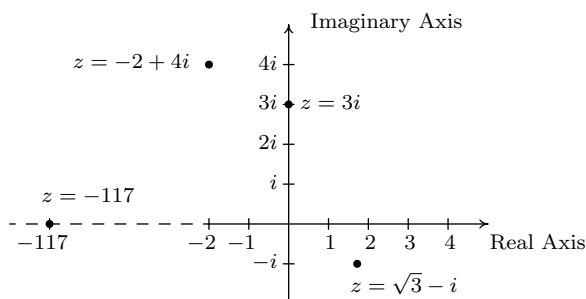
³Note that since $\arg(z)$ is a *set*, we will write ' $\theta \in \arg(z)$ ' to mean ' θ is in the set of arguments of z .' The symbol being used here, ' \in ,' is the mathematical symbol which denotes membership in a set.

⁴If we had Calculus, we would regard $\text{Arg}(0)$ as an 'indeterminate form.' But we don't, so we won't.

⁵In this solution, we take the time to review how to convert from rectangular coordinates into polar coordinates in great detail. In future examples, we do not. Review Example 11.4.2 in Section 11.4 as needed.

⁶See Example 10.6.7 in Section 10.6 for review, if needed.

3. We rewrite $z = 3i$ as $z = 0 + 3i$ to find $\operatorname{Re}(z) = 0$ and $\operatorname{Im}(z) = 3$. The point in the plane which corresponds to z is $(0, 3)$ and while we could go through the usual calculations to find the required polar form of this point, we can almost ‘see’ the answer. The point $(0, 3)$ lies 3 units away from the origin on the positive y -axis. Hence, $r = |z| = 3$ and $\theta = \frac{\pi}{2} + 2\pi k$ for integers k . We get $\arg(z) = \{\frac{\pi}{2} + 2\pi k : k \text{ is an integer}\}$ and $\operatorname{Arg}(z) = \frac{\pi}{2}$.
4. As in the previous problem, we write $z = -117 = -117 + 0i$ so $\operatorname{Re}(z) = -117$ and $\operatorname{Im}(z) = 0$. The number $z = -117$ corresponds to the point $(-117, 0)$, and this is another instance where we can determine the polar form ‘by eye.’ The point $(-117, 0)$ is 117 units away from the origin along the negative x -axis. Hence, $r = |z| = 117$ and $\theta = \pi + 2\pi k = (2k + 1)\pi$ for integers k . We have $\arg(z) = \{(2k + 1)\pi : k \text{ is an integer}\}$. Only one of these values, $\theta = \pi$, just barely lies in the interval $(-\pi, \pi]$ which means $\operatorname{Arg}(z) = \pi$. We plot z along with the other numbers in this example below.



□

Now that we’ve had some practice computing the modulus and argument of some complex numbers, it is time to explore their properties. We have the following theorem.

THEOREM 11.14. Properties of the Modulus: Let z and w be complex numbers.

- $|z|$ is the distance from z to 0 in the complex plane
- $|z| \geq 0$ and $|z| = 0$ if and only if $z = 0$
- $|z| = \sqrt{\operatorname{Re}(z)^2 + \operatorname{Im}(z)^2}$
- **Product Rule:** $|zw| = |z||w|$
- **Power Rule:** $|z^n| = |z|^n$ for all natural numbers, n
- **Quotient Rule:** $\left|\frac{z}{w}\right| = \frac{|z|}{|w|}$, provided $w \neq 0$

To prove the first three properties in Theorem 11.14, suppose $z = a + bi$ where a and b are real numbers. To determine $|z|$, we find a polar representation (r, θ) with $r \geq 0$ for the point (a, b) . From Section 11.4, we know $r^2 = a^2 + b^2$ so that $r = \pm\sqrt{a^2 + b^2}$. Since we require $r \geq 0$, then it must be that $r = \sqrt{a^2 + b^2}$, which means $|z| = \sqrt{a^2 + b^2}$. Using the distance formula, we find the

distance from $(0, 0)$ to (a, b) is also $\sqrt{a^2 + b^2}$, establishing the first property.⁷ The second property follows from the first. Since $|z|$ is a distance, $|z| \geq 0$. Furthermore, $|z| = 0$ if and only if the distance from z to 0 is 0 , and the latter happens if and only if $z = 0$.⁸ For the third property, we note that, by definition, $a = \operatorname{Re}(z)$ and $b = \operatorname{Im}(z)$, so $z = \sqrt{a^2 + b^2} = \sqrt{\operatorname{Re}(z)^2 + \operatorname{Im}(z)^2}$.

To prove the product rule, suppose $z = a + bi$ and $w = c + di$ for real numbers a, b, c and d . Then $zw = (a + bi)(c + di)$. After the usual arithmetic⁹ we get $zw = (ac - bd) + (ad + bc)i$. Therefore,

$$\begin{aligned}
 |zw| &= \sqrt{(ac - bd)^2 + (ad + bc)^2} \\
 &= \sqrt{a^2c^2 - 2abcd + b^2d^2 + a^2d^2 + 2abcd + b^2c^2} && \text{Expand} \\
 &= \sqrt{a^2c^2 + a^2d^2 + b^2c^2 + b^2d^2} && \text{Rearrange terms} \\
 &= \sqrt{a^2(c^2 + d^2) + b^2(c^2 + d^2)} && \text{Factor} \\
 &= \sqrt{(a^2 + b^2)(c^2 + d^2)} && \text{Factor} \\
 &= \sqrt{a^2 + b^2} \sqrt{c^2 + d^2} && \text{Product Rule for Radicals} \\
 &= |z||w| && \text{Definition of } |z| \text{ and } |w|
 \end{aligned}$$

Hence $|zw| = |z||w|$ as required.

Now that the Product Rule has been established, we use it and the Principle of Mathematical Induction¹⁰ to prove the power rule. Let $P(n)$ be the statement $|z^n| = |z|^n$. Then $P(1)$ is true since $|z^1| = |z| = |z|^1$. Next, assume $P(k)$ is true. That is, assume $|z^k| = |z|^k$ for some $k \geq 1$. Our job is to show that $P(k + 1)$ is true, namely $|z^{k+1}| = |z|^{k+1}$. As is customary with induction proofs, we first try to reduce the problem in such a way as to use the Induction Hypothesis.

$$\begin{aligned}
 |z^{k+1}| &= |z^k z| && \text{Properties of Exponents} \\
 &= |z^k| |z| && \text{Product Rule} \\
 &= |z|^k |z| && \text{Induction Hypothesis} \\
 &= |z|^{k+1} && \text{Properties of Exponents}
 \end{aligned}$$

Hence, $P(k + 1)$ is true, which means $|z^n| = |z|^n$ is true for all natural numbers n .

Like the Power Rule, the Quotient Rule can also be established with the help of the Product Rule. We assume $w \neq 0$ (so $|w| \neq 0$) and we get

$$\begin{aligned}
 \left| \frac{z}{w} \right| &= \left| \left(z \right) \left(\frac{1}{w} \right) \right| \\
 &= |z| \left| \frac{1}{w} \right| && \text{Product Rule.}
 \end{aligned}$$

⁷Since the absolute value $|x|$ of a real number x can be viewed as the distance from x to 0 on the number line, this first property justifies the notation $|z|$ for modulus. We leave it to the reader to show that if z is real, then the definition of modulus coincides with absolute value so the notation $|z|$ is unambiguous.

⁸This may be considered by some to be a bit of a cheat, so we work through the underlying Algebra to see this is true. We know $|z| = 0$ if and only if $\sqrt{a^2 + b^2} = 0$ if and only if $a^2 + b^2 = 0$, which is true if and only if $a = b = 0$. The latter happens if and only if $z = a + bi = 0$. There.

⁹See Example 3.4.1 in Section 3.4 for a review of complex number arithmetic.

¹⁰See Section 9.3 for a review of this technique.

Hence, the proof really boils down to showing $|\frac{1}{w}| = \frac{1}{|w|}$. This is left as an exercise.

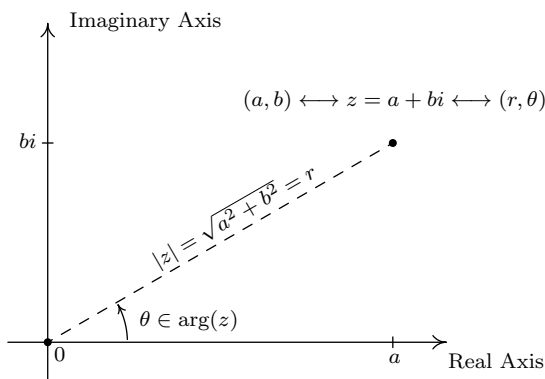
Next, we characterize the argument of a complex number in terms of its real and imaginary parts.

THEOREM 11.15. Properties of the Argument: Let z be a complex number.

- If $\operatorname{Re}(z) \neq 0$ and $\theta \in \arg(z)$, then $\tan(\theta) = \frac{\operatorname{Im}(z)}{\operatorname{Re}(z)}$.
- If $\operatorname{Re}(z) = 0$ and $\operatorname{Im}(z) > 0$, then $\arg(z) = \{\frac{\pi}{2} + 2\pi k : k \text{ is an integer}\}$.
- If $\operatorname{Re}(z) = 0$ and $\operatorname{Im}(z) < 0$, then $\arg(z) = \{-\frac{\pi}{2} + 2\pi k : k \text{ is an integer}\}$.
- If $\operatorname{Re}(z) = \operatorname{Im}(z) = 0$, then $z = 0$ and $\arg(z) = (-\infty, \infty)$.

To prove Theorem 11.15, suppose $z = a + bi$ for real numbers a and b . By definition, $a = \operatorname{Re}(z)$ and $b = \operatorname{Im}(z)$, so the point associated with z is $(a, b) = (\operatorname{Re}(z), \operatorname{Im}(z))$. From Section 11.4, we know that if (r, θ) is a polar representation for $(\operatorname{Re}(z), \operatorname{Im}(z))$, then $\tan(\theta) = \frac{\operatorname{Im}(z)}{\operatorname{Re}(z)}$, provided $\operatorname{Re}(z) \neq 0$. If $\operatorname{Re}(z) = 0$ and $\operatorname{Im}(z) > 0$, then z lies on the positive imaginary axis. Since we take $r > 0$, we have that θ is coterminal with $\frac{\pi}{2}$, and the result follows. If $\operatorname{Re}(z) = 0$ and $\operatorname{Im}(z) < 0$, then z lies on the negative imaginary axis, and a similar argument shows θ is coterminal with $-\frac{\pi}{2}$. The last property in the theorem was already discussed in the remarks following Definition 11.2.

Our next goal is to completely marry the Geometry and the Algebra of the complex numbers. To that end, consider the figure below.



Polar coordinates, (r, θ) associated with $z = a + bi$ with $r \geq 0$.

We know from Theorem 11.7 that $a = r \cos(\theta)$ and $b = r \sin(\theta)$. Making these substitutions for a and b gives $z = a + bi = r \cos(\theta) + r \sin(\theta)i = r [\cos(\theta) + i \sin(\theta)]$. The expression ' $\cos(\theta) + i \sin(\theta)$ ' is abbreviated $\operatorname{cis}(\theta)$ so we can write $z = r \operatorname{cis}(\theta)$. Since $r = |z|$ and $\theta \in \arg(z)$, we get

DEFINITION 11.3. A Polar Form of a Complex Number: Suppose z is a complex number and $\theta \in \arg(z)$. The expression:

$$|z| \operatorname{cis}(\theta) = |z| [\cos(\theta) + i \sin(\theta)]$$

is called a polar form for z .

Since there are infinitely many choices for $\theta \in \arg(z)$, there are infinitely many polar forms for z , so we used the indefinite article ‘a’ in Definition 11.3. It is time for an example.

EXAMPLE 11.7.2.

1. Find the rectangular form of the following complex numbers. Find $\operatorname{Re}(z)$ and $\operatorname{Im}(z)$.

$$(a) z = 4\operatorname{cis}\left(\frac{2\pi}{3}\right) \quad (b) z = 2\operatorname{cis}\left(-\frac{3\pi}{4}\right) \quad (c) z = 3\operatorname{cis}(0) \quad (d) z = \operatorname{cis}\left(\frac{\pi}{2}\right)$$

2. Use the results from Example 11.7.1 to find a polar form of the following complex numbers.

$$(a) z = \sqrt{3} - i \quad (b) z = -2 + 4i \quad (c) z = 3i \quad (d) z = -117$$

SOLUTION.

1. The key to this problem is to write out $\operatorname{cis}(\theta)$ as $\cos(\theta) + i\sin(\theta)$.

(a) By definition, $z = 4\operatorname{cis}\left(\frac{2\pi}{3}\right) = 4\left[\cos\left(\frac{2\pi}{3}\right) + i\sin\left(\frac{2\pi}{3}\right)\right]$. After some simplifying, we get $z = -2 + 2i\sqrt{3}$, so that $\operatorname{Re}(z) = -2$ and $\operatorname{Im}(z) = 2\sqrt{3}$.

(b) Expanding, we get $z = 2\operatorname{cis}\left(-\frac{3\pi}{4}\right) = 2\left[\cos\left(-\frac{3\pi}{4}\right) + i\sin\left(-\frac{3\pi}{4}\right)\right]$. From this, we find $z = -\sqrt{2} - i\sqrt{2}$, so $\operatorname{Re}(z) = -\sqrt{2} = \operatorname{Im}(z)$.

(c) We get $z = 3\operatorname{cis}(0) = 3[\cos(0) + i\sin(0)] = 3$. Writing $3 = 3 + 0i$, we get $\operatorname{Re}(z) = 3$ and $\operatorname{Im}(z) = 0$, which makes sense seeing as 3 is a real number.

(d) Lastly, we have $z = \operatorname{cis}\left(\frac{\pi}{2}\right) = \cos\left(\frac{\pi}{2}\right) + i\sin\left(\frac{\pi}{2}\right) = i$. Since $i = 0 + 1i$, we get $\operatorname{Re}(z) = 0$ and $\operatorname{Im}(z) = 1$. Since i is called the ‘imaginary unit,’ these answers make perfect sense.

2. To write a polar form of a complex number z , we need two pieces of information: the modulus $|z|$ and an argument (not necessarily the principal argument) of z . We shamelessly mine our solution to Example 11.7.1 to find what we need.

(a) For $z = \sqrt{3} - i$, $|z| = 2$ and $\theta = -\frac{\pi}{6}$, so $z = 2\operatorname{cis}\left(-\frac{\pi}{6}\right)$. We can check our answer by converting it back to rectangular form to see that it simplifies to $z = \sqrt{3} - i$.

(b) For $z = -2 + 4i$, $|z| = 2\sqrt{5}$ and $\theta = \pi - \arctan(2)$. Hence, $z = 2\sqrt{5}\operatorname{cis}(\pi - \arctan(2))$. It is a good exercise to actually show that this polar form reduces to $z = -2 + 4i$.

(c) For $z = 3i$, $|z| = 3$ and $\theta = \frac{\pi}{2}$. In this case, $z = 3\operatorname{cis}\left(\frac{\pi}{2}\right)$. This can be checked geometrically. Head out 3 units from 0 along the positive real axis. Rotating $\frac{\pi}{2}$ radians counter-clockwise lands you exactly 3 units above 0 on the imaginary axis at $z = 3i$.

(d) Last but not least, for $z = -117$, $|z| = 117$ and $\theta = \pi$. We get $z = 117\operatorname{cis}(\pi)$. As with the previous problem, our answer is easily checked geometrically. \square

The following theorem summarizes the advantages of working with complex numbers in polar form.

THEOREM 11.16. Products, Powers and Quotients Complex Numbers in Polar Form: Suppose z and w are complex numbers with polar forms $z = |z|\text{cis}(\alpha)$ and $w = |w|\text{cis}(\beta)$. Then

- **Product Rule:** $zw = |z||w|\text{cis}(\alpha + \beta)$
- **Power Rule:**^a $z^n = |z|^n\text{cis}(n\theta)$ for every natural number n
- **Quotient Rule:** $\frac{z}{w} = \frac{|z|}{|w|}\text{cis}(\alpha - \beta)$, provided $|w| \neq 0$

^aThis is [DeMoivre's Theorem](#)

The proof of Theorem 11.16 requires a healthy mix of definition, arithmetic and identities. We first start with the product rule.

$$\begin{aligned} zw &= [|z|\text{cis}(\alpha)] [|w|\text{cis}(\beta)] \\ &= |z||w| [\cos(\alpha) + i \sin(\alpha)] [\cos(\beta) + i \sin(\beta)] \end{aligned}$$

We now focus on the quantity in brackets on the right hand side of the equation.

$$\begin{aligned} [\cos(\alpha) + i \sin(\alpha)] [\cos(\beta) + i \sin(\beta)] &= \cos(\alpha) \cos(\beta) + i \cos(\alpha) \sin(\beta) \\ &\quad + i \sin(\alpha) \cos(\beta) + i^2 \sin(\alpha) \sin(\beta) \\ &= \cos(\alpha) \cos(\beta) + i^2 \sin(\alpha) \sin(\beta) && \text{Rearranging terms} \\ &\quad + i \sin(\alpha) \cos(\beta) + i \cos(\alpha) \sin(\beta) \\ &= (\cos(\alpha) \cos(\beta) - \sin(\alpha) \sin(\beta)) && \text{Since } i^2 = -1 \\ &\quad + i (\sin(\alpha) \cos(\beta) + \cos(\alpha) \sin(\beta)) && \text{Factor out } i \\ &= \cos(\alpha + \beta) + i \sin(\alpha + \beta) && \text{Sum identities} \\ &= \text{cis}(\alpha + \beta) && \text{Definition of 'cis'} \end{aligned}$$

Putting this together with our earlier work, we get $zw = |z||w|\text{cis}(\alpha + \beta)$, as required.

Moving right along, we next take aim at the Power Rule, better known as DeMoivre's Theorem.¹¹ We proceed by induction on n . Let $P(n)$ be the sentence $z^n = |z|^n\text{cis}(n\theta)$. Then $P(1)$ is true, since $z^1 = z = |z|\text{cis}(\theta) = |z|^1\text{cis}(1 \cdot \theta)$. We now assume $P(k)$ is true, that is, we assume $z^k = |z|^k\text{cis}(k\theta)$ for some $k \geq 1$. Our goal is to show that $P(k+1)$ is true, or that $z^{k+1} = |z|^{k+1}\text{cis}((k+1)\theta)$. We have

$$\begin{aligned} z^{k+1} &= z^k z && \text{Properties of Exponents} \\ &= (|z|^k \text{cis}(k\theta)) (|z| \text{cis}(\theta)) && \text{Induction Hypothesis} \\ &= (|z|^k |z|) \text{cis}(k\theta + \theta) && \text{Product Rule} \\ &= |z|^{k+1} \text{cis}((k+1)\theta) \end{aligned}$$

¹¹Compare this proof with the proof of the Power Rule in Theorem 11.14.

Hence, assuming $P(k)$ is true, we have that $P(k+1)$ is true, so by the Principle of Mathematical Induction, $z^n = |z|^n \text{cis}(n\theta)$ for all natural numbers n .

The last property in Theorem 11.16 to prove is the quotient rule. Assuming $|w| \neq 0$ we have

$$\begin{aligned} \frac{z}{w} &= \frac{|z| \text{cis}(\alpha)}{|w| \text{cis}(\beta)} \\ &= \left(\frac{|z|}{|w|} \right) \frac{\cos(\alpha) + i \sin(\alpha)}{\cos(\beta) + i \sin(\beta)} \end{aligned}$$

Next, we multiply both the numerator and denominator of the right hand side by $(\cos(\beta) - i \sin(\beta))$ which is the complex conjugate of $(\cos(\beta) + i \sin(\beta))$ to get

$$\frac{z}{w} = \left(\frac{|z|}{|w|} \right) \frac{\cos(\alpha) + i \sin(\alpha)}{\cos(\beta) + i \sin(\beta)} \cdot \frac{\cos(\beta) - i \sin(\beta)}{\cos(\beta) - i \sin(\beta)}$$

If we let $N = [\cos(\alpha) + i \sin(\alpha)] [\cos(\beta) - i \sin(\beta)]$ and simplify we get

$$\begin{aligned} N &= [\cos(\alpha) + i \sin(\alpha)] [\cos(\beta) - i \sin(\beta)] \\ &= \cos(\alpha) \cos(\beta) - i \cos(\alpha) \sin(\beta) + i \sin(\alpha) \cos(\beta) - i^2 \sin(\alpha) \sin(\beta) && \text{Expand} \\ &= [\cos(\alpha) \cos(\beta) + \sin(\alpha) \sin(\beta)] + i [\sin(\alpha) \cos(\beta) - \cos(\alpha) \sin(\beta)] && \text{Rearrange and Factor} \\ &= \cos(\alpha - \beta) + i \sin(\alpha - \beta) && \text{Difference Identities} \\ &= \text{cis}(\alpha - \beta) && \text{Definition of 'cis'} \end{aligned}$$

If we call the denominator D then we get

$$\begin{aligned} D &= [\cos(\beta) + i \sin(\beta)] [\cos(\beta) - i \sin(\beta)] \\ &= \cos^2(\beta) - i \cos(\beta) \sin(\beta) + i \cos(\beta) \sin(\beta) - i^2 \sin^2(\beta) && \text{Expand} \\ &= \cos^2(\beta) - i^2 \sin^2(\beta) && \text{Simplify} \\ &= \cos^2(\beta) + \sin^2(\beta) && \text{Again, } i^2 = -1 \\ &= 1 && \text{Pythagorean Identity} \end{aligned}$$

Putting it all together, we get

$$\begin{aligned} \frac{z}{w} &= \left(\frac{|z|}{|w|} \right) \frac{\cos(\alpha) + i \sin(\alpha)}{\cos(\beta) + i \sin(\beta)} \cdot \frac{\cos(\beta) - i \sin(\beta)}{\cos(\beta) - i \sin(\beta)} \\ &= \left(\frac{|z|}{|w|} \right) \frac{\text{cis}(\alpha - \beta)}{1} \\ &= \frac{|z|}{|w|} \text{cis}(\alpha - \beta) \end{aligned}$$

and we are done. The next example makes good use of Theorem 11.16.

EXAMPLE 11.7.3. Let $z = 2\sqrt{3} + 2i$ and $w = -1 + i\sqrt{3}$. Use Theorem 11.16 to find the following.

1. zw
2. w^5
3. $\frac{z}{w}$

Write your final answers in rectangular form.

SOLUTION. In order to use Theorem 11.16, we need to write z and w in polar form. For $z = 2\sqrt{3} + 2i$, we find $|z| = \sqrt{(2\sqrt{3})^2 + (2)^2} = \sqrt{16} = 4$. If $\theta \in \arg(z)$, we know $\tan(\theta) = \frac{\text{Im}(z)}{\text{Re}(z)} = \frac{2}{2\sqrt{3}} = \frac{\sqrt{3}}{3}$. Since z lies in Quadrant I, we have $\theta = \frac{\pi}{6} + 2\pi k$ for integers k . Hence, $z = 4\text{cis}\left(\frac{\pi}{6}\right)$. For $w = -1 + i\sqrt{3}$, we have $|w| = \sqrt{(-1)^2 + (\sqrt{3})^2} = 2$. For an argument θ of w , we have $\tan(\theta) = \frac{\sqrt{3}}{-1} = -\sqrt{3}$. Since w lies in Quadrant II, $\theta = \frac{2\pi}{3} + 2\pi k$ for integers k and $w = 2\text{cis}\left(\frac{2\pi}{3}\right)$. We can now proceed.

1. We get $zw = (4\text{cis}\left(\frac{\pi}{6}\right))(2\text{cis}\left(\frac{2\pi}{3}\right)) = 8\text{cis}\left(\frac{\pi}{6} + \frac{2\pi}{3}\right) = 8\text{cis}\left(\frac{5\pi}{6}\right) = 8[\cos\left(\frac{5\pi}{6}\right) + i\sin\left(\frac{5\pi}{6}\right)]$. After simplifying, we get $zw = -4\sqrt{3} + 4$.
2. We use DeMoivre's Theorem which yields $w^5 = [2\text{cis}\left(\frac{2\pi}{3}\right)]^5 = 2^5\text{cis}\left(5 \cdot \frac{2\pi}{3}\right) = 32\text{cis}\left(\frac{10\pi}{3}\right)$. Since $\frac{10\pi}{3}$ is coterminal with $\frac{4\pi}{3}$, we get $w^5 = 32[\cos\left(\frac{4\pi}{3}\right) + i\sin\left(\frac{4\pi}{3}\right)] = -16 - 16i\sqrt{3}$.
3. Last, but not least, we have $\frac{z}{w} = \frac{4\text{cis}\left(\frac{\pi}{6}\right)}{2\text{cis}\left(\frac{2\pi}{3}\right)} = \frac{4}{2}\text{cis}\left(\frac{\pi}{6} - \frac{2\pi}{3}\right) = 2\text{cis}\left(-\frac{\pi}{2}\right)$. Since $-\frac{\pi}{2}$ is a quadrantal angle, we can 'see' the rectangular form by moving out 2 units along the positive real axis, then rotating $\frac{\pi}{2}$ radians *clockwise* to arrive at the point 2 units below 0 on the imaginary axis. The long and short of it is that $\frac{z}{w} = -2i$. \square

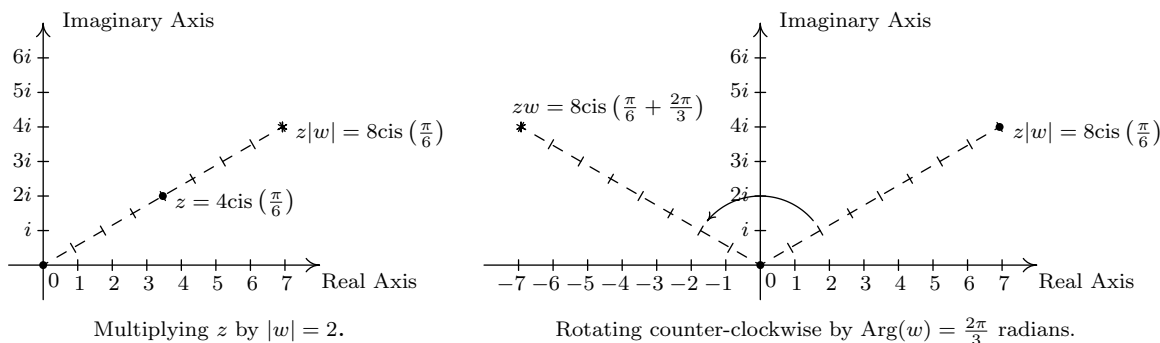
Some remarks are in order. First, the reader may not be sold on using the polar form of complex numbers to multiply complex numbers – especially if they aren't given in polar form to begin with. Indeed, a lot of work was needed to convert the numbers z and w in Example 11.7.3 into polar form, compute their product, and convert back to rectangular form – certainly more work than is required to multiply out $zw = (2\sqrt{3} + 2i)(-1 + i\sqrt{3})$ the old-fashioned way. However, Theorem 11.16 pays huge dividends when computing powers of complex numbers. Consider how we computed w^5 above and compare that to using the Binomial Theorem, Theorem 9.4, to accomplish the same feat by expanding $(-1 + i\sqrt{3})^5$. Division is tricky in the best of times, and we saved ourselves a lot of time and effort using Theorem 11.16 to find and simplify $\frac{z}{w}$ using their polar forms as opposed to starting with $\frac{2\sqrt{3}+2i}{-1+i\sqrt{3}}$, rationalizing the denominator, and so forth.

There is geometric reason for studying these polar forms and we would be derelict in our duties if we did not mention the Geometry hidden in Theorem 11.16. Take the product rule, for instance. If $z = |z|\text{cis}(\alpha)$ and $w = |w|\text{cis}(\beta)$, the formula $zw = |z||w|\text{cis}(\alpha + \beta)$ can be viewed geometrically as a two step process. The multiplication of $|z|$ by $|w|$ can be interpreted as magnifying¹² the distance $|z|$ from z to 0, by the factor $|w|$. Adding the argument of w to the argument of z can be interpreted geometrically as a rotation of β radians counter-clockwise.¹³ Focusing on z and w from

¹²Assuming $|w| > 1$.

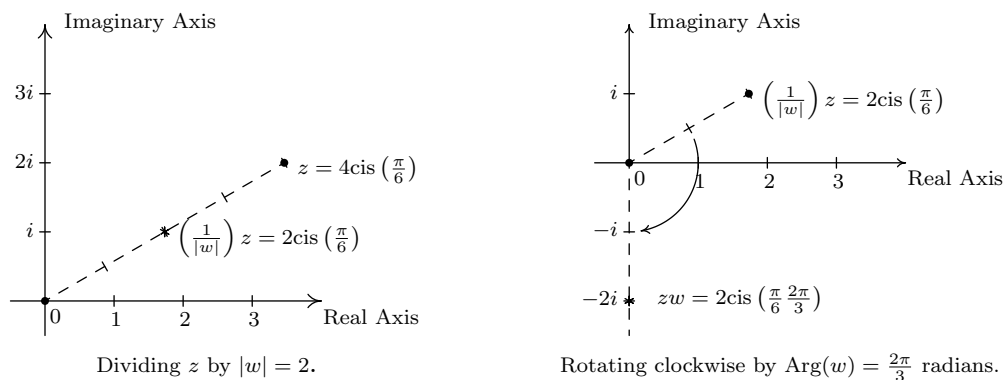
¹³Assuming $\beta > 0$.

Example 11.7.3, we can arrive at the product zw by plotting z , doubling its distance from 0 (since $|w| = 2$), and rotating $\frac{2\pi}{3}$ radians counter-clockwise. The sequence of diagrams below attempt to geometrically describe this process.



Visualizing zw for $z = 4\text{cis}\left(\frac{\pi}{6}\right)$ and $w = 2\text{cis}\left(\frac{2\pi}{3}\right)$.

We may also visualize division similarly. Here, the formula $\frac{z}{w} = \frac{|z|}{|w|}\text{cis}(\alpha - \beta)$ may be interpreted shrinking¹⁴ the distance from 0 to z by the factor $|w|$, followed up by a *clockwise*¹⁵ rotation of β radians. In the case of z and w from Example 11.7.3, we arrive at $\frac{z}{w}$ by first halving the distance from 0 to z , then rotating clockwise $\frac{2\pi}{3}$ radians.



Visualizing $\frac{z}{w}$ for $z = 4\text{cis}\left(\frac{\pi}{6}\right)$ and $w = 2\text{cis}\left(\frac{2\pi}{3}\right)$.

Our last goal of the section is to reverse DeMoivre’s Theorem to extract roots of complex numbers.

DEFINITION 11.4. Let z and w be complex numbers. If there is a natural number n such that $w^n = z$, then w is an **n^{th} root** of z .

Unlike Definition 5.4 in Section 5.3, we do not specify one particular *principal* n^{th} root, hence the use of the indefinite article ‘an’ as in ‘an n^{th} root of z ’. Using this definition, both 4 and -4 are

¹⁴Again, assuming $|w| > 1$.
¹⁵Again, assuming $\beta > 0$.

square roots of 16, while $\sqrt{16}$ means the principal square root of 16 as in $\sqrt{16} = 4$. Suppose we wish to find all complex third (cube) roots of 8. Algebraically, we are trying to solve $w^3 = 8$. We know that there is only one *real* solution to this equation, namely $w = \sqrt[3]{8} = 2$, but if we take the time to rewrite this equation as $w^3 - 8 = 0$ and factor, we get $(w - 2)(w^2 + 2w + 4) = 0$. The quadratic factor gives two more cube roots $w = -1 \pm i\sqrt{3}$, for a total of three cube roots of 8. In accordance with Theorem 3.14, since the degree of $p(w) = w^3 - 8$ is three, there are three complex zeros, counting multiplicity. Since we have found three distinct zeros, we know these are all of the zeros, so there are exactly three distinct cube roots of 8. Let us now solve this same problem using the machinery developed in this section. To do so, we express $z = 8$ in polar form. Since $z = 8$ lies 8 units away on the positive real axis, we get $z = 8\text{cis}(0)$. If we let $w = |w|\text{cis}(\alpha)$ be a polar form of w , the equation $w^3 = 8$ becomes

$$\begin{aligned} w^3 &= 8 \\ (|w|\text{cis}(\alpha))^3 &= 8\text{cis}(0) \\ |w|^3\text{cis}(3\alpha) &= 8\text{cis}(0) \quad \text{DeMoivre's Theorem} \end{aligned}$$

The complex number on the left hand side of the equation corresponds to the point with polar coordinates $(|w|^3, 3\alpha)$, while the complex number on the right hand side corresponds to the point with polar coordinates $(8, 0)$. Since $|w| \geq 0$, so is $|w|^3$, which means $(|w|^3, 3\alpha)$ and $(8, 0)$ are two polar representations corresponding to the same complex number, both with positive r values. From Section 11.4, we know $|w|^3 = 8$ and $3\alpha = 0 + 2\pi k$ for integers k . Since $|w|$ is a real number, we solve $|w|^3 = 8$ by extracting the principal cube root to get $|w| = \sqrt[3]{8} = 2$. As for α , we get $\alpha = \frac{2\pi k}{3}$ for integers k . This produces three distinct points with polar coordinates corresponding to $k = 0, 1,$ and 2 : $(2, 0)$, $(2, \frac{2\pi}{3})$, and $(2, \frac{4\pi}{3})$. These correspond to the complex numbers $w_1 = 2\text{cis}(0)$, $w_2 = 2\text{cis}(\frac{2\pi}{3})$ and $w_3 = 2\text{cis}(\frac{4\pi}{3})$, respectively. Writing these out in rectangular form yields $w_0 = 2$, $w_1 = -1 + i\sqrt{3}$ and $w_2 = -1 - i\sqrt{3}$. While this process seems a tad more involved than our previous factoring approach, this procedure can be generalized to find, for example, all of the fifth roots of 32.¹⁶ If we start with a generic complex number in polar form $z = |z|\text{cis}(\theta)$ and solve $w^n = z$ in the same manner as above, we arrive at the following theorem.

THEOREM 11.17. The n^{th} roots of a Complex Number: Let $z \neq 0$ be a complex number with polar form $z = r\text{cis}(\theta)$. For each natural number n , z has n distinct n^{th} roots, which we denote by w_0, w_1, \dots, w_{n-1} , and they are given by the formula

$$w_k = \sqrt[n]{r}\text{cis}\left(\frac{\theta}{n} + \frac{2\pi}{n}k\right)$$

The proof of Theorem 11.17 breaks into two parts: first, showing that each w_k is an n^{th} root, and second, showing that the set $\{w_k : k = 0, 1, \dots, (n-1)\}$ consists of n different complex numbers. To show w_k is an n^{th} root of z , we use DeMoivre's Theorem to show $(w_k)^n = z$.

¹⁶The reader is challenged to find all of the complex solutions to $w^5 = 32$ using the techniques in Chapter 3.

$$\begin{aligned}
(w_k)^n &= \left(\sqrt[n]{r} \operatorname{cis}\left(\frac{\theta}{n} + \frac{2\pi}{n}k\right)\right)^n \\
&= \left(\sqrt[n]{r}\right)^n \operatorname{cis}\left(n \cdot \left[\frac{\theta}{n} + \frac{2\pi}{n}k\right]\right) \quad \text{DeMoivre's Theorem} \\
&= r \operatorname{cis}(\theta + 2\pi k)
\end{aligned}$$

Since k is a whole number, $\cos(\theta + 2\pi k) = \cos(\theta)$ and $\sin(\theta + 2\pi k) = \sin(\theta)$. Hence, it follows that $\operatorname{cis}(\theta + 2\pi k) = \operatorname{cis}(\theta)$, so $(w_k)^n = r \operatorname{cis}(\theta) = z$, as required. To show that the formula in Theorem 11.17 generates n distinct numbers, we assume $n \geq 2$ (or else there is nothing to prove) and note that the modulus of each of the w_k is the same, namely $\sqrt[n]{r}$. Therefore, the only way any two of these polar forms correspond to the same number is if their arguments are coterminal – that is, if the arguments differ by an integer multiple of 2π . Suppose k and j are whole numbers between 0 and $(n-1)$, inclusive, with $k \neq j$. Since k and j are different, let's assume for the sake of argument that $k > j$. Then $\left(\frac{\theta}{n} + \frac{2\pi}{n}k\right) - \left(\frac{\theta}{n} + \frac{2\pi}{n}j\right) = 2\pi \left(\frac{k-j}{n}\right)$. For this to be an integer multiple of 2π , $(k-j)$ must be a multiple of n . But because of the restrictions on k and j , $0 < k-j \leq n-1$. (Think this through.) Hence, $(k-j)$ is a positive number less than n , so it cannot be a multiple of n . As a result, w_k and w_j are different complex numbers, and we are done. By Theorem 3.14, we know there at most n distinct solutions to $w^n = z$, and we have just found all of them. We illustrate Theorem 11.17 in the next example.

EXAMPLE 11.7.4. Use Theorem 11.17 to find the following:

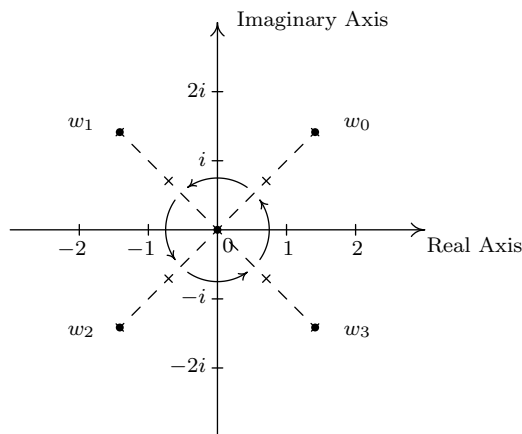
1. both square roots of $z = -2 + 2i\sqrt{3}$
2. the four fourth roots of $z = -16$
3. the three cube roots of $z = \sqrt{2} + i\sqrt{2}$
4. the five fifth roots of $z = 1$.

SOLUTION.

1. We start by writing $z = -2 + 2i\sqrt{3} = 4 \operatorname{cis}\left(\frac{2\pi}{3}\right)$. To use Theorem 11.17, we identify $r = 4$, $\theta = \frac{2\pi}{3}$ and $n = 2$. We know that z has two square roots, and in keeping with the notation in Theorem 11.17, we'll call them w_0 and w_1 . We get $w_0 = \sqrt{4} \operatorname{cis}\left(\frac{(2\pi/3)}{2} + \frac{2\pi}{2}(0)\right) = 2 \operatorname{cis}\left(\frac{\pi}{3}\right)$ and $w_1 = \sqrt{4} \operatorname{cis}\left(\frac{(2\pi/3)}{2} + \frac{2\pi}{2}(1)\right) = 2 \operatorname{cis}\left(\frac{4\pi}{3}\right)$. In rectangular form, the two square roots of z are $w_0 = 1 + i\sqrt{3}$ and $w_1 = -1 - i\sqrt{3}$. We can check our answers by squaring them and showing that we get $z = -2 + 2i\sqrt{3}$.
2. Proceeding as above, we get $z = -16 = 16 \operatorname{cis}(\pi)$. With $r = 16$, $\theta = \pi$ and $n = 4$, we get the four fourth roots of z to be $w_0 = \sqrt[4]{16} \operatorname{cis}\left(\frac{\pi}{4} + \frac{2\pi}{4}(0)\right) = 2 \operatorname{cis}\left(\frac{\pi}{4}\right)$, $w_1 = \sqrt[4]{16} \operatorname{cis}\left(\frac{\pi}{4} + \frac{2\pi}{4}(1)\right) = 2 \operatorname{cis}\left(\frac{3\pi}{4}\right)$, $w_2 = \sqrt[4]{16} \operatorname{cis}\left(\frac{\pi}{4} + \frac{2\pi}{4}(2)\right) = 2 \operatorname{cis}\left(\frac{5\pi}{4}\right)$ and $w_3 = \sqrt[4]{16} \operatorname{cis}\left(\frac{\pi}{4} + \frac{2\pi}{4}(3)\right) = 2 \operatorname{cis}\left(\frac{7\pi}{4}\right)$. Converting these to rectangular form gives $w_0 = \sqrt{2} + i\sqrt{2}$, $w_1 = -\sqrt{2} + i\sqrt{2}$, $w_2 = -\sqrt{2} - i\sqrt{2}$, and $w_3 = \sqrt{2} - i\sqrt{2}$.

3. For $z = \sqrt{2} + i\sqrt{2}$, we have $z = 2\text{cis}\left(\frac{\pi}{4}\right)$. With $r = 2$, $\theta = \frac{\pi}{4}$ and $n = 3$ the usual computations yield $w_0 = \sqrt[3]{2}\text{cis}\left(\frac{\pi}{12}\right)$, $w_1 = \sqrt[3]{2}\text{cis}\left(\frac{9\pi}{12}\right) = \sqrt[3]{2}\text{cis}\left(\frac{3\pi}{4}\right)$ and $w_2 = \sqrt[3]{2}\text{cis}\left(\frac{17\pi}{12}\right)$. If we were to convert these to rectangular form, we would need to use either the Sum and Difference Identities in Theorem 10.16 or the Half-Angle Identities in Theorem 10.19 to evaluate w_0 and w_2 . Since we are not explicitly told to do so, we leave this as a good, but messy, exercise.
4. To find the five fifth roots of 1, we write $1 = 1\text{cis}(0)$. We have $r = 1$, $\theta = 0$ and $n = 5$. Since $\sqrt[5]{1} = 1$, the roots are $w_0 = \text{cis}(0) = 1$, $w_1 = \text{cis}\left(\frac{2\pi}{5}\right)$, $w_2 = \text{cis}\left(\frac{4\pi}{5}\right)$, $w_3 = \text{cis}\left(\frac{6\pi}{5}\right)$ and $w_4 = \text{cis}\left(\frac{8\pi}{5}\right)$. The situation here is even graver than in the previous example, since we have no identities developed to help us determine the cosine or sine of $\frac{2\pi}{5}$. At this stage, we could approximate our answers using a calculator, and we leave this to the Exercises. \square

Now that we have done some computations using Theorem 11.17, we take a step back to look at things geometrically. Essentially, Theorem 11.17 says that to find the n^{th} roots of a complex number, we first take the n^{th} root of the modulus and divide the argument by n . This gives the first root w_0 . Each successive root is found by adding $\frac{2\pi}{n}$ to the argument, which amounts to rotating w_0 by $\frac{2\pi}{n}$ radians. This results in n roots, spaced equally around the complex plane. As an example of this, we plot our answers to number 2 in Example 11.7.4 below.



The four fourth roots of $z = -16$ equally spaced $\frac{2\pi}{4} = \frac{\pi}{2}$ around the plane.

We have only glimpsed at the beauty of the complex numbers in this section. The complex plane is without a doubt one of the most important mathematical constructs ever devised. Coupled with Calculus, it is the venue for incredibly important Science and Engineering applications.¹⁷ For now, the following Exercises will have to suffice.

¹⁷For more on this, see the beautifully written epilogue to Section 3.4 found on page 226.

11.7.1 EXERCISES

1. Find a polar representation for each complex number z given below and then identify $\operatorname{Re}(z)$, $\operatorname{Im}(z)$, $|z|$, $\arg(z)$ and $\operatorname{Arg}(z)$.

(a) $z = 9 + 9i$ (b) $z = -5i$ (c) $z = -\frac{\sqrt{3}}{2} - \frac{1}{2}i$ (d) $z = -7 + 24i$

2. Find the rectangular form of each complex number given below. Use whatever identities are necessary to find the exact values.

(a) $z = 12\operatorname{cis}\left(-\frac{\pi}{3}\right)$ (c) $z = 2\operatorname{cis}\left(\frac{7\pi}{8}\right)$
 (b) $z = 7\operatorname{cis}\left(-\frac{3\pi}{4}\right)$ (d) $z = 5\operatorname{cis}\left(\arctan\left(\frac{4}{3}\right)\right)$

3. Let $z = -\frac{3\sqrt{3}}{2} + \frac{3}{2}i$ and $w = 3\sqrt{2} - 3i\sqrt{2}$. Compute the following. Express your answers in polar form using the principal argument.

(a) zw (c) $\frac{w}{z}$ (e) w^3
 (b) $\frac{z}{w}$ (d) z^4 (f) z^5w^2

4. Find the following complex roots. Express your answers in polar using the principal argument and then convert them into rectangular form.

(a) the three cube roots of $z = i$
 (b) the six sixth roots of $z = 64$
 (c) the two square roots of $\frac{5}{2} - \frac{5\sqrt{3}}{2}i$

5. Use the Sum and Difference Identities in Theorem 10.16 or the Half Angle Identities in Theorem 10.19 to express the three cube roots of $z = \sqrt{2} + i\sqrt{2}$ in rectangular form. (See Example 11.7.4, number 3.)

6. Use a calculator to approximate the five fifth roots of 1. (See Example 11.7.4, number 4.)

7. According to Theorem 3.16 in Section 3.4, the polynomial $p(x) = x^4 + 4$ can be factored into the product linear and irreducible quadratic factors. In Exercise 13 in Section 8.7, we showed you how to factor this polynomial into the product of two irreducible quadratic factors using a system of non-linear equations. Now that we can compute the complex fourth roots of -4 directly, we can simply apply the Complex Factorization Theorem, Theorem 3.14, to obtain the linear factorization $p(x) = (x - (1 + i))(x - (1 - i))(x - (-1 + i))(x - (-1 - i))$. By multiplying the first two factors together and then the second two factors together, thus pairing up the complex conjugate pairs of zeros Theorem 3.15 told us we'd get, we have that $p(x) = (x^2 - 2x + 2)(x^2 + 2x + 2)$. Use the 12 complex 12th roots of 4096 to factor $p(x) = x^{12} - 4096$ into a product of linear and irreducible quadratic factors.

8. Complete the proof of Theorem 11.14 by showing that if $w \neq 0$ then $|\frac{1}{w}| = \frac{1}{|w|}$.
9. Recall from Section 3.4 that given a complex number $z = a+bi$ its complex conjugate, denoted \bar{z} , is given by $\bar{z} = a - bi$.
- Prove that $|\bar{z}| = |z|$.
 - Prove that $|z| = \sqrt{z\bar{z}}$
 - Show that $\operatorname{Re}(z) = \frac{z + \bar{z}}{2}$ and $\operatorname{Im}(z) = \frac{z - \bar{z}}{2i}$
 - Show that if $\theta \in \arg(z)$ then $-\theta \in \arg(\bar{z})$. Interpret this result geometrically.
 - Is it always true that $\operatorname{Arg}(\bar{z}) = -\operatorname{Arg}(z)$?
10. Given an natural number n with $n \geq 2$, the n complex n^{th} roots of the number $z = 1$ are called the n^{th} **Roots of Unity**. In the following exercises, assume that n is a fixed, but arbitrary, natural number such that $n \geq 2$.
- Show that $w = 1$ is an n^{th} root of unity.
 - Show that if both w_j and w_k are n^{th} roots of unity then so is their product $w_j w_k$.
 - Show that if w_j is an n^{th} root of unity then there exists another n^{th} root of unity $w_{j'}$ such that $w_j w_{j'} = 1$. Hint: If $w_j = \operatorname{cis}(\theta)$ let $w_{j'} = \operatorname{cis}(2\pi - \theta)$. You'll need to verify that $w_{j'} = \operatorname{cis}(2\pi - \theta)$ is indeed an n^{th} root of unity.
11. Another way to express the polar form of a complex number is to use the exponential function. For real numbers t , [Euler's Formula](#) defines $e^{it} = \cos(t) + i \sin(t)$.
- Use Theorem 11.16 to show that $e^{ix} e^{iy} = e^{i(x+y)}$ for all real numbers x and y .
 - Use Theorem 11.16 to show that $(e^{ix})^n = e^{i(nx)}$ for any real number x and any natural number n .
 - Use Theorem 11.16 to show that $\frac{e^{ix}}{e^{iy}} = e^{i(x-y)}$ for all real numbers x and y .
 - If $z = r \operatorname{cis}(\theta)$ is the polar form of z , show that $z = r e^{it}$ where $\theta = t$ radians.
 - Show that $e^{i\pi} + 1 = 0$. (This famous equation relates the five most important constants in all of Mathematics with the three most fundamental operations in Mathematics.)
 - Show that $\cos(t) = \frac{e^{it} + e^{-it}}{2}$ and that $\sin(t) = \frac{e^{it} - e^{-it}}{2i}$ for all real numbers t .

11.7.2 ANSWERS

1. (a) $z = 9 + 9i = 9\sqrt{2}\text{cis}\left(\frac{\pi}{4}\right)$, $\text{Re}(z) = 9$, $\text{Im}(z) = 9$, $|z| = 9\sqrt{2}$
 $\arg(z) = \left\{\frac{\pi}{4} + 2\pi k : k \text{ is an integer}\right\}$ and $\text{Arg}(z) = \frac{\pi}{4}$.
- (b) $z = -5i = 5\text{cis}\left(-\frac{\pi}{2}\right)$, $\text{Re}(z) = 0$, $\text{Im}(z) = -5$, $|z| = 5$
 $\arg(z) = \left\{-\frac{\pi}{2} + 2\pi k : k \text{ is an integer}\right\}$ and $\text{Arg}(z) = -\frac{\pi}{2}$.
- (c) $z = -\frac{\sqrt{3}}{2} - \frac{1}{2}i = \text{cis}\left(-\frac{5\pi}{6}\right)$, $\text{Re}(z) = -\frac{\sqrt{3}}{2}$, $\text{Im}(z) = -\frac{1}{2}$, $|z| = 1$
 $\arg(z) = \left\{-\frac{5\pi}{6} + 2\pi k : k \text{ is an integer}\right\}$ and $\text{Arg}(z) = -\frac{5\pi}{6}$.
- (d) $z = -7 + 24i = 25\text{cis}\left(\pi - \arctan\left(\frac{24}{7}\right)\right)$, $\text{Re}(z) = -7$, $\text{Im}(z) = 24$, $|z| = 25$
 $\arg(z) = \left\{\pi - \arctan\left(\frac{24}{7}\right) + 2\pi k : k \text{ is an integer}\right\}$ and $\text{Arg}(z) = \pi - \arctan\left(\frac{24}{7}\right)$.
2. (a) $z = 12\text{cis}\left(-\frac{\pi}{3}\right) = 6 - 6i\sqrt{3}$ (c) $z = 2\text{cis}\left(\frac{7\pi}{8}\right) = -\sqrt{2 + \sqrt{2}} + i\sqrt{2 - \sqrt{2}}$
(b) $z = 7\text{cis}\left(-\frac{3\pi}{4}\right) = -\frac{7\sqrt{2}}{2} - \frac{7\sqrt{2}}{2}i$ (d) $z = 5\text{cis}\left(\arctan\left(\frac{4}{3}\right)\right) = 3 + 4i$
3. Since $z = -\frac{3\sqrt{3}}{2} + \frac{3}{2}i = 3\text{cis}\left(\frac{5\pi}{6}\right)$ and $w = 3\sqrt{2} - 3i\sqrt{2} = 6\text{cis}\left(-\frac{\pi}{4}\right)$, we have the following.
- (a) $zw = 18\text{cis}\left(\frac{7\pi}{12}\right)$ (c) $\frac{w}{z} = 2\text{cis}\left(\frac{11\pi}{12}\right)$ (e) $w^3 = 216\text{cis}\left(-\frac{3\pi}{4}\right)$
(b) $\frac{z}{w} = \frac{1}{2}\text{cis}\left(-\frac{11\pi}{12}\right)$ (d) $z^4 = 81\text{cis}\left(-\frac{2\pi}{3}\right)$ (f) $z^5w^2 = 8748\text{cis}\left(-\frac{\pi}{3}\right)$
4. (a) Since $z = i = \text{cis}\left(\frac{\pi}{2}\right)$ we have
 $w_0 = \text{cis}\left(\frac{\pi}{6}\right) = \frac{\sqrt{3}}{2} + \frac{1}{2}i$ $w_1 = \text{cis}\left(\frac{5\pi}{6}\right) = -\frac{\sqrt{3}}{2} + \frac{1}{2}i$ $w_2 = \text{cis}\left(\frac{3\pi}{2}\right) = -i$
- (b) Since $z = 64 = 64\text{cis}(0)$ we have
 $w_0 = 2\text{cis}(0) = 2$ $w_2 = 2\text{cis}\left(\frac{2\pi}{3}\right) = -1 + \sqrt{3}i$ $w_4 = 2\text{cis}\left(-\frac{2\pi}{3}\right) = -1 - \sqrt{3}i$
 $w_1 = 2\text{cis}\left(\frac{\pi}{3}\right) = 1 + \sqrt{3}i$ $w_3 = 2\text{cis}(\pi) = -2$ $w_5 = 2\text{cis}\left(-\frac{\pi}{3}\right) = 1 - \sqrt{3}i$
- (c) Since $\frac{5}{2} - \frac{5\sqrt{3}}{2}i = 5\text{cis}\left(-\frac{\pi}{3}\right)$ we have
 $w_0 = \sqrt{5}\text{cis}\left(-\frac{\pi}{6}\right) = \frac{\sqrt{15}}{2} - \frac{\sqrt{5}}{2}i$ $w_1 = \sqrt{5}\text{cis}\left(\frac{5\pi}{6}\right) = -\frac{\sqrt{15}}{2} + \frac{\sqrt{5}}{2}i$
5. Note: In the answers for w_0 and w_2 the first rectangular form comes from applying the appropriate Sum or Difference Identity ($\frac{\pi}{12} = \frac{\pi}{3} - \frac{\pi}{4}$ and $\frac{17\pi}{12} = \frac{2\pi}{3} + \frac{3\pi}{4}$, respectively) and the second comes from using the Half-Angle Identities.
- $w_0 = \sqrt[3]{2}\text{cis}\left(\frac{\pi}{12}\right) = \sqrt[3]{2}\left(\frac{\sqrt{6+\sqrt{2}}}{4} + i\left(\frac{\sqrt{6-\sqrt{2}}}{4}\right)\right) = \sqrt[3]{2}\left(\frac{\sqrt{2+\sqrt{3}}}{2} + i\frac{\sqrt{2-\sqrt{3}}}{2}\right)$
 $w_1 = \sqrt[3]{2}\text{cis}\left(\frac{3\pi}{4}\right) = \sqrt[3]{2}\left(-\frac{\sqrt{2}}{2} + \frac{\sqrt{2}}{2}i\right)$
 $w_2 = \sqrt[3]{2}\text{cis}\left(\frac{17\pi}{12}\right) = \sqrt[3]{2}\left(\frac{\sqrt{2-\sqrt{6}}}{4} + i\left(\frac{-\sqrt{2-\sqrt{6}}}{4}\right)\right) = \sqrt[3]{2}\left(\frac{\sqrt{2-\sqrt{3}}}{2} + i\frac{\sqrt{2+\sqrt{3}}}{2}\right)$

6. $w_0 = \text{cis}(0) = 1$

$$w_1 = \text{cis}\left(\frac{2\pi}{5}\right) \approx 0.309 + 0.951i$$

$$w_2 = \text{cis}\left(\frac{4\pi}{5}\right) \approx -0.809 + 0.588i$$

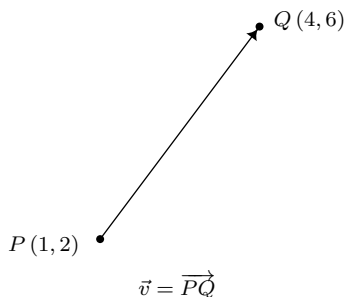
$$w_3 = \text{cis}\left(\frac{6\pi}{5}\right) \approx -0.809 - 0.588i$$

$$w_4 = \text{cis}\left(\frac{8\pi}{5}\right) \approx 0.309 - 0.951i$$

7. $p(x) = x^{12} - 4096 = (x-2)(x+2)(x^2+4)(x^2-2x+4)(x^2+2x+4)(x^2-2\sqrt{3}x+4)(x^2+2\sqrt{3}x+4)$

11.8 VECTORS

As we have seen numerous times in this book, Mathematics can be used to model and solve real-world problems. For many applications, real numbers suffice; that is, real numbers with the appropriate units attached can be used to answer questions like “How close is the nearest Sasquatch nest?” There are other times though, when these kinds of quantities do not suffice. Perhaps it is important to know, for instance, how close the nearest Sasquatch nest is as well as the direction in which it lies. (Foreshadowing the use of bearings in the Exercises, perhaps?) To answer questions like these which involve both a quantitative answer, or *magnitude*, along with a *direction*, we use the mathematical objects called **vectors**.¹ Vectors are represented geometrically as directed line segments where the magnitude of the vector is taken to be the length of the line segment and the direction is made clear with the use of an arrow at one endpoint of the segment. When referring to vectors in this text, we shall adopt² the ‘arrow’ notation, so the symbol \vec{v} is read as ‘the vector v ’. Below is a typical vector \vec{v} with endpoints $P(1, 2)$ and $Q(4, 6)$. The point P is called the *initial point* or *tail* of \vec{v} and the point Q is called the *terminal point* or *head* of \vec{v} . Since we can reconstruct \vec{v} completely from P and Q , we write $\vec{v} = \overrightarrow{PQ}$, where the order of points P (initial point) and Q (terminal point) is important. (Think about this before moving on.)

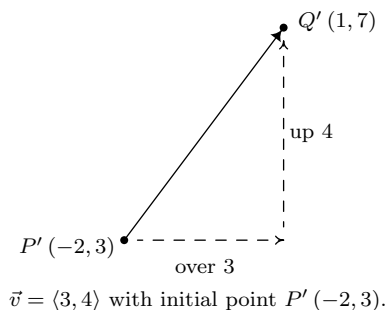


While it is true that P and Q completely determine \vec{v} , it is important to note that since vectors are defined in terms of their two characteristics, magnitude and direction, any directed line segment with the same length and direction as \vec{v} is considered to be the same vector as \vec{v} , regardless of its initial point. In the case of our vector \vec{v} above, any vector which moves three units to the right and four up³ from its initial point to arrive at its terminal point is considered the same vector as \vec{v} . The notation we use to capture this idea is the *component form* of the vector, $\vec{v} = \langle 3, 4 \rangle$, where the first number, 3, is called the *x-component* of \vec{v} and the second number, 4, is called the *y-component* of \vec{v} . If we wanted to reconstruct $\vec{v} = \langle 3, 4 \rangle$ with initial point $P'(-2, 3)$, then we would find the terminal point of \vec{v} by adding 3 to the x -coordinate and adding 4 to the y -coordinate to obtain the terminal point $Q'(1, 7)$, as seen below.

¹The word ‘vector’ comes from the Latin *vehere* meaning ‘to convey’ or ‘to carry.’

²Other textbook authors use bold vectors such as \mathbf{v} . We find that writing in bold font on the chalkboard is inconvenient at best, so we have chosen the ‘arrow’ notation.

³If this idea of ‘over’ and ‘up’ seems familiar, it should. The slope of the line segment containing \vec{v} is $\frac{4}{3}$.

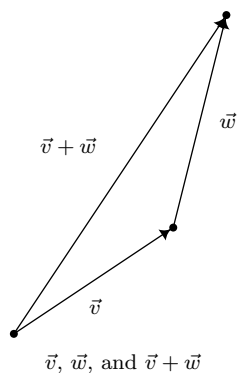


The component form of a vector is what ties these very geometric objects back to Algebra and ultimately Trigonometry. We generalize our example in our definition below.

DEFINITION 11.5. Suppose \vec{v} is represented by a directed line segment with initial point $P(x_0, y_0)$ and terminal point $Q(x_1, y_1)$. The **component form** of \vec{v} is given by

$$\vec{v} = \overrightarrow{PQ} = \langle x_1 - x_0, y_1 - y_0 \rangle$$

Using the language of components, we have that two vectors are equal if and only if their corresponding components are equal. That is, $\langle v_1, v_2 \rangle = \langle v'_1, v'_2 \rangle$ if and only if $v_1 = v'_1$ and $v_2 = v'_2$. (Again, think about this before reading on.) We now set about defining operations on vectors. Suppose we are given two vectors \vec{v} and \vec{w} . The sum, or *resultant* vector $\vec{v} + \vec{w}$ is obtained as follows. First, plot \vec{v} . Next, plot \vec{w} so that its initial point is the terminal point of \vec{v} . To plot the vector $\vec{v} + \vec{w}$ we begin at the initial point of \vec{v} and end at the terminal point of \vec{w} . It is helpful to think of the vector $\vec{v} + \vec{w}$ as the ‘net result’ of moving along \vec{v} then moving along \vec{w} .



At the component level, we define addition of vectors component-wise to match this action.⁴

DEFINITION 11.6. Suppose $\vec{v} = \langle v_1, v_2 \rangle$ and $\vec{w} = \langle w_1, w_2 \rangle$. The vector $\vec{v} + \vec{w}$ is defined by

$$\vec{v} + \vec{w} = \langle v_1 + w_1, v_2 + w_2 \rangle$$

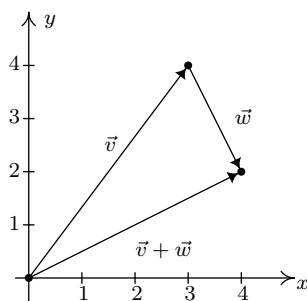
⁴Adding vectors ‘component-wise’ should seem hauntingly familiar. Compare this with how matrix addition was defined in section 8.3. In fact, in more advanced courses such as Linear Algebra, vectors are defined as $1 \times n$ or $n \times 1$ matrices, depending on the situation.

EXAMPLE 11.8.1. Let $\vec{v} = \langle 3, 4 \rangle$ and suppose $\vec{w} = \overrightarrow{PQ}$ where $P(-3, 7)$ and $Q(-2, 5)$. Find $\vec{v} + \vec{w}$ and interpret this sum geometrically.

SOLUTION. Before we can add the vectors using Definition 11.6, we need to write \vec{w} in component form. Using Definition 11.5, we get $\vec{w} = \langle -2 - (-3), 5 - 7 \rangle = \langle 1, -2 \rangle$. Thus

$$\begin{aligned}\vec{v} + \vec{w} &= \langle 3, 4 \rangle + \langle 1, -2 \rangle \\ &= \langle 3 + 1, 4 + (-2) \rangle \\ &= \langle 4, 2 \rangle\end{aligned}$$

To visualize this sum, we draw \vec{v} with its initial point at $(0, 0)$ (for convenience) so that its terminal point is $(3, 4)$. Next, we graph \vec{w} with its initial point at $(3, 4)$. Moving one to the right and two down, we find the terminal point of \vec{w} to be $(4, 2)$. We see that the vector $\vec{v} + \vec{w}$ has initial point $(0, 0)$ and terminal point $(4, 2)$ so its component form is $\langle 4, 2 \rangle$, as required. □



In order for vector addition to enjoy the same kinds of properties as real number addition, it is necessary to extend our definition of vectors to include a ‘zero vector,’ $\vec{0} = \langle 0, 0 \rangle$. Geometrically, $\vec{0}$ represents a point, which we can think of as a directed line segment with the same initial and terminal points. The reader may well object to the inclusion of $\vec{0}$, since after all, vectors are supposed to have both a magnitude (length) and a direction. While it seems clear that the magnitude of $\vec{0}$ should be 0, it is not clear what its direction is. As we shall see, the direction of $\vec{0}$ is in fact undefined, but this minor hiccup in the natural flow of things is worth the benefits we reap by including $\vec{0}$ in our discussions. We have the following theorem.

THEOREM 11.18. Properties of Vector Addition

- **Commutative Property:** For all vectors \vec{v} and \vec{w} , $\vec{v} + \vec{w} = \vec{w} + \vec{v}$.
- **Associative Property:** For all vectors \vec{u}, \vec{v} and \vec{w} , $(\vec{u} + \vec{v}) + \vec{w} = \vec{u} + (\vec{v} + \vec{w})$.
- **Identity Property:** The vector $\vec{0}$ acts as the additive identity for vector addition. That is, for all vectors \vec{v} ,

$$\vec{v} + \vec{0} = \vec{0} + \vec{v} = \vec{v}.$$

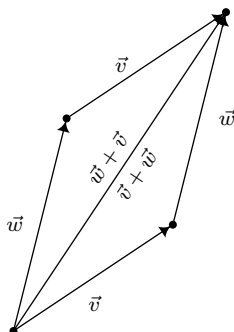
- **Inverse Property:** Every vector \vec{v} has a unique additive inverse, denoted $-\vec{v}$. That is, for every vector \vec{v} , there is a vector $-\vec{v}$ so that

$$\vec{v} + (-\vec{v}) = (-\vec{v}) + \vec{v} = \vec{0}.$$

The properties in Theorem 11.18 are easily verified using the definition of vector addition.⁵ For the commutative property, we note that if $\vec{v} = \langle v_1, v_2 \rangle$ and $\vec{w} = \langle w_1, w_2 \rangle$ then

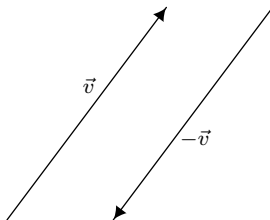
$$\begin{aligned}\vec{v} + \vec{w} &= \langle v_1, v_2 \rangle + \langle w_1, w_2 \rangle \\ &= \langle v_1 + w_1, v_2 + w_2 \rangle \\ &= \langle w_1 + v_1, w_2 + v_2 \rangle \\ &= \vec{w} + \vec{v}\end{aligned}$$

Geometrically, we can ‘see’ the commutative property by realizing that the sums $\vec{v} + \vec{w}$ and $\vec{w} + \vec{v}$ are the same directed diagonal determined by the parallelogram below.



Demonstrating the commutative property of vector addition.

The proofs of the associative and identity properties proceed similarly, and the reader is encouraged to verify them and provide accompanying diagrams. The existence and uniqueness of the additive inverse is yet another property inherited from the real numbers. Given a vector $\vec{v} = \langle v_1, v_2 \rangle$, suppose we wish to find a vector $\vec{w} = \langle w_1, w_2 \rangle$ so that $\vec{v} + \vec{w} = \vec{0}$. By the definition of vector addition, we have $\langle v_1 + w_1, v_2 + w_2 \rangle = \langle 0, 0 \rangle$, and hence, $v_1 + w_1 = 0$ and $v_2 + w_2 = 0$. We get $w_1 = -v_1$ and $w_2 = -v_2$ so that $\vec{w} = \langle -v_1, -v_2 \rangle$. Hence, \vec{v} has an additive inverse, and moreover, it is unique and can be obtained by the formula $-\vec{v} = \langle -v_1, -v_2 \rangle$. Geometrically, the vectors $\vec{v} = \langle v_1, v_2 \rangle$ and $-\vec{v} = \langle -v_1, -v_2 \rangle$ have the same length, but opposite directions. As a result, when adding the vectors geometrically, the sum $\vec{v} + (-\vec{v})$ results in starting at the initial point of \vec{v} and ending back at the initial point of \vec{v} , or in other words, the net result of moving \vec{v} then $-\vec{v}$ is not moving at all.



Using the additive inverse of a vector, we can define the difference of two vectors, $\vec{v} - \vec{w} = \vec{v} + (-\vec{w})$. If $\vec{v} = \langle v_1, v_2 \rangle$ and $\vec{w} = \langle w_1, w_2 \rangle$ then

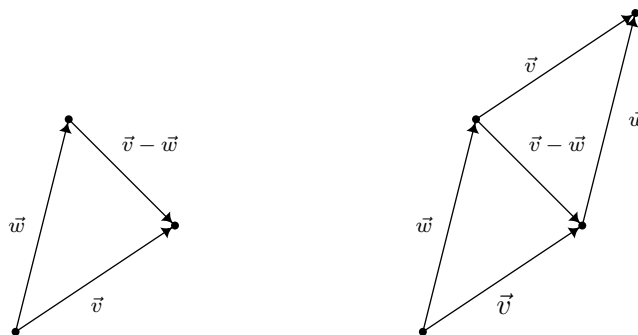
⁵The interested reader is encouraged to compare Theorem 11.18 and the ensuing discussion with Theorem 8.3 in Section 8.3 and the discussion there.

$$\begin{aligned}
 \vec{v} - \vec{w} &= \vec{v} + (-\vec{w}) \\
 &= \langle v_1, v_2 \rangle + \langle -w_1, -w_2 \rangle \\
 &= \langle v_1 + (-w_1), v_2 + (-w_2) \rangle \\
 &= \langle v_1 - w_1, v_2 - w_2 \rangle
 \end{aligned}$$

In other words, like vector addition, vector subtraction works component-wise. To interpret the vector $\vec{v} - \vec{w}$ geometrically, we note

$$\begin{aligned}
 \vec{w} + (\vec{v} - \vec{w}) &= \vec{w} + (\vec{v} + (-\vec{w})) && \text{Definition of Vector Subtraction} \\
 &= \vec{w} + ((-\vec{w}) + \vec{v}) && \text{Commutativity of Vector Addition} \\
 &= (\vec{w} + (-\vec{w})) + \vec{v} && \text{Associativity of Vector Addition} \\
 &= \vec{0} + \vec{v} && \text{Definition of Additive Inverse} \\
 &= \vec{v} && \text{Definition of Additive Identity}
 \end{aligned}$$

This means that the ‘net result’ of moving along \vec{w} then moving along $\vec{v} - \vec{w}$ is just \vec{v} itself. From the diagram below, we see that $\vec{v} - \vec{w}$ may be interpreted as the vector whose initial point is the terminal point of \vec{w} and whose terminal point is the terminal point of \vec{v} as depicted below. It is also worth mentioning that in the parallelogram determined by the vectors \vec{v} and \vec{w} , the vector $\vec{v} - \vec{w}$ is one of the diagonals – the other being $\vec{v} + \vec{w}$.

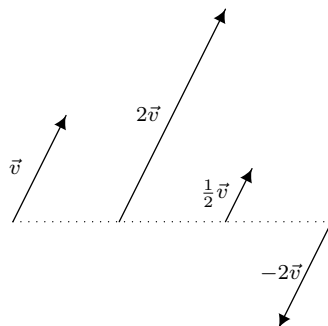


Next, we discuss *scalar* multiplication – that is, taking a real number times a vector. We define scalar multiplication for vectors in the same way we defined it for matrices in Section 8.3.

DEFINITION 11.7. If k is a real number and $\vec{v} = \langle v_1, v_2 \rangle$, we define $k\vec{v}$ by

$$k\vec{v} = k \langle v_1, v_2 \rangle = \langle kv_1, kv_2 \rangle$$

Scalar multiplication by k in vectors can be understood geometrically as scaling the vector (if $k > 0$) or scaling the vector and reversing its direction (if $k < 0$) as demonstrated below.



Note that, by definition 11.7, $(-1)\vec{v} = (-1)\langle v_1, v_2 \rangle = \langle (-1)v_1, (-1)v_2 \rangle = \langle -v_1, -v_2 \rangle = -\vec{v}$. This, and other properties of scalar multiplication are summarized below.

THEOREM 11.19. Properties of Scalar Multiplication

- **Associative Property:** For every vector \vec{v} and scalars k and r , $(kr)\vec{v} = k(r\vec{v})$.
- **Identity Property:** For all vectors \vec{v} , $1\vec{v} = \vec{v}$.
- **Additive Inverse Property:** For all vectors \vec{v} , $-\vec{v} = (-1)\vec{v}$.
- **Distributive Property of Scalar Multiplication over Scalar Addition:** For every vector \vec{v} and scalars k and r ,

$$(k + r)\vec{v} = k\vec{v} + r\vec{v}$$

- **Distributive Property of Scalar Multiplication over Vector Addition:** For all vectors \vec{v} and \vec{w} and scalars k ,

$$k(\vec{v} + \vec{w}) = k\vec{v} + k\vec{w}$$

- **Zero Product Property:** If \vec{v} is vector and k is a scalar, then

$$k\vec{v} = \vec{0} \quad \text{if and only if} \quad k = 0 \quad \text{or} \quad \vec{v} = \vec{0}$$

The proof of Theorem 11.19, like the proof of Theorem 11.18, ultimately boils down to the definition of scalar multiplication and properties of real numbers. For example, to prove the associative property, we let $\vec{v} = \langle v_1, v_2 \rangle$. If k and r are scalars then

$$\begin{aligned} (kr)\vec{v} &= (kr)\langle v_1, v_2 \rangle \\ &= \langle (kr)v_1, (kr)v_2 \rangle && \text{Definition of Scalar Multiplication} \\ &= \langle k(rv_1), k(rv_2) \rangle && \text{Associative Property of Real Number Multiplication} \\ &= k\langle rv_1, rv_2 \rangle && \text{Definition of Scalar Multiplication} \\ &= k(r\langle v_1, v_2 \rangle) && \text{Definition of Scalar Multiplication} \\ &= k(r\vec{v}) \end{aligned}$$

The remaining properties are proved similarly and are left as exercises.

Our next example demonstrates how Theorem 11.19 allows us to do the same kind of algebraic manipulations with vectors as we do with variables – multiplication and division of vectors notwithstanding. If the pedantry seems familiar, it should. This is the same treatment we gave Example 8.3.1 in Section 8.3. As in that example, we spell out the solution in excruciating detail to encourage the reader to think carefully about why each step is justified.

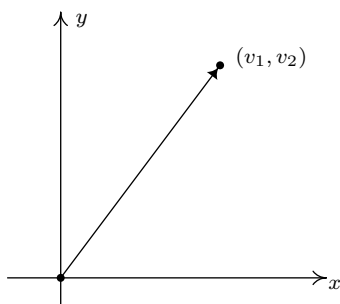
EXAMPLE 11.8.2. Solve $5\vec{v} - 2(\vec{v} + \langle 1, -2 \rangle) = \vec{0}$ for \vec{v} .

SOLUTION.

$$\begin{aligned}
 5\vec{v} - 2(\vec{v} + \langle 1, -2 \rangle) &= \vec{0} \\
 5\vec{v} + (-1)[2(\vec{v} + \langle 1, -2 \rangle)] &= \vec{0} \\
 5\vec{v} + [(-1)(2)](\vec{v} + \langle 1, -2 \rangle) &= \vec{0} \\
 5\vec{v} + (-2)(\vec{v} + \langle 1, -2 \rangle) &= \vec{0} \\
 5\vec{v} + [(-2)\vec{v} + (-2)\langle 1, -2 \rangle] &= \vec{0} \\
 5\vec{v} + [(-2)\vec{v} + \langle (-2)(1), (-2)(-2) \rangle] &= \vec{0} \\
 [5\vec{v} + (-2)\vec{v}] + \langle -2, 4 \rangle &= \vec{0} \\
 (5 + (-2))\vec{v} + \langle -2, 4 \rangle &= \vec{0} \\
 3\vec{v} + \langle -2, 4 \rangle &= \vec{0} \\
 (3\vec{v} + \langle -2, 4 \rangle) + (-\langle -2, 4 \rangle) &= \vec{0} + (-\langle -2, 4 \rangle) \\
 3\vec{v} + [\langle -2, 4 \rangle + (-\langle -2, 4 \rangle)] &= \vec{0} + (-1)\langle -2, 4 \rangle \\
 3\vec{v} + \vec{0} &= \vec{0} + \langle (-1)(-2), (-1)(4) \rangle \\
 3\vec{v} &= \langle 2, -4 \rangle \\
 \frac{1}{3}(3\vec{v}) &= \frac{1}{3}\langle 2, -4 \rangle \\
 [(\frac{1}{3})(3)]\vec{v} &= \langle (\frac{1}{3})(2), (\frac{1}{3})(-4) \rangle \\
 1\vec{v} &= \langle \frac{2}{3}, -\frac{4}{3} \rangle \\
 \vec{v} &= \langle \frac{2}{3}, -\frac{4}{3} \rangle
 \end{aligned}$$

□

A vector whose initial point is $(0, 0)$ is said to be in **standard position**. If $\vec{v} = \langle v_1, v_2 \rangle$ is plotted in standard position, then its terminal point is necessarily (v_1, v_2) . (Once more, think about this before reading on.)



$\vec{v} = \langle v_1, v_2 \rangle$ in standard position.

Plotting a vector in standard position enables us to more easily quantify the concepts of magnitude and direction of the vector. We can convert the point (v_1, v_2) in rectangular coordinates to a pair (r, θ) in polar coordinates where $r \geq 0$. The magnitude of \vec{v} , which we said earlier was length of the directed line segment, is $r = \sqrt{v_1^2 + v_2^2}$ and is denoted by $\|\vec{v}\|$. From Section 11.4, we know $v_1 = r \cos(\theta) = \|\vec{v}\| \cos(\theta)$ and $v_2 = r \sin(\theta) = \|\vec{v}\| \sin(\theta)$. From the definition of scalar multiplication and vector equality, we get

$$\begin{aligned}\vec{v} &= \langle v_1, v_2 \rangle \\ &= \langle \|\vec{v}\| \cos(\theta), \|\vec{v}\| \sin(\theta) \rangle \\ &= \|\vec{v}\| \langle \cos(\theta), \sin(\theta) \rangle\end{aligned}$$

This motivates the following definition.

DEFINITION 11.8. Suppose \vec{v} is a vector with component form $\vec{v} = \langle v_1, v_2 \rangle$. Let (r, θ) be a polar representation of the point with rectangular coordinates (v_1, v_2) with $r \geq 0$.

- The **magnitude** of \vec{v} , denoted $\|\vec{v}\|$, is given by $\|\vec{v}\| = r = \sqrt{v_1^2 + v_2^2}$
- If $\vec{v} \neq \vec{0}$, the **(vector) direction** of \vec{v} , denoted \hat{v} is given by $\hat{v} = \langle \cos(\theta), \sin(\theta) \rangle$

A few remarks are in order. First, we note that if $\vec{v} \neq \vec{0}$ then even though there are infinitely many angles θ which satisfy Definition 11.8, the stipulation $r > 0$ means that all of the angles are coterminal. Hence, if θ and θ' both satisfy the conditions of Definition 11.8, then $\cos(\theta) = \cos(\theta')$ and $\sin(\theta) = \sin(\theta')$, and as such, $\langle \cos(\theta), \sin(\theta) \rangle = \langle \cos(\theta'), \sin(\theta') \rangle$ making \hat{v} is well-defined.⁶ If $\vec{v} = \vec{0}$, then $\vec{v} = \langle 0, 0 \rangle$, and we know from Section 11.4 that $(0, \theta)$ is a polar representation for the origin for any angle θ . For this reason, $\hat{0}$ is undefined. The following theorem summarizes the important facts about the magnitude and direction of a vector.

THEOREM 11.20. Properties of Magnitude and Direction: Suppose \vec{v} is a vector.

- $\|\vec{v}\| \geq 0$ and $\|\vec{v}\| = 0$ if and only if $\vec{v} = \vec{0}$
- For all scalars k , $\|k\vec{v}\| = |k|\|\vec{v}\|$.
- If $\vec{v} \neq \vec{0}$ then $\vec{v} = \|\vec{v}\|\hat{v}$, so that $\hat{v} = \left(\frac{1}{\|\vec{v}\|}\right)\vec{v}$.

The proof of the first property in Theorem 11.20 is a direct consequence of the definition of $\|\vec{v}\|$. If $\vec{v} = \langle v_1, v_2 \rangle$, then $\|\vec{v}\| = \sqrt{v_1^2 + v_2^2}$ which is by definition greater than or equal to 0. Moreover, $\sqrt{v_1^2 + v_2^2} = 0$ if and only if $v_1^2 + v_2^2 = 0$ if and only if $v_1 = v_2 = 0$. Hence, $\|\vec{v}\| = 0$ if and only if $\vec{v} = \langle 0, 0 \rangle = \vec{0}$, as required.

The second property is a result of the definition of magnitude and scalar multiplication along with a property of radicals. If $\vec{v} = \langle v_1, v_2 \rangle$ and k is a scalar then

⁶If this all looks familiar, it should. The interested reader is invited to compare Definition 11.8 to Definition 11.2 in Section 11.7.

$$\begin{aligned}
\|k \vec{v}\| &= \|k \langle v_1, v_2 \rangle\| \\
&= \|\langle kv_1, kv_2 \rangle\| && \text{Definition of scalar multiplication} \\
&= \sqrt{(kv_1)^2 + (kv_2)^2} && \text{Definition of magnitude} \\
&= \sqrt{k^2v_1^2 + k^2v_2^2} \\
&= \sqrt{k^2(v_1^2 + v_2^2)} \\
&= \sqrt{k^2} \sqrt{v_1^2 + v_2^2} && \text{Product Rule for Radicals} \\
&= |k| \sqrt{v_1^2 + v_2^2} && \text{Since } \sqrt{k^2} = |k| \\
&= |k| \|\vec{v}\|
\end{aligned}$$

The equation $\vec{v} = \|\vec{v}\|\hat{v}$ in Theorem 11.20 is a consequence of the definitions of $\|\vec{v}\|$ and \hat{v} and was worked out in the discussion just prior to Definition 11.8 on page 866. In words, the equation $\vec{v} = \|\vec{v}\|\hat{v}$ says that any given vector is the product of its magnitude and its direction – an important concept to keep in mind when studying and using vectors. The equation $\hat{v} = \left(\frac{1}{\|\vec{v}\|}\right)\vec{v}$ is a result of solving $\vec{v} = \|\vec{v}\|\hat{v}$ for \hat{v} by multiplying both sides of the equation by $\frac{1}{\|\vec{v}\|}$ and using the properties of Theorem 11.19.⁷ We are overdue for an example.

EXAMPLE 11.8.3.

1. Find the component form of the vector \vec{v} which has a length of 5 units and which, when plotted in standard position, lies in Quadrant II making a 60° angle with the negative x -axis.⁸
2. For the vectors $\vec{v} = \langle 3, 4 \rangle$ and $\vec{w} = \langle 1, -2 \rangle$, find the following.

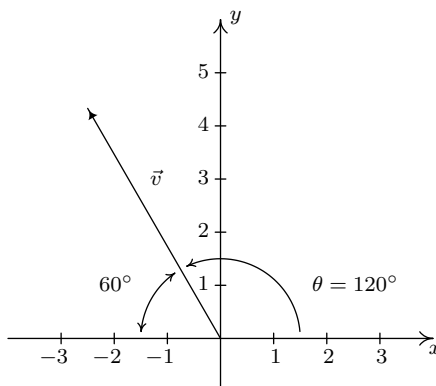
$$(a) \hat{v} \qquad (b) \|\vec{v}\| - 2\|\vec{w}\| \qquad (c) \|\vec{v} - 2\vec{w}\| \qquad (d) \|\hat{w}\|$$

SOLUTION.

1. We are told that $\|\vec{v}\| = 5$ and are given information about its direction, so we can use the formula $\vec{v} = \|\vec{v}\|\hat{v}$ to get the component form of \vec{v} . To determine \hat{v} , we appeal to Definition 11.8. We are told that \vec{v} lies in Quadrant II and makes a 60° angle with the negative x -axis, so the polar form of the terminal point of \vec{v} , when plotted in standard position is $(5, 120^\circ)$. (See the diagram below.) Thus $\hat{v} = \langle \cos(120^\circ), \sin(120^\circ) \rangle = \left\langle -\frac{1}{2}, \frac{\sqrt{3}}{2} \right\rangle$, so $\vec{v} = \|\vec{v}\|\hat{v} = 5 \left\langle -\frac{1}{2}, \frac{\sqrt{3}}{2} \right\rangle = \left\langle -\frac{5}{2}, \frac{5\sqrt{3}}{2} \right\rangle$.

⁷Of course, to go from $\vec{v} = \|\vec{v}\|\hat{v}$ to $\hat{v} = \left(\frac{1}{\|\vec{v}\|}\right)\vec{v}$, we are essentially ‘dividing both sides’ of the equation by the scalar $\|\vec{v}\|$. The authors encourage the reader, however, to work out the details carefully to gain an appreciation of the properties in play.

⁸Due to the utility of vectors in ‘real-world’ applications, we will usually use degree measure for the angle when giving the vector’s direction.



2. (a) Since we are given the component form of \vec{v} , we'll use the formula $\hat{v} = \left(\frac{1}{\|\vec{v}\|}\right) \vec{v}$. For $\vec{v} = \langle 3, 4 \rangle$, we have $\|\vec{v}\| = \sqrt{3^2 + 4^2} = \sqrt{25} = 5$. Hence, $\hat{v} = \frac{1}{5} \langle 3, 4 \rangle = \langle \frac{3}{5}, \frac{4}{5} \rangle$.
- (b) We know from our work above that $\|\vec{v}\| = 5$, so to find $\|\vec{v}\| - 2\|\vec{w}\|$, we need only find $\|\vec{w}\|$. Since $\vec{w} = \langle 1, -2 \rangle$, we get $\|\vec{w}\| = \sqrt{1^2 + (-2)^2} = \sqrt{5}$. Hence, $\|\vec{v}\| - 2\|\vec{w}\| = 5 - 2\sqrt{5}$.
- (c) In the expression $\|\vec{v} - 2\vec{w}\|$, notice that the arithmetic on the vectors comes first, then the magnitude. Hence, our first step is to find the component form of the vector $\vec{v} - 2\vec{w}$. We get $\vec{v} - 2\vec{w} = \langle 3, 4 \rangle - 2 \langle 1, -2 \rangle = \langle 1, 8 \rangle$. Hence, $\|\vec{v} - 2\vec{w}\| = \|\langle 1, 8 \rangle\| = \sqrt{1^2 + 8^2} = \sqrt{65}$.
- (d) To find $\|\hat{w}\|$, we first need \hat{w} . Using the formula $\hat{w} = \left(\frac{1}{\|\vec{w}\|}\right) \vec{w}$ along with $\|\vec{w}\| = \sqrt{5}$, which we found in the previous problem, we get $\hat{w} = \frac{1}{\sqrt{5}} \langle 1, -2 \rangle = \left\langle \frac{1}{\sqrt{5}}, -\frac{2}{\sqrt{5}} \right\rangle = \left\langle \frac{\sqrt{5}}{5}, -\frac{2\sqrt{5}}{5} \right\rangle$. Hence, $\|\hat{w}\| = \sqrt{\left(\frac{\sqrt{5}}{5}\right)^2 + \left(-\frac{2\sqrt{5}}{5}\right)^2} = \sqrt{\frac{5}{25} + \frac{20}{25}} = \sqrt{1} = 1$. \square

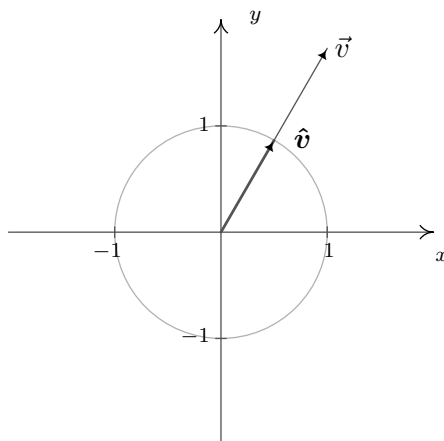
The fact that $\|\hat{w}\| = 1$ in Example 11.8.3 makes \hat{w} an example of a ‘**unit vector**.’ As a result, the vector \hat{w} is often called ‘the unit vector in the direction of \vec{w} .’ We have the following.

DEFINITION 11.9. Unit Vectors: Let \vec{v} be a vector. If $\|\vec{v}\| = 1$, we say that \vec{v} is a **unit vector**.

If \vec{v} is a unit vector, then necessarily, $\vec{v} = \|\vec{v}\|\hat{v} = 1 \cdot \hat{v} = \hat{v}$. Conversely, we leave it as an exercise to show that $\hat{v} = \left(\frac{1}{\|\vec{v}\|}\right) \vec{v}$ is a unit vector for any nonzero vector \vec{v} .⁹ In practice, if \vec{v} is a unit vector we write it as \hat{v} as opposed to \vec{v} because we have reserved the ‘ $\hat{}$ ’ notation for unit vectors. The process of multiplying a nonzero vector by the factor $\frac{1}{\|\vec{v}\|}$ to produce a unit vector is called ‘**normalizing** the vector’. The terminal points of unit vectors, when plotted in standard position, lie on the Unit Circle. (You should take the time to show this.) As a result, we visualize normalizing a nonzero vector \vec{v} as shrinking¹⁰ its terminal point, when plotted in standard position, back to the unit circle as seen below.

⁹One proof uses the properties of scalar multiplication and magnitude. If $\vec{v} \neq \vec{0}$, consider $\|\hat{v}\| = \left\| \left(\frac{1}{\|\vec{v}\|}\right) \vec{v} \right\|$. Use the fact that $\|\vec{v}\| \geq 0$ is a scalar and consider factoring.

¹⁰...if $\|\vec{v}\| > 1$...



Visualizing vector normalization $\hat{v} = \left(\frac{1}{\|\vec{v}\|}\right) \vec{v}$

Of all of the unit vectors, two deserve special mention.

DEFINITION 11.10. The Principal Unit Vectors:

- The vector \hat{i} is defined by $\hat{i} = \langle 1, 0 \rangle$
- The vector \hat{j} is defined by $\hat{j} = \langle 0, 1 \rangle$

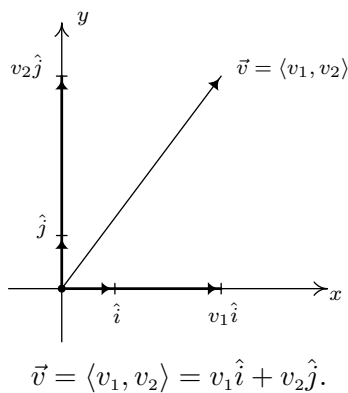
We can think of the vector \hat{i} as representing the positive x -direction, while \hat{j} represents the positive y -direction. We have the following ‘decomposition’ theorem.¹¹

THEOREM 11.21. Principal Vector Decomposition Theorem: Let \vec{v} be a vector with component form $\vec{v} = \langle v_1, v_2 \rangle$. Then $\vec{v} = v_1 \hat{i} + v_2 \hat{j}$.

The proof of Theorem 11.21 is straightforward. Since $\hat{i} = \langle 1, 0 \rangle$ and $\hat{j} = \langle 0, 1 \rangle$, we have from the definition of scalar multiplication and vector addition that

$$v_1 \hat{i} + v_2 \hat{j} = v_1 \langle 1, 0 \rangle + v_2 \langle 0, 1 \rangle = \langle v_1, 0 \rangle + \langle 0, v_2 \rangle = \langle v_1, v_2 \rangle = \vec{v}$$

Geometrically, the situation looks like this:

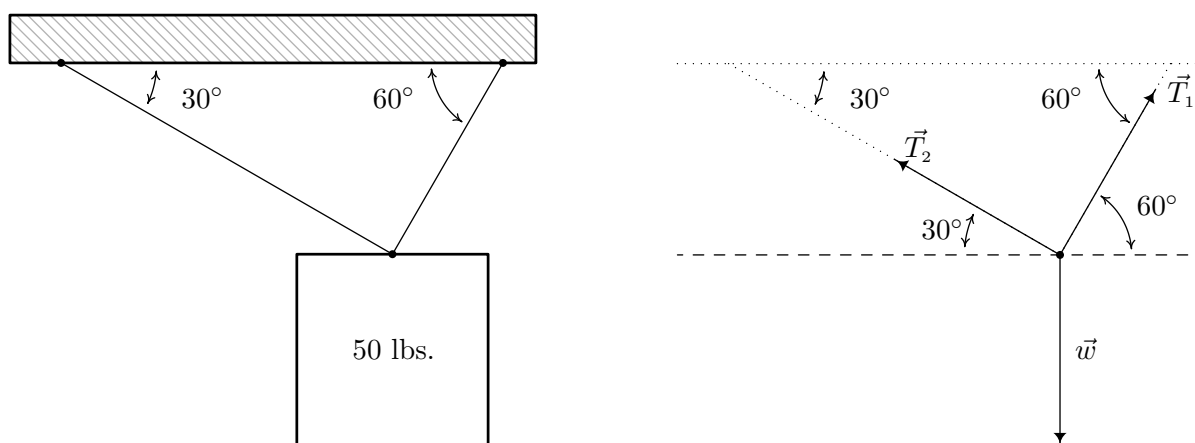


¹¹We will see a generalization of Theorem 11.21 in Section 11.9. Stay tuned!

We conclude this section with a classic example which demonstrates how vectors are used to model forces. A ‘force’ is defined as a ‘push’ or a ‘pull.’ The intensity of the push or pull is the magnitude of the force, and is measured in Newtons (N) in the SI system or pounds (lbs.) in the English system. The following example uses all of the concepts in this section, and is worth studying in detail.

EXAMPLE 11.8.4. A 50 pound speaker is suspended from the ceiling by two support braces. If one of them makes a 60° angle with the ceiling and the other makes a 30° angle with the ceiling, what are the tensions on each of the supports?

SOLUTION. We represent the problem schematically below and then provide the corresponding vector diagram.



We have three forces acting on the speaker: the weight of the speaker, which we'll call \vec{w} , pulling the speaker directly downward, and the forces on the support rods, which we'll call \vec{T}_1 and \vec{T}_2 (for ‘tensions’) acting upward at angles 60° and 30° , respectively. We are looking for the tensions on the support, which are the magnitudes $\|\vec{T}_1\|$ and $\|\vec{T}_2\|$. In order for the speaker to remain stationary,¹² we require $\vec{w} + \vec{T}_1 + \vec{T}_2 = \vec{0}$. Viewing the common initial point of these vectors as the origin and the dashed line as the x -axis, we use Theorem 11.20 to get component representations for the three vectors involved. We can model the weight of the speaker as a vector pointing directly downwards with a magnitude of 50 pounds. That is, $\|\vec{w}\| = 50$ and $\hat{w} = -\hat{j} = \langle 0, -1 \rangle$. Hence, $\vec{w} = 50 \langle 0, -1 \rangle = \langle 0, -50 \rangle$. For the force in the first support, we get

$$\begin{aligned} \vec{T}_1 &= \|\vec{T}_1\| \langle \cos(60^\circ), \sin(60^\circ) \rangle \\ &= \left\langle \frac{\|\vec{T}_1\|}{2}, \frac{\|\vec{T}_1\|\sqrt{3}}{2} \right\rangle \end{aligned}$$

For the second support, we note that the angle 30° is measured from the negative x -axis, so the angle needed to write \vec{T}_2 in component form is 150° . Hence

¹²This is the criteria for ‘static equilibrium’.

$$\begin{aligned}\vec{T}_2 &= \|\vec{T}_2\| \langle \cos(150^\circ), \sin(150^\circ) \rangle \\ &= \left\langle -\frac{\|\vec{T}_2\|\sqrt{3}}{2}, \frac{\|\vec{T}_2\|}{2} \right\rangle\end{aligned}$$

The requirement $\vec{w} + \vec{T}_1 + \vec{T}_2 = \vec{0}$ gives us this system of vector equations.

$$\begin{aligned}\vec{w} + \vec{T}_1 + \vec{T}_2 &= \vec{0} \\ \langle 0, -50 \rangle + \left\langle \frac{\|\vec{T}_1\|}{2}, \frac{\|\vec{T}_1\|\sqrt{3}}{2} \right\rangle + \left\langle -\frac{\|\vec{T}_2\|\sqrt{3}}{2}, \frac{\|\vec{T}_2\|}{2} \right\rangle &= \langle 0, 0 \rangle \\ \left\langle \frac{\|\vec{T}_1\|}{2} - \frac{\|\vec{T}_2\|\sqrt{3}}{2}, \frac{\|\vec{T}_1\|\sqrt{3}}{2} + \frac{\|\vec{T}_2\|}{2} - 50 \right\rangle &= \langle 0, 0 \rangle\end{aligned}$$

Equating the corresponding components of the vectors on each side, we get a system of linear equations in the variables $\|\vec{T}_1\|$ and $\|\vec{T}_2\|$.

$$\begin{cases} (E1) & \frac{\|\vec{T}_1\|}{2} - \frac{\|\vec{T}_2\|\sqrt{3}}{2} = 0 \\ (E2) & \frac{\|\vec{T}_1\|\sqrt{3}}{2} + \frac{\|\vec{T}_2\|}{2} - 50 = 0 \end{cases}$$

From (E1), we get $\|\vec{T}_1\| = \|\vec{T}_2\|\sqrt{3}$. Substituting that into (E2) gives $\frac{(\|\vec{T}_2\|\sqrt{3})\sqrt{3}}{2} + \frac{\|\vec{T}_2\|}{2} - 50 = 0$ which yields $2\|\vec{T}_2\| - 50 = 0$. Hence, $\|\vec{T}_2\| = 25$ pounds and $\|\vec{T}_1\| = \|\vec{T}_2\|\sqrt{3} = 25\sqrt{3}$ pounds. \square

11.8.1 EXERCISES

1. Let $\vec{v} = \left\langle -\frac{3}{5}, \frac{4}{5} \right\rangle$ and $\vec{w} = \langle 7, 24 \rangle$. Compute the following and state whether the result is a vector or a scalar.

(a) $\vec{v} + \vec{w}$

(e) $\|\vec{v}\| + \|\vec{w}\|$

(i) $\|\vec{w}\| \langle 1, -2 \rangle$

(b) $5\vec{v} - \vec{w}$

(f) $-3\vec{v} + 2\vec{w}$

(j) $\frac{1}{\|\vec{w}\|} \vec{w}$

(c) $\|\vec{v}\|$

(g) $-6\|\vec{v}\|$

(k) $\left\| \frac{1}{\|\vec{w}\|} \vec{w} \right\|$

(d) $\|\vec{v} + \vec{w}\|$

(h) $\| -6\vec{v} \|$

2. Let \vec{a} be the vector of length 117 that when drawn in standard position makes a 174° angle with the positive x -axis. Write \vec{a} in component form, that is, write \vec{a} as $\langle a_1, a_2 \rangle$. Round your approximations to three decimal places.
3. Let \vec{b} be the vector of length 42 that when drawn in standard position makes a 298° angle with the positive x -axis. Write \vec{b} in component form, that is, write \vec{b} as $\langle b_1, b_2 \rangle$. Round your approximations to three decimal places.
4. Using \vec{a} from Exercise 2 and \vec{b} from Exercise 3 above, find the length of $\vec{v} = \vec{a} + \vec{b}$ and the angle θ that \vec{v} makes with the positive x -axis when drawn in standard position. Round your approximations to three decimal places.
5. Let $\vec{v} = \langle v_1, v_2 \rangle$ be any non-zero vector. Show that $\frac{1}{\|\vec{v}\|} \vec{v}$ has length 1.
6. A 300 pound metal star is hanging on two cables which are attached to the ceiling. The left hand cable makes a 72° angle with the ceiling while the right hand cable makes a 18° angle with the ceiling. What is the tension on each of the cables?
7. (Yet another classic application) A small boat leaves the dock at Camp DuNuthin and heads across the Nessie River at 17 miles per hour (This speed is with respect to the water.) while maintaining a bearing of S 68° W. (Thus we can think of the front of the boat as always pointing toward that heading.) The river is flowing due east at 8 miles per hour. What is the boat's true speed and heading? Express the heading as a bearing. (Hint: Model the boat's speed and course across smooth water by the vector \vec{b} which has magnitude $\|\vec{b}\| = 17$ and makes a 68° with the negative y -axis in Quadrant III. The river current is given by $\vec{r} = \langle 8, 0 \rangle$ because we need $\|\vec{r}\| = 8$ with its direction along the positive x -axis. The true course of the boat is given by $\vec{b} + \vec{r}$. Finding the length and direction of $\vec{b} + \vec{r}$ is analogous to the computations in Exercise 4 above.)
8. In calm air, a plane flying from the Pedimaxus International Airport can reach Cliffs of Insanity Point in two hours by following a bearing of N 8.2° E at 96 miles an hour. (The distance between the airport and the cliffs is 192 miles.) If the wind is blowing from the

southeast at 25 miles per hour, what speed and bearing should the pilot take so that she makes the trip in two hours along the original heading?

9. (A variation of the classic ‘two tugboats’ problem.) Two drunken college students have filled an empty beer keg with rocks and tied ropes to it in order to drag it down the street in the middle of the night. The stronger of the two students pulls with a force of 100 pounds at a heading of $N77^\circ E$ and the other pulls at a heading of $S68^\circ E$. What force should the weaker student apply to his rope so that the keg of rocks heads due east? What resultant force is applied to the keg?
10. Emboldened by the success of their late night keg pull in Exercise 9 above, our intrepid young scholars have decided to pay homage to the chariot race scene from the movie ‘Ben-Hur’ by tying three ropes to a couch, loading the couch with all but one of their friends and pulling it due west down the street. The first rope points $N80^\circ W$, the second points due west and the third points $S80^\circ W$. The force applied to the first rope is 100 pounds, the force applied to the second rope is 40 pounds and the force applied (by the non-riding friend) to the third rope is 160 pounds. They need the resultant force to be at least 300 pounds otherwise the couch won’t move. Does it move? If so, is it heading due west?
11. We say that two non-zero vectors \vec{v} and \vec{w} are **parallel** if they have same or opposite directions. That is, $\vec{v} \neq \vec{0}$ and $\vec{w} \neq \vec{0}$ are parallel if either $\hat{v} = \hat{w}$ or $\hat{v} = -\hat{w}$. Show that this means $\vec{v} = k\vec{w}$ for some non-zero scalar k and that $k > 0$ if the vectors have the same direction and $k < 0$ if they point in opposite directions.
12. The goal of this exercise is to use vectors to describe non-vertical lines in the plane. To that end, consider the line $y = 2x - 4$. Let $\vec{v}_0 = \langle 0, -4 \rangle$ and let $\vec{s} = \langle 1, 2 \rangle$. Let t be any real number. Show that the vector defined by $\vec{v} = \vec{v}_0 + t\vec{s}$, when drawn in standard position, has its terminal point on the line $y = 2x - 4$. (Hint: Show that $\vec{v}_0 + t\vec{s} = \langle t, 2t - 4 \rangle$ for any real number t .) Now consider the non-vertical line $y = mx + b$. Repeat the previous analysis with $\vec{v}_0 = \langle 0, b \rangle$ and let $\vec{s} = \langle 1, m \rangle$. Thus any non-vertical line can be thought of as a collection of terminal points of the vector sum of $\langle 0, b \rangle$ (the position vector of the y -intercept) and a scalar multiple of the slope vector $\vec{s} = \langle 1, m \rangle$.
13. Prove the associative and identity properties of vector addition in Theorem 11.18.
14. Prove the properties of scalar multiplication in Theorem 11.19.

11.8.2 ANSWERS

1. (a) $\vec{v} + \vec{w} = \left\langle \frac{32}{5}, \frac{124}{5} \right\rangle$ vector
 - (b) $5\vec{v} - \vec{w} = \langle -10, -20 \rangle$ vector
 - (c) $\|\vec{v}\| = 1$ scalar
 - (d) $\|\vec{v} + \vec{w}\| = 4\sqrt{41}$ scalar
 - (e) $\|\vec{v}\| + \|\vec{w}\| = 26$ scalar
 - (f) $-3\vec{v} + 2\vec{w} = \left\langle \frac{79}{5}, \frac{228}{5} \right\rangle$ vector
 - (g) $-6\|\vec{v}\| = -6$ scalar
 - (h) $\| -6\vec{v} \| = 6$ scalar
 - (i) $\|\vec{w}\| \langle 1, -2 \rangle = \langle 25, -50 \rangle$ vector
 - (j) $\frac{1}{\|\vec{w}\|} \vec{w} = \left\langle \frac{7}{25}, \frac{24}{25} \right\rangle$ vector
 - (k) $\left\| \frac{1}{\|\vec{w}\|} \vec{w} \right\| = 1$ scalar
2. $\vec{a} = \langle 117 \cos(174^\circ), 117 \sin(174^\circ) \rangle \approx \langle -116.359, 12.230 \rangle$
 3. $\vec{b} = \langle 42 \cos(298^\circ), 42 \sin(298^\circ) \rangle \approx \langle 19.718, -37.084 \rangle$
 4. $\vec{v} = \vec{a} + \vec{b} \approx \langle -96.641, -24.854 \rangle$ so $\|\vec{v}\| \approx 99.786$ and $\theta \approx 194.423^\circ$
 6. The tension on the left hand cable is 285.317 lbs. and on the right hand cable is 92.705 lbs.
 7. The boat's true speed is about 10 miles per hour at a heading of S50.6°W.
 8. She should fly at 83.46 miles per hour with a heading of N22.1°E
 9. The weaker student should pull about 60.05 pounds. The net force on the keg is about 153 pounds.
 10. The resultant force is only 296.2 pounds so the couch doesn't budge. Even if it did move, the stronger force on the third rope would have made the couch drift slightly to the south as it traveled down the street.

11.9 THE DOT PRODUCT AND PROJECTION

In Section 11.8, we learned how add and subtract vectors and how to multiply vectors by scalars. In this section, we define a product of vectors. We begin with the following definition.

DEFINITION 11.11. Suppose \vec{v} and \vec{w} are vectors whose component forms are $\vec{v} = \langle v_1, v_2 \rangle$ and $\vec{w} = \langle w_1, w_2 \rangle$. The **dot product** of \vec{v} and \vec{w} is given by

$$\vec{v} \cdot \vec{w} = \langle v_1, v_2 \rangle \cdot \langle w_1, w_2 \rangle = v_1 w_1 + v_2 w_2$$

For example, let $\vec{v} = \langle 3, 4 \rangle$ and $\vec{w} = \langle 1, -2 \rangle$. Then $\vec{v} \cdot \vec{w} = \langle 3, 4 \rangle \cdot \langle 1, -2 \rangle = (3)(1) + (4)(-2) = -5$. Note that the dot product takes two *vectors* and produces a *scalar*. For that reason, the quantity $\vec{v} \cdot \vec{w}$ is often called the **scalar product** of \vec{v} and \vec{w} . The dot product enjoys the following properties.

THEOREM 11.22. Properties of the Dot Product

- **Commutative Property:** For all vectors \vec{v} and \vec{w} , $\vec{v} \cdot \vec{w} = \vec{w} \cdot \vec{v}$
- **Distributive Property:** For all vectors \vec{u} , \vec{v} and \vec{w} , $\vec{u} \cdot (\vec{v} + \vec{w}) = \vec{u} \cdot \vec{v} + \vec{u} \cdot \vec{w}$.
- **Scalar Property:** For all vectors \vec{v} and \vec{w} and scalars k , $(k\vec{v}) \cdot \vec{w} = k(\vec{v} \cdot \vec{w}) = \vec{v} \cdot (k\vec{w})$.
- **Relation to Magnitude:** For all vectors \vec{v} , $\vec{v} \cdot \vec{v} = \|\vec{v}\|^2$.

Like most of the theorems involving vectors, the proof of Theorem 11.22 amounts to using the definition of the dot product and properties of real number arithmetic. To show the commutative property for instance, let $\vec{v} = \langle v_1, v_2 \rangle$ and $\vec{w} = \langle w_1, w_2 \rangle$. Then

$$\begin{aligned} \vec{v} \cdot \vec{w} &= \langle v_1, v_2 \rangle \cdot \langle w_1, w_2 \rangle \\ &= v_1 w_1 + v_2 w_2 && \text{Definition of Dot Product} \\ &= w_1 v_1 + w_2 v_2 && \text{Commutativity of Real Number Multiplication} \\ &= \langle w_1, w_2 \rangle \cdot \langle v_1, v_2 \rangle && \text{Definition of Dot Product} \\ &= \vec{w} \cdot \vec{v} \end{aligned}$$

The distributive property is proved similarly and is left as an exercise.

For the scalar property, assume that $\vec{v} = \langle v_1, v_2 \rangle$ and $\vec{w} = \langle w_1, w_2 \rangle$ and k is a scalar. Then

$$\begin{aligned} (k\vec{v}) \cdot \vec{w} &= (k \langle v_1, v_2 \rangle) \cdot \langle w_1, w_2 \rangle \\ &= \langle kv_1, kv_2 \rangle \cdot \langle w_1, w_2 \rangle && \text{Definition of Scalar Multiplication} \\ &= (kv_1)(w_1) + (kv_2)(w_2) && \text{Definition of Dot Product} \\ &= k(v_1 w_1) + k(v_2 w_2) && \text{Associativity of Real Number Multiplication} \\ &= k(v_1 w_1 + v_2 w_2) && \text{Distributive Law of Real Numbers} \\ &= k \langle v_1, v_2 \rangle \cdot \langle w_1, w_2 \rangle && \text{Definition of Dot Product} \\ &= k(\vec{v} \cdot \vec{w}) \end{aligned}$$

We leave $k(\vec{v} \cdot \vec{w}) = \vec{v} \cdot (k\vec{w})$ as an exercise.

For the last property, we note if $\vec{v} = \langle v_1, v_2 \rangle$, then $\vec{v} \cdot \vec{v} = \langle v_1, v_2 \rangle \cdot \langle v_1, v_2 \rangle = v_1^2 + v_2^2 = \|\vec{v}\|^2$, where the last equality comes courtesy of Definition 11.8.

The following example puts Theorem 11.22 to good use. As in Example 11.8.2, we work out the problem in great detail and encourage the reader to supply the justification for each step.

EXAMPLE 11.9.1. Prove the identity: $\|\vec{v} - \vec{w}\|^2 = \|\vec{v}\|^2 - 2(\vec{v} \cdot \vec{w}) + \|\vec{w}\|^2$.

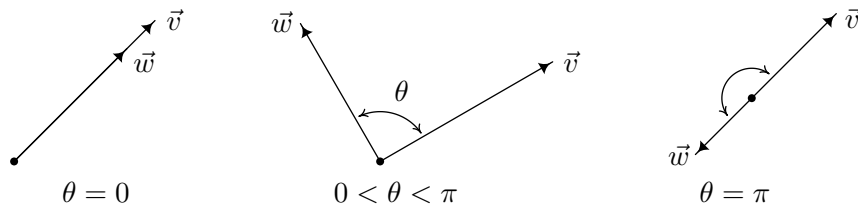
SOLUTION. We begin by rewriting $\|\vec{v} - \vec{w}\|^2$ in terms of the dot product using Theorem 11.22.

$$\begin{aligned}
 \|\vec{v} - \vec{w}\|^2 &= (\vec{v} - \vec{w}) \cdot (\vec{v} - \vec{w}) \\
 &= (\vec{v} + [-\vec{w}]) \cdot (\vec{v} + [-\vec{w}]) \\
 &= (\vec{v} + [-\vec{w}]) \cdot \vec{v} + (\vec{v} + [-\vec{w}]) \cdot [-\vec{w}] \\
 &= \vec{v} \cdot (\vec{v} + [-\vec{w}]) + [-\vec{w}] \cdot (\vec{v} + [-\vec{w}]) \\
 &= \vec{v} \cdot \vec{v} + \vec{v} \cdot [-\vec{w}] + [-\vec{w}] \cdot \vec{v} + [-\vec{w}] \cdot [-\vec{w}] \\
 &= \vec{v} \cdot \vec{v} + \vec{v} \cdot [(-1)\vec{w}] + [(-1)\vec{w}] \cdot \vec{v} + [(-1)\vec{w}] \cdot [(-1)\vec{w}] \\
 &= \vec{v} \cdot \vec{v} + (-1)(\vec{v} \cdot \vec{w}) + (-1)(\vec{w} \cdot \vec{v}) + [(-1)(-1)](\vec{w} \cdot \vec{w}) \\
 &= \vec{v} \cdot \vec{v} + (-1)(\vec{v} \cdot \vec{w}) + (-1)(\vec{v} \cdot \vec{w}) + \vec{w} \cdot \vec{w} \\
 &= \vec{v} \cdot \vec{v} - 2(\vec{v} \cdot \vec{w}) + \vec{w} \cdot \vec{w} \\
 &= \|\vec{v}\|^2 - 2(\vec{v} \cdot \vec{w}) + \|\vec{w}\|^2
 \end{aligned}$$

Hence, $\|\vec{v} - \vec{w}\|^2 = \|\vec{v}\|^2 - 2(\vec{v} \cdot \vec{w}) + \|\vec{w}\|^2$ as required. \square

If we take a step back from the pedantry in Example 11.9.1, we see that the bulk of the work is needed to show $(\vec{v} - \vec{w}) \cdot (\vec{v} - \vec{w}) = \vec{v} \cdot \vec{v} - 2(\vec{v} \cdot \vec{w}) + \vec{w} \cdot \vec{w}$. If this looks familiar, it should. Since the dot product enjoys many of the same properties enjoyed by real numbers, the machinations required to expand $(\vec{v} - \vec{w}) \cdot (\vec{v} - \vec{w})$ for vectors \vec{v} and \vec{w} match those required to expand $(v - w)(v - w)$ for real numbers v and w , and hence we get similar looking results. The identity verified in Example 11.9.1 plays a large role in the development of the geometric properties of the dot product, which we now explore.


Suppose \vec{v} and \vec{w} are two nonzero vectors. If we draw \vec{v} and \vec{w} with the same initial point, we define the **angle between** \vec{v} and \vec{w} to be the angle θ determined by the rays containing the vectors \vec{v} and \vec{w} , as illustrated below. We require $0 \leq \theta \leq \pi$. (Think about why this is needed in the definition.)



The following theorem gives us some insight into the geometric role the dot product plays.

THEOREM 11.23. Geometric Interpretation of Dot Product: If \vec{v} and \vec{w} are nonzero vectors then $\vec{v} \cdot \vec{w} = \|\vec{v}\| \|\vec{w}\| \cos(\theta)$, where θ is the angle between \vec{v} and \vec{w} .

We prove Theorem 11.23 in cases. If $\theta = 0$, then \vec{v} and \vec{w} have the same direction. It follows that there is a real number $k > 0$ so that $\vec{w} = k\vec{v}$.¹ Hence, $\vec{v} \cdot \vec{w} = \vec{v} \cdot (k\vec{v}) = k(\vec{v} \cdot \vec{v}) = k\|\vec{v}\|^2 = k\|\vec{v}\|\|\vec{v}\|$. Since $k > 0$, $k = |k|$, so $k\|\vec{v}\| = |k|\|\vec{v}\| = \|k\vec{v}\|$ by Theorem 11.20. Hence, $k\|\vec{v}\|\|\vec{v}\| = \|\vec{v}\|(k\|\vec{v}\|) = \|\vec{v}\|\|k\vec{v}\| = \|\vec{v}\|\|\vec{w}\|$. Since $\cos(0) = 1$, we get $\vec{v} \cdot \vec{w} = k\|\vec{v}\|\|\vec{v}\| = \|\vec{v}\|\|\vec{w}\| = \|\vec{v}\|\|\vec{w}\|\cos(0)$, proving that the formula holds for $\theta = 0$. If $\theta = \pi$, we repeat the argument with the difference being $\vec{w} = k\vec{v}$ where $k < 0$. In this case, $|k| = -k$, so $k\|\vec{v}\| = -|k|\|\vec{v}\| = -\|k\vec{v}\| = -\|\vec{w}\|$. Since $\cos(\pi) = -1$, we get $\vec{v} \cdot \vec{w} = -\|\vec{v}\|\|\vec{w}\| = \|\vec{v}\|\|\vec{w}\|\cos(\pi)$, as required. Next, if $0 < \theta < \pi$, the vectors \vec{v} , \vec{w} and $\vec{v} - \vec{w}$ determine a triangle with side lengths $\|\vec{v}\|$, $\|\vec{w}\|$ and $\|\vec{v} - \vec{w}\|$, respectively, as seen below.



The Law of Cosines yields $\|\vec{v} - \vec{w}\|^2 = \|\vec{v}\|^2 + \|\vec{w}\|^2 - 2\|\vec{v}\|\|\vec{w}\|\cos(\theta)$. From Example 11.9.1, we know $\|\vec{v} - \vec{w}\|^2 = \|\vec{v}\|^2 - 2(\vec{v} \cdot \vec{w}) + \|\vec{w}\|^2$. Equating these two expressions for $\|\vec{v} - \vec{w}\|^2$ gives $\|\vec{v}\|^2 + \|\vec{w}\|^2 - 2\|\vec{v}\|\|\vec{w}\|\cos(\theta) = \|\vec{v}\|^2 - 2(\vec{v} \cdot \vec{w}) + \|\vec{w}\|^2$ which reduces to $-2\|\vec{v}\|\|\vec{w}\|\cos(\theta) = -2(\vec{v} \cdot \vec{w})$, or $\vec{v} \cdot \vec{w} = \|\vec{v}\|\|\vec{w}\|\cos(\theta)$, as required. An immediate consequence of Theorem 11.23 is the following.

THEOREM 11.24. Let \vec{v} and \vec{w} be nonzero vectors and let θ the angle between \vec{v} and \vec{w} . Then

$$\theta = \arccos\left(\frac{\vec{v} \cdot \vec{w}}{\|\vec{v}\|\|\vec{w}\|}\right) = \arccos(\hat{v} \cdot \hat{w})$$

We obtain the formula in Theorem 11.24 by solving the equation given in Theorem 11.23. Since \vec{v} and \vec{w} are nonzero, so are $\|\vec{v}\|$ and $\|\vec{w}\|$. Hence, we may divide both sides of $\vec{v} \cdot \vec{w} = \|\vec{v}\|\|\vec{w}\|\cos(\theta)$ by $\|\vec{v}\|\|\vec{w}\|$ to get $\cos(\theta) = \frac{\vec{v} \cdot \vec{w}}{\|\vec{v}\|\|\vec{w}\|}$. Since $0 \leq \theta \leq \pi$ by definition, the values of θ exactly match the range of the arccosine function. Hence, $\theta = \arccos\left(\frac{\vec{v} \cdot \vec{w}}{\|\vec{v}\|\|\vec{w}\|}\right)$. Using Theorem 11.22, we can rewrite $\frac{\vec{v} \cdot \vec{w}}{\|\vec{v}\|\|\vec{w}\|} = \left(\frac{1}{\|\vec{v}\|}\vec{v}\right) \cdot \left(\frac{1}{\|\vec{w}\|}\vec{w}\right) = \hat{v} \cdot \hat{w}$, giving us the alternative formula $\theta = \arccos(\hat{v} \cdot \hat{w})$.

We are overdue for an example.

EXAMPLE 11.9.2. Find the angle between the following pairs of vectors.

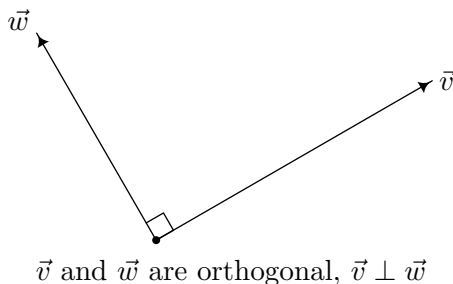
1. $\vec{v} = \langle 3, -3\sqrt{3} \rangle$, and $\vec{w} = \langle -\sqrt{3}, 1 \rangle$
2. $\vec{v} = \langle 2, 2 \rangle$, and $\vec{w} = \langle 5, -5 \rangle$
3. $\vec{v} = \langle 3, -4 \rangle$, and $\vec{w} = \langle 2, 1 \rangle$

SOLUTION. We use the formula $\theta = \arccos\left(\frac{\vec{v} \cdot \vec{w}}{\|\vec{v}\|\|\vec{w}\|}\right)$ from Theorem 11.24 in each case below.

¹Since $\vec{v} = \|\vec{v}\|\hat{v}$ and $\vec{w} = \|\vec{w}\|\hat{w}$, if $\hat{v} = \hat{w}$ then $\vec{w} = \|\vec{w}\|\hat{v} = \frac{\|\vec{w}\|}{\|\vec{v}\|}(\|\vec{v}\|\hat{v}) = \frac{\|\vec{w}\|}{\|\vec{v}\|}\vec{v}$. In this case, $k = \frac{\|\vec{w}\|}{\|\vec{v}\|} > 0$.

1. We have $\vec{v} \cdot \vec{w} = \langle 3, -3\sqrt{3} \rangle \cdot \langle -\sqrt{3}, 1 \rangle = -3\sqrt{3} - 3\sqrt{3} = -6\sqrt{3}$. Since $\|\vec{v}\| = \sqrt{3^2 + (-3\sqrt{3})^2} = \sqrt{36} = 6$ and $\|\vec{w}\| = \sqrt{(-\sqrt{3})^2 + 1^2} = \sqrt{4} = 2$, $\theta = \arccos\left(\frac{-6\sqrt{3}}{12}\right) = \arccos\left(-\frac{\sqrt{3}}{2}\right) = \frac{5\pi}{6}$.
2. For $\vec{v} = \langle 2, 2 \rangle$ and $\vec{w} = \langle 5, -5 \rangle$, we find $\vec{v} \cdot \vec{w} = \langle 2, 2 \rangle \cdot \langle 5, -5 \rangle = 10 - 10 = 0$. Hence, it doesn't matter what $\|\vec{v}\|$ and $\|\vec{w}\|$ are,² $\theta = \arccos\left(\frac{\vec{v} \cdot \vec{w}}{\|\vec{v}\|\|\vec{w}\|}\right) = \arccos(0) = \frac{\pi}{2}$.
3. We find $\vec{v} \cdot \vec{w} = \langle 3, -4 \rangle \cdot \langle 2, 1 \rangle = 6 - 4 = 2$. Also $\|\vec{v}\| = \sqrt{3^2 + (-4)^2} = \sqrt{25} = 5$ and $\|\vec{w}\| = \sqrt{2^2 + 1^2} = \sqrt{5}$, so $\theta = \arccos\left(\frac{2}{5\sqrt{5}}\right) = \arccos\left(\frac{2\sqrt{5}}{25}\right)$. Since $\frac{2\sqrt{5}}{25}$ isn't the cosine of one of the common angles, we leave our answer as $\theta = \arccos\left(\frac{2\sqrt{5}}{25}\right)$. \square

The vectors $\vec{v} = \langle 2, 2 \rangle$, and $\vec{w} = \langle 5, -5 \rangle$ in Example 11.9.2 are called **orthogonal** and we write $\vec{v} \perp \vec{w}$, because the angle between them is $\frac{\pi}{2} = 90^\circ$. Geometrically, when orthogonal vectors are sketched with the same initial point, the lines containing the vectors are perpendicular.



We state the relationship between orthogonal vectors and their dot product in the following theorem.

THEOREM 11.25. The Dot Product Detects Orthogonality: Let \vec{v} and \vec{w} be nonzero vectors. Then $\vec{v} \perp \vec{w}$ if and only if $\vec{v} \cdot \vec{w} = 0$.

To prove Theorem 11.25, we first assume \vec{v} and \vec{w} are nonzero vectors with $\vec{v} \perp \vec{w}$. By definition, the angle between \vec{v} and \vec{w} is $\frac{\pi}{2}$. By Theorem 11.23, $\vec{v} \cdot \vec{w} = \|\vec{v}\|\|\vec{w}\| \cos\left(\frac{\pi}{2}\right) = 0$. Conversely, if \vec{v} and \vec{w} are nonzero vectors and $\vec{v} \cdot \vec{w} = 0$, then Theorem 11.24 gives $\theta = \arccos\left(\frac{\vec{v} \cdot \vec{w}}{\|\vec{v}\|\|\vec{w}\|}\right) = \arccos\left(\frac{0}{\|\vec{v}\|\|\vec{w}\|}\right) = \arccos(0) = \frac{\pi}{2}$, so $\vec{v} \perp \vec{w}$. We can use Theorem 11.25 in the following example to provide a different proof about the relationship between the slopes of perpendicular lines.³

EXAMPLE 11.9.3. Let L_1 be the line $y = m_1x + b_1$ and let L_2 be the line $y = m_2x + b_2$. Prove that L_1 is perpendicular to L_2 if and only if $m_1 \cdot m_2 = -1$.

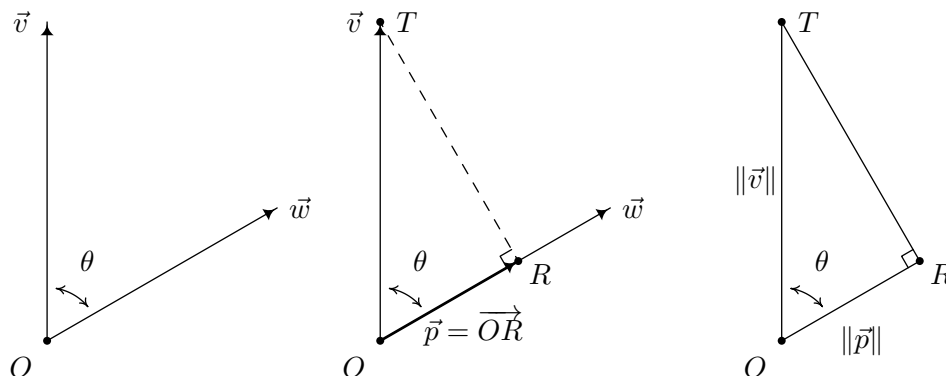
SOLUTION. Our strategy is to find two vectors: \vec{v}_1 , which has the same direction as L_1 , and \vec{v}_2 , which has the same direction as L_2 and show $\vec{v}_1 \perp \vec{v}_2$ if and only if $m_1m_2 = -1$. To that end, we substitute $x = 0$ and $x = 1$ into $y = m_1x + b_1$ to find two points which lie on L_1 , namely $P(0, b_1)$ and $Q(1, m_1 + b_1)$. We let $\vec{v}_1 = \overrightarrow{PQ} = \langle 1 - 0, (m_1 + b_1) - b_1 \rangle = \langle 1, m_1 \rangle$, and note that since \vec{v}_1 is

²Note that there is no 'zero product property' for the dot product since neither \vec{v} nor \vec{w} is $\vec{0}$, yet $\vec{v} \cdot \vec{w} = 0$.

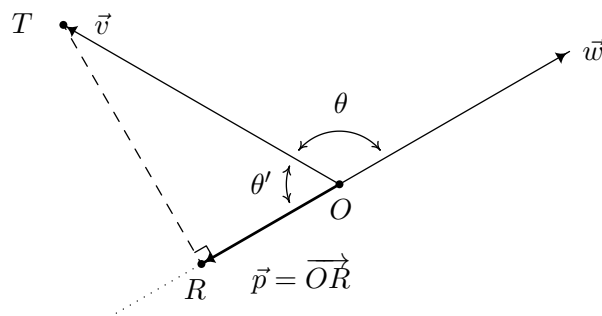
³See Exercise 13 in Section 2.1.

determined by two points on L_1 , it may be viewed as lying on L_1 . Hence it has the same direction as L_1 . Similarly, we get the vector $\vec{v}_2 = \langle 1, m_2 \rangle$ which has the same direction as the line L_2 . Hence, L_1 and L_2 are perpendicular if and only if $\vec{v}_1 \perp \vec{v}_2$. According to Theorem 11.25, $\vec{v}_1 \perp \vec{v}_2$ if and only if $\vec{v}_1 \cdot \vec{v}_2 = 0$. Notice that $\vec{v}_1 \cdot \vec{v}_2 = \langle 1, m_1 \rangle \cdot \langle 1, m_2 \rangle = 1 + m_1 m_2$. Hence, $\vec{v}_1 \cdot \vec{v}_2 = 0$ if and only if $1 + m_1 m_2 = 0$, which is true if and only if $m_1 m_2 = -1$, as required. \square

While Theorem 11.25 certainly gives us some insight into what the dot product means geometrically, there is more to the story of the dot product. Consider the two nonzero vectors \vec{v} and \vec{w} drawn with a common initial point O below. For the moment, assume the angle between \vec{v} and \vec{w} , which we'll denote θ , is acute. We wish to develop a formula for the vector \vec{p} , indicated below, which is called the **orthogonal projection of \vec{v} onto \vec{w}** . The vector \vec{p} is obtained geometrically as follows: drop a perpendicular from the terminal point T of \vec{v} to the vector \vec{w} and call the point of intersection R . The vector \vec{p} is then defined as $\vec{p} = \overrightarrow{OR}$. Like any vector, \vec{p} is determined by its magnitude $\|\vec{p}\|$ and its direction \hat{p} according to the formula $\vec{p} = \|\vec{p}\|\hat{p}$. Since we want \hat{p} to have the same direction as \vec{w} , we have $\hat{p} = \hat{w}$. To determine $\|\vec{p}\|$, we make use of Theorem 10.4 as applied to the right triangle $\triangle ORT$. We find $\cos(\theta) = \frac{\|\vec{p}\|}{\|\vec{v}\|}$, or $\|\vec{p}\| = \|\vec{v}\| \cos(\theta)$. To get things in terms of just \vec{v} and \vec{w} , we use Theorem 11.23 to get $\|\vec{p}\| = \|\vec{v}\| \cos(\theta) = \frac{\|\vec{v}\|\|\vec{w}\|\cos(\theta)}{\|\vec{w}\|} = \frac{\vec{v} \cdot \vec{w}}{\|\vec{w}\|}$. Using Theorem 11.22, we rewrite $\frac{\vec{v} \cdot \vec{w}}{\|\vec{w}\|} = \vec{v} \cdot \left(\frac{1}{\|\vec{w}\|}\vec{w}\right) = \vec{v} \cdot \hat{w}$. Hence, $\|\vec{p}\| = \vec{v} \cdot \hat{w}$, and since $\hat{p} = \hat{w}$, we now have a formula for \vec{p} completely in terms of \vec{v} and \vec{w} , namely $\vec{p} = \|\vec{p}\|\hat{p} = (\vec{v} \cdot \hat{w})\hat{w}$.



Now suppose the angle θ between \vec{v} and \vec{w} is obtuse, and consider the diagram below. In this case, we see that $\hat{p} = -\hat{w}$ and using the triangle $\triangle ORT$, we find $\|\vec{p}\| = \|\vec{v}\| \cos(\theta')$. Since $\theta + \theta' = \pi$, it follows that $\cos(\theta') = -\cos(\theta)$, which means $\|\vec{p}\| = \|\vec{v}\| \cos(\theta') = -\|\vec{v}\| \cos(\theta)$. Rewriting this last equation in terms of \vec{v} and \vec{w} as before, we get $\|\vec{p}\| = -(\vec{v} \cdot \hat{w})$. Putting this together with $\hat{p} = -\hat{w}$, we get $\vec{p} = \|\vec{p}\|\hat{p} = -(\vec{v} \cdot \hat{w})(-\hat{w}) = (\vec{v} \cdot \hat{w})\hat{w}$ in this case as well.



If the angle between \vec{v} and \vec{w} is $\frac{\pi}{2}$ then it is easy to show that $\vec{p} = \vec{0}$.⁴ Since $\vec{v} \perp \vec{w}$ in this case, $\vec{v} \cdot \vec{w} = 0$. It follows that $\vec{v} \cdot \hat{w} = 0$ and $\vec{p} = \vec{0} = 0\hat{w} = (\vec{v} \cdot \hat{w})\hat{w}$ in this case, too. This gives us

DEFINITION 11.12. Let \vec{v} and \vec{w} be nonzero vectors. The **orthogonal projection of \vec{v} onto \vec{w}** , denoted $\text{proj}_{\vec{w}}(\vec{v})$ is given by $\text{proj}_{\vec{w}}(\vec{v}) = (\vec{v} \cdot \hat{w})\hat{w}$.

Definition 11.12 gives us a good idea what the dot product does. The scalar $\vec{v} \cdot \hat{w}$ is a measure of how much of the vector \vec{v} is in the direction of the vector \vec{w} and is thus called the scalar projection of \vec{v} onto \vec{w} . While the formula given in Definition 11.12 is theoretically appealing, because of the presence of the normalized unit vector \hat{w} , computing the projection using the formula $\text{proj}_{\vec{w}}(\vec{v}) = (\vec{v} \cdot \hat{w})\hat{w}$ can be messy. We present two other formulas that are often used in practice.

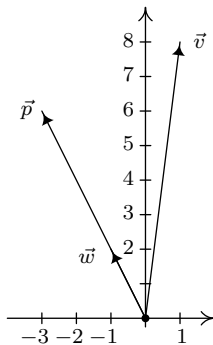
THEOREM 11.26. Alternate Formulas for Vector Projections: If \vec{v} and \vec{w} are nonzero vectors

$$\text{proj}_{\vec{w}}(\vec{v}) = (\vec{v} \cdot \hat{w})\hat{w} = \left(\frac{\vec{v} \cdot \vec{w}}{\|\vec{w}\|^2} \right) \vec{w} = \left(\frac{\vec{v} \cdot \vec{w}}{\vec{w} \cdot \vec{w}} \right) \vec{w}$$

The proof of Theorem 11.26, which we leave to the reader as an exercise, amounts to using the formula $\hat{w} = \left(\frac{1}{\|\vec{w}\|} \right) \vec{w}$ and properties of the dot product. It is time for an example.

EXAMPLE 11.9.4. Let $\vec{v} = \langle 1, 8 \rangle$ and $\vec{w} = \langle -1, 2 \rangle$. Find $\vec{p} = \text{proj}_{\vec{w}}(\vec{v})$, and plot \vec{v} , \vec{w} and \vec{p} in standard position.

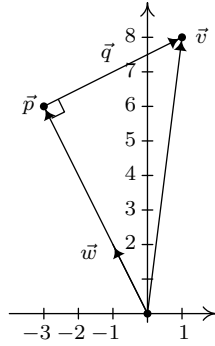
SOLUTION. We find $\vec{v} \cdot \vec{w} = \langle 1, 8 \rangle \cdot \langle -1, 2 \rangle = (-1) + 16 = 15$ and $\vec{w} \cdot \vec{w} = \langle -1, 2 \rangle \cdot \langle -1, 2 \rangle = 1 + 4 = 5$. Hence, $\vec{p} = \frac{\vec{v} \cdot \vec{w}}{\vec{w} \cdot \vec{w}} \vec{w} = \frac{15}{5} \langle -1, 2 \rangle = \langle -3, 6 \rangle$. We plot \vec{v} , \vec{w} and \vec{p} below.



□

⁴In this case, the point R coincides with the point O , so $\vec{p} = \vec{OR} = \vec{OO} = \vec{0}$.

Suppose we wanted to verify that our answer \vec{p} in Example 11.9.4 is indeed the orthogonal projection of \vec{v} onto \vec{w} . We first note that since \vec{p} is a scalar multiple of \vec{w} , it has the correct direction, so what remains to check is the orthogonality condition. Consider the vector \vec{q} whose initial point is the terminal point of \vec{p} and whose terminal point is the terminal point of \vec{v} .



From the definition of vector arithmetic, $\vec{p} + \vec{q} = \vec{v}$, so that $\vec{q} = \vec{v} - \vec{p}$. In the case of Example 11.9.4, $\vec{v} = \langle 1, 8 \rangle$ and $\vec{p} = \langle -3, 6 \rangle$, so $\vec{q} = \langle 1, 8 \rangle - \langle -3, 6 \rangle = \langle 4, 2 \rangle$. Then $\vec{q} \cdot \vec{w} = \langle 4, 2 \rangle \cdot \langle -1, 2 \rangle = (-4) + 4 = 0$, which shows $\vec{q} \perp \vec{w}$, as required. This result is generalized in the following theorem.

THEOREM 11.27. Generalized Decomposition Theorem: Let \vec{v} and \vec{w} be nonzero vectors. There are unique vectors \vec{p} and \vec{q} such that $\vec{v} = \vec{p} + \vec{q}$ where $\vec{p} = k\vec{w}$ for some scalar k , and $\vec{q} \cdot \vec{w} = 0$.

Note that if the vectors \vec{p} and \vec{q} in Theorem 11.27 are nonzero, then we can say \vec{p} is *parallel*⁵ to \vec{w} and \vec{q} is *orthogonal* to \vec{w} . In this case, the vector \vec{p} is sometimes called the ‘vector component of \vec{v} parallel to \vec{w} ’ and \vec{q} is called the ‘vector component of \vec{v} orthogonal to \vec{w} .’ To prove Theorem 11.27, we take $\vec{p} = \text{proj}_{\vec{w}}(\vec{v})$ and $\vec{q} = \vec{v} - \vec{p}$. Then \vec{p} is, by definition, a scalar multiple of \vec{w} . Next, we compute $\vec{q} \cdot \vec{w}$.

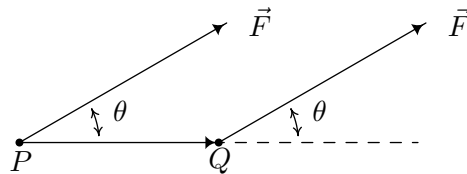
$$\begin{aligned}
 \vec{q} \cdot \vec{w} &= (\vec{v} - \vec{p}) \cdot \vec{w} && \text{Definition of } \vec{q}. \\
 &= \vec{v} \cdot \vec{w} - \vec{p} \cdot \vec{w} && \text{Properties of Dot Product} \\
 &= \vec{v} \cdot \vec{w} - \left(\frac{\vec{v} \cdot \vec{w}}{\vec{w} \cdot \vec{w}} \vec{w} \right) \cdot \vec{w} && \text{Since } \vec{p} = \text{proj}_{\vec{w}}(\vec{v}). \\
 &= \vec{v} \cdot \vec{w} - \left(\frac{\vec{v} \cdot \vec{w}}{\vec{w} \cdot \vec{w}} \right) (\vec{w} \cdot \vec{w}) && \text{Properties of Dot Product.} \\
 &= \vec{v} \cdot \vec{w} - \vec{v} \cdot \vec{w} \\
 &= 0
 \end{aligned}$$

Hence, $\vec{q} \cdot \vec{w} = 0$, as required. At this point, we have shown that the vectors \vec{p} and \vec{q} guaranteed by Theorem 11.27 *exist*. Now we need to show that they are *unique*. Suppose $\vec{v} = \vec{p} + \vec{q} = \vec{p}' + \vec{q}'$ where the vectors \vec{p}' and \vec{q}' satisfy the same properties described in Theorem 11.27 as \vec{p} and \vec{q} . Then $\vec{p} - \vec{p}' = \vec{q}' - \vec{q}$, so $\vec{w} \cdot (\vec{p} - \vec{p}') = \vec{w} \cdot (\vec{q}' - \vec{q}) = \vec{w} \cdot \vec{q}' - \vec{w} \cdot \vec{q} = 0 - 0 = 0$. Hence, $\vec{w} \cdot (\vec{p} - \vec{p}') = 0$. Now there are scalars k and k' so that $\vec{p} = k\vec{w}$ and $\vec{p}' = k'\vec{w}$. This means

⁵See Exercise 11 in Section 11.8.

$\vec{w} \cdot (\vec{p} - \vec{p}') = \vec{w} \cdot (k\vec{w} - k'\vec{w}) = \vec{w} \cdot [(k - k')\vec{w}] = (k - k')(\vec{w} \cdot \vec{w}) = (k - k')\|\vec{w}\|^2$. Since $\vec{w} \neq \vec{0}$, $\|\vec{w}\|^2 \neq 0$, which means the only way $\vec{w} \cdot (\vec{p} - \vec{p}') = (k - k')\|\vec{w}\|^2 = 0$ is for $k - k' = 0$, or $k = k'$. This means $\vec{p} = k\vec{w} = k'\vec{w} = \vec{p}'$. With $\vec{q}' - \vec{q} = \vec{p} - \vec{p}' = \vec{p} - \vec{p} = \vec{0}$, it must be that $\vec{q}' = \vec{q}$ as well. Hence, we have shown there is only one way to write \vec{v} as a sum of vectors as described in Theorem 11.27.

We close this section with an application of the dot product. In Physics, if a constant force F is exerted over a distance d , the **work** W done by the force is given by $W = Fd$. Here, we assume the force is being applied in the direction of the motion. If the force applied is not in the direction of the motion, we can use the dot product to find the work done. Consider the scenario below where the constant force \vec{F} is applied to move an object from the point P to the point Q .



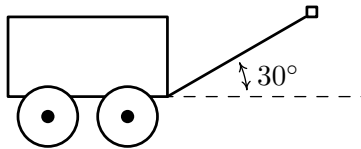
To find the work W done in this scenario, we need to find how much of the force \vec{F} is in the direction of the motion \vec{PQ} . This is precisely what the dot product $\vec{F} \cdot \widehat{PQ}$ represents. Since the distance the object travels is $\|\vec{PQ}\|$, we get $W = (\vec{F} \cdot \widehat{PQ})\|\vec{PQ}\|$. Since $\widehat{PQ} = \frac{\vec{PQ}}{\|\vec{PQ}\|}$, $W = (\vec{F} \cdot \widehat{PQ})\|\vec{PQ}\| = \vec{F} \cdot (\|\vec{PQ}\|\widehat{PQ}) = \vec{F} \cdot \vec{PQ} = \|\vec{F}\|\|\vec{PQ}\|\cos(\theta)$, where θ is the angle between the applied force \vec{F} and the trajectory of the motion \vec{PQ} . We have proved the following.

THEOREM 11.28. Work as a Dot Product: Suppose a constant force \vec{F} is applied along the vector \vec{PQ} . The work W done is given by

$$W = \vec{F} \cdot \vec{PQ} = \|\vec{F}\|\|\vec{PQ}\|\cos(\theta),$$

where θ is the angle between \vec{F} and \vec{PQ} .

EXAMPLE 11.9.5. Taylor exerts a force of 10 pounds to pull her wagon a distance of 50 feet over level ground. If the handle of the wagon makes a 30° angle with the horizontal, how much work did Taylor do pulling the wagon?



SOLUTION. We are to assume Taylor exerts the force of 10 pounds at a 30° angle for the duration of the 50 feet. By Theorem 11.9.5, $W = \|\vec{F}\|\|\vec{PQ}\|\cos(\theta) = (10 \text{ pounds})(50 \text{ feet})\cos(30^\circ) = 250\sqrt{3} \approx 433$ foot-pounds of works. \square

11.9.1 EXERCISES

1. For each pair of vectors \vec{v} and \vec{w} , find the following.

- $\vec{v} \cdot \vec{w}$
- The angle θ between \vec{v} and \vec{w}
- $\text{proj}_{\vec{w}}(\vec{v})$
- $\vec{q} = \vec{v} - \text{proj}_{\vec{w}}(\vec{v})$ (Show that $\vec{q} \cdot \vec{w} = 0$.)

- (a) $\vec{v} = \langle 3, 4 \rangle$ and $\vec{w} = \langle 5, 12 \rangle$
- (b) $\vec{v} = \langle 1, 17 \rangle$ and $\vec{w} = \langle -1, 0 \rangle$
- (c) $\vec{v} = \langle -2, -7 \rangle$ and $\vec{w} = \langle 5, -9 \rangle$
- (d) $\vec{v} = \left\langle \frac{\sqrt{3}}{2}, \frac{1}{2} \right\rangle$ and $\vec{w} = \left\langle -\frac{\sqrt{2}}{2}, -\frac{\sqrt{2}}{2} \right\rangle$
- (e) $\vec{v} = \langle -8, 3 \rangle$ and $\vec{w} = \langle 2, 6 \rangle$
- (f) $\vec{v} = \langle 34, -91 \rangle$ and $\vec{w} = \langle 0, 1 \rangle$
- (g) $\vec{v} = \langle -6, -5 \rangle$ and $\vec{w} = \langle 10, -12 \rangle$
- (h) $\vec{v} = \left\langle \frac{1}{2}, -\frac{\sqrt{3}}{2} \right\rangle$ and $\vec{w} = \left\langle \frac{\sqrt{2}}{2}, -\frac{\sqrt{2}}{2} \right\rangle$

2. In Exercise 9 in Section 11.8, two drunken college students have filled an empty beer keg with rocks which they drag down the street by pulling on two attached ropes. The stronger of the two students pulls with a force of 100 pounds on a rope which makes a 13° angle with the direction of motion. (In this case, the keg was being pulled due east and the student's heading was $N77^\circ E$.) Find the work done by this student if the keg is dragged 42 feet.

3. Prove the distributive property of the dot product in Theorem 11.22.

4. Finish the proof of the scalar property of the dot product in Theorem 11.22.

5. We know that $|x + y| \leq |x| + |y|$ for all real numbers x and y by the Triangle Inequality established in Exercise 4a in Section 2.2. We can now establish a Triangle Inequality for vectors. In this exercise, we prove that $\|\vec{u} + \vec{v}\| \leq \|\vec{u}\| + \|\vec{v}\|$ for all pairs of vectors \vec{u} and \vec{v} .

- (a) (Step 1) Show that $\|\vec{u} + \vec{v}\|^2 = \|\vec{u}\|^2 + 2\vec{u} \cdot \vec{v} + \|\vec{v}\|^2$.
- (b) (Step 2) Show that $|\vec{u} \cdot \vec{v}| \leq \|\vec{u}\| \|\vec{v}\|$. This is the celebrated Cauchy-Schwarz Inequality.⁶ (Hint: To show this inequality, start with the fact that $|\vec{u} \cdot \vec{v}| = \|\vec{u}\| \|\vec{v}\| |\cos(\theta)|$ and use the fact that $|\cos(\theta)| \leq 1$ for all θ .)
- (c) (Step 3) Show that $\|\vec{u} + \vec{v}\|^2 = \|\vec{u}\|^2 + 2\vec{u} \cdot \vec{v} + \|\vec{v}\|^2 \leq \|\vec{u}\|^2 + 2\|\vec{u}\| \|\vec{v}\| + \|\vec{v}\|^2 \leq \|\vec{u}\|^2 + 2\|\vec{u}\| \|\vec{v}\| + \|\vec{v}\|^2 = (\|\vec{u}\| + \|\vec{v}\|)^2$.
- (d) (Step 4) Use Step 3 to show that $\|\vec{u} + \vec{v}\| \leq \|\vec{u}\| + \|\vec{v}\|$ for all pairs of vectors \vec{u} and \vec{v} .
- (e) As an added bonus, we can now show that the Triangle Inequality $|z + w| \leq |z| + |w|$ holds for all complex numbers z and w as well. Identify the complex number $z = a + bi$ with the vector $u = \langle a, b \rangle$ and identify the complex number $w = c + di$ with the vector $v = \langle c, d \rangle$ and just follow your nose!

⁶It is also known by other names. Check out this [site](#) for details.

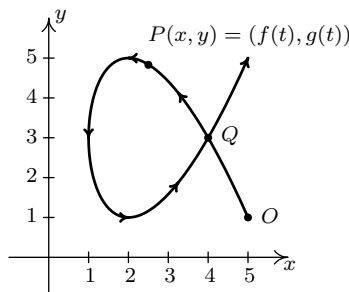
11.9.2 ANSWERS

1. (a) $\vec{v} = \langle 3, 4 \rangle$ and $\vec{w} = \langle 5, 12 \rangle$
 $\vec{v} \cdot \vec{w} = 63$
 $\theta = \arccos\left(\frac{63}{65}\right) \approx 14.25^\circ$
 $\text{proj}_{\vec{w}}(\vec{v}) = \left\langle \frac{315}{169}, \frac{756}{169} \right\rangle$
 $\vec{q} = \left\langle \frac{192}{169}, -\frac{80}{169} \right\rangle$
- (b) $\vec{v} = \langle 1, 17 \rangle$ and $\vec{w} = \langle -1, 0 \rangle$
 $\vec{v} \cdot \vec{w} = -1$
 $\theta = \arccos\left(-\frac{1}{\sqrt{290}}\right) \approx 93.37^\circ$
 $\text{proj}_{\vec{w}}(\vec{v}) = \langle 1, 0 \rangle$
 $\vec{q} = \langle 0, 17 \rangle$
- (c) $\vec{v} = \langle -2, -7 \rangle$ and $\vec{w} = \langle 5, -9 \rangle$
 $\vec{v} \cdot \vec{w} = 53$
 $\theta = \arccos\left(\frac{1}{\sqrt{2}}\right) = 45^\circ$
 $\text{proj}_{\vec{w}}(\vec{v}) = \left\langle \frac{5}{2}, -\frac{9}{2} \right\rangle$
 $\vec{q} = \left\langle -\frac{9}{2}, -\frac{5}{2} \right\rangle$
- (d) $\vec{v} = \left\langle \frac{\sqrt{3}}{2}, \frac{1}{2} \right\rangle$ and $\vec{w} = \left\langle -\frac{\sqrt{2}}{2}, -\frac{\sqrt{2}}{2} \right\rangle$
 $\vec{v} \cdot \vec{w} = -\frac{\sqrt{6}+\sqrt{2}}{4}$
 $\theta = \arccos\left(-\frac{\sqrt{6}+\sqrt{2}}{4}\right) = 165^\circ$
 $\text{proj}_{\vec{w}}(\vec{v}) = \left\langle \frac{\sqrt{3}+1}{4}, \frac{\sqrt{3}+1}{4} \right\rangle$
 $\vec{q} = \left\langle \frac{\sqrt{3}-1}{4}, \frac{1-\sqrt{3}}{4} \right\rangle$
- (e) $\vec{v} = \langle -8, 3 \rangle$ and $\vec{w} = \langle 2, 6 \rangle$
 $\vec{v} \cdot \vec{w} = 2$
 $\theta = \arccos\left(\frac{1}{\sqrt{730}}\right) \approx 87.88^\circ$
 $\text{proj}_{\vec{w}}(\vec{v}) = \left\langle \frac{1}{10}, \frac{3}{10} \right\rangle$
 $\vec{q} = \left\langle -\frac{81}{10}, \frac{27}{10} \right\rangle$
- (f) $\vec{v} = \langle 34, -91 \rangle$ and $\vec{w} = \langle 0, 1 \rangle$
 $\vec{v} \cdot \vec{w} = -91$
 $\theta = \arccos\left(-\frac{91}{\sqrt{9437}}\right) \approx 159.51^\circ$
 $\text{proj}_{\vec{w}}(\vec{v}) = \langle 0, -91 \rangle$
 $\vec{q} = \langle 34, 0 \rangle$
- (g) $\vec{v} = \langle -6, -5 \rangle$ and $\vec{w} = \langle 10, -12 \rangle$
 $\vec{v} \cdot \vec{w} = 0$
 $\theta = \arccos(0) = 90^\circ$
 $\text{proj}_{\vec{w}}(\vec{v}) = \langle 0, 0 \rangle$
 $\vec{q} = \langle -6, -5 \rangle$
- (h) $\vec{v} = \left\langle \frac{1}{2}, -\frac{\sqrt{3}}{2} \right\rangle$ and $\vec{w} = \left\langle \frac{\sqrt{2}}{2}, -\frac{\sqrt{2}}{2} \right\rangle$
 $\vec{v} \cdot \vec{w} = \frac{\sqrt{6}+\sqrt{2}}{4}$
 $\theta = \arccos\left(\frac{\sqrt{6}+\sqrt{2}}{4}\right) = 15^\circ$
 $\text{proj}_{\vec{w}}(\vec{v}) = \left\langle \frac{\sqrt{3}+1}{4}, -\frac{\sqrt{3}+1}{4} \right\rangle$
 $\vec{q} = \left\langle \frac{1-\sqrt{3}}{4}, \frac{1-\sqrt{3}}{4} \right\rangle$

2. (100 pounds)(42 feet) $\cos(13^\circ) \approx 4092.35$ foot-pounds

11.10 PARAMETRIC EQUATIONS

As we have seen in Exercise 2 in Section 1.3, Chapter 7 and most recently in Section 11.5, there are scores of interesting curves which, when plotted in the xy -plane, neither represent y as a function of x nor x as a function of y . In this section, we present a new concept which allows us to use functions to study these kinds of curves. To motivate the idea, we imagine a bug crawling across a table top starting at the point O and tracing out a curve C in the plane, as shown below.



The curve C does not represent y as a function of x because it fails the Vertical Line Test and it does not represent x as a function of y because it fails the Horizontal Line Test. However, since the bug can be in only one *place* $P(x, y)$ at any given time t , we can define the x -coordinate of P as a function of t and the y -coordinate of P as a (usually, but not necessarily) different function of t . (Traditionally, $f(t)$ is used for x and $g(t)$ is used for y .) The independent variable t in this case is called a **parameter** and the system of equations

$$\begin{cases} x = f(t) \\ y = g(t) \end{cases}$$

is called a **system of parametric equations** or a **parametrization** of the curve C .¹ The parametrization of C endows it with an *orientation* and the arrows on C indicate motion in the direction of increasing values of t . In this case, our bug starts at the point O , travels upwards to the left, then loops back around to cross its path² at the point Q and finally heads off into the first quadrant. It is important to note that the curve itself is a set of points and as such is devoid of any orientation. The parametrization determines the orientation and as we shall see, different parametrizations can determine different orientations. If all of this seems hauntingly familiar, it should. By definition, the system of equations $\{x = \cos(t), y = \sin(t)\}$ parametrizes the Unit Circle, giving it a counter-clockwise orientation. More generally, the equations of circular motion $\{x = r \cos(\omega t), y = r \sin(\omega t)\}$ developed on page 627 in Section 10.2.1 are parametric equations which trace out a circle of radius r centered at the origin. If $\omega > 0$, the orientation is counter-clockwise; if $\omega < 0$, the orientation is clockwise. The angular frequency ω determines ‘how fast’ the

¹Note the use of the indefinite article ‘a’. As we shall see, there are infinitely many different parametric representations for any given curve.

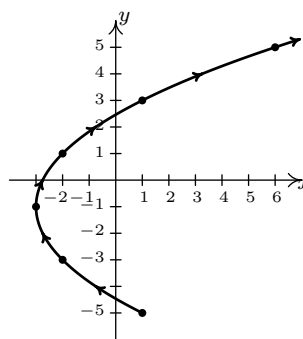
²Here, the bug reaches the point Q at two different times. While this does not contradict our claim that $f(t)$ and $g(t)$ are *functions* of t , it shows that neither f nor g can be one-to-one. (Think about this before reading on.)

object moves around the circle. In particular, the equations $\{x = 2960 \cos(\frac{\pi}{12}t), y = 2960 \sin(\frac{\pi}{12}t)\}$ that model the motion of Lakeland Community College as the earth rotates (see Example 10.2.7 in Section 10.2) parameterize a circle of radius 2960 with a counter-clockwise rotation which completes one revolution as t runs through the interval $[0, 24)$. It is time for another example.

EXAMPLE 11.10.1. Sketch the curve described by $\{x = t^2 - 3, y = 2t - 1\}$ for $t \geq -2$.

SOLUTION. We follow the same procedure here as we have time and time again when asked to graph anything new – choose friendly values of t , plot the corresponding points and connect the results in a pleasing fashion. Since we are told $t \geq -2$, we start there and as we plot successive points, we draw an arrow to indicate the direction of the path for increasing values of t .

t	$x(t)$	$y(t)$	$(x(t), y(t))$
-2	1	-5	(1, -5)
-1	-2	-3	(-2, -3)
0	-3	-1	(-3, -1)
1	-2	1	(-2, 1)
2	1	3	(1, 3)
3	6	5	(6, 5)



□

The curve sketched out in Example 11.10.1 certainly looks like a parabola, and the presence of the t^2 term in the equation $x = t^2 - 3$ reinforces this hunch. Since the parametric equations $\{x = t^2 - 3, y = 2t - 1\}$ given to describe this curve are a *system* of equations, we can use the technique of substitution as described in Section 8.7 to eliminate the parameter t and get an equation involving just x and y . To do so, we choose to solve the equation $y = 2t - 1$ for t to get $t = \frac{y+1}{2}$. Substituting this into the equation $x = t^2 - 3$ yields $x = \left(\frac{y+1}{2}\right)^2 - 3$ or, after some rearrangement, $(y+1)^2 = 4(x+3)$. Thinking back to Section 7.3, we see that the graph of this equation is a parabola with vertex $(-3, -1)$ which opens to the right, as required. Technically speaking, the equation $(y+1)^2 = 4(x+3)$ describes the *entire* parabola, while the parametric equations $\{x = t^2 - 3, y = 2t - 1\}$ for $t \geq -2$ describe only a *portion* of the parabola. In this case,³ we can remedy this situation by restricting the bounds on y . Since the portion of the parabola we want is exactly the part where $y \geq -5$, the equation $(y+1)^2 = 4(x+3)$ coupled with the restriction $y \geq -5$ describes the same curve as the given parametric equations. The one piece of information we can never recover after eliminating the parameter is the orientation of the curve.

Eliminating the parameter and obtaining an equation in terms of x and y , whenever possible, can be a great help in graphing curves determined by parametric equations. If the system of parametric equations contains algebraic functions, as was the case in Example 11.10.1, then the

³We will have an example shortly where no matter how we restrict x and y , we can never accurately describe the curve once we've eliminated the parameter.

usual techniques of substitution and elimination as learned in Section 8.7 can be applied to the system $\{x = f(t), y = g(t)\}$ to eliminate the parameter. If, on the other hand, the parametrization involves the trigonometric functions, the strategy changes slightly. In this case, it is often best to solve for the trigonometric functions and relate them using an identity. We demonstrate these techniques in the following example.

EXAMPLE 11.10.2. Sketch the curves described by the following parametric equations.

$$1. \begin{cases} x = t^3 \\ y = 2t^2 \end{cases} \text{ for } -1 \leq t \leq 1$$

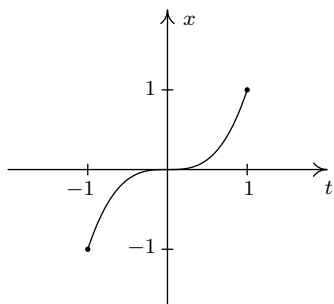
$$3. \begin{cases} x = \sin(t) \\ y = \csc(t) \end{cases} \text{ for } 0 < t < \pi$$

$$2. \begin{cases} x = e^{-t} \\ y = e^{-2t} \end{cases} \text{ for } t \geq 0$$

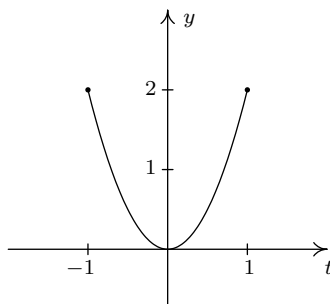
$$4. \begin{cases} x = 1 + 3 \cos(t) \\ y = 2 \sin(t) \end{cases} \text{ for } 0 \leq t \leq \frac{3\pi}{2}$$

SOLUTION.

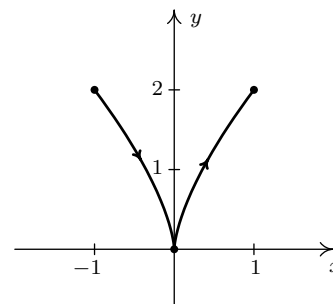
- To get a feel for the curve described by the system $\{x = t^3, y = 2t^2\}$ we first sketch the graphs of $x = t^3$ and $y = 2t^2$ over the interval $[-1, 1]$. We note that as t takes on values in the interval $[-1, 1]$, $x = t^3$ ranges between -1 and 1 , and $y = 2t^2$ ranges between 0 and 2 . This means that all of the action is happening on a portion of the plane, namely $\{(x, y) : -1 \leq x \leq 1, 0 \leq y \leq 2\}$. Next we plot a few points to get a sense of the position and orientation of the curve. Certainly, $t = -1$ and $t = 1$ are good values to pick since these are the extreme values of t . We also choose $t = 0$, since that corresponds to a relative minimum⁴ on the graph of $y = 2t^2$. Plugging in $t = -1$ gives the point $(-1, 2)$, $t = 0$ gives $(0, 0)$ and $t = 1$ gives $(1, 2)$. More generally, we see that $x = t^3$ is *increasing* over the entire interval $[-1, 1]$ whereas $y = 2t^2$ is *decreasing* over the interval $[-1, 0]$ and then *increasing* over $[0, 1]$. Geometrically, this means that in order to trace out the path described by the parametric equations, we start at $(-1, 2)$ (where $t = -1$), then move to the right (since x is increasing) and down (since y is decreasing) to $(0, 0)$ (where $t = 0$). We continue to move to the right (since x is still increasing) but now move upwards (since y is now increasing) until we reach $(1, 2)$ (where $t = 1$). Finally, to get a good sense of the shape of the curve, we eliminate the parameter. Solving $x = t^3$ for t , we get $t = \sqrt[3]{x}$. Substituting this into $y = 2t^2$ gives $y = 2(\sqrt[3]{x})^2 = 2x^{2/3}$. Our experience in Section 5.3 yields the graph of our final answer below.



$$x = t^3, -1 \leq t \leq 1$$



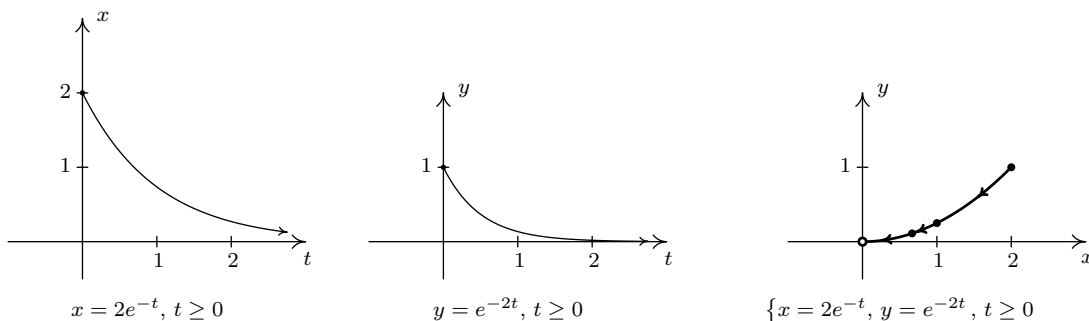
$$y = 2t^2, -1 \leq t \leq 1$$



$$\{x = t^3, y = 2t^2, -1 \leq t \leq 1\}$$

⁴You should review Section 1.7.1 if you've forgotten what 'increasing', 'decreasing' and 'relative minimum' mean.

2. For the system $\{x = 2e^{-t}, y = e^{-2t}$ for $t \geq 0$, we proceed as in the previous example and graph $x = 2e^{-t}$ and $y = e^{-2t}$ over the interval $[0, \infty)$. We find that the range of x in this case is $(0, 2]$ and the range of y is $(0, 1]$. Next, we plug in some friendly values of t to get a sense of the orientation of the curve. Since t lies in the exponent here, ‘friendly’ values of t involve natural logarithms. Starting with $t = \ln(1) = 0$ we get⁵ $(2, 1)$, for $t = \ln(2)$ we get $(1, \frac{1}{4})$ and for $t = \ln(3)$ we get $(\frac{2}{3}, \frac{1}{9})$. Since t is ranging over the unbounded interval $[0, \infty)$, we take the time to analyze the end behavior of both x and y . As $t \rightarrow \infty$, $x = 2e^{-t} \rightarrow 0^+$ and $y = e^{-2t} \rightarrow 0^+$ as well. This means the graph of $\{x = 2e^{-t}, y = e^{-2t}$ approaches the point $(0, 0)$. Since both $x = 2e^{-t}$ and $y = e^{-2t}$ are always decreasing for $t \geq 0$, we know that our final graph will start at $(2, 1)$ (where $t = 0$), and move consistently to the left (since x is decreasing) and down (since y is decreasing) to approach the origin. To eliminate the parameter, one way to proceed is to solve $x = 2e^{-t}$ for t to get $t = -\ln(\frac{x}{2})$. Substituting this for t in $y = e^{-2t}$ gives $y = e^{-2(-\ln(x/2))} = e^{2\ln(x/2)} = e^{\ln(x/2)^2} = (\frac{x}{2})^2 = \frac{x^2}{4}$. Or, we could recognize that $y = e^{-2t} = (e^{-t})^2$, and since $x = 2e^{-t}$ means $e^{-t} = \frac{x}{2}$, we get $y = (\frac{x}{2})^2 = \frac{x^2}{4}$ this way as well. Either way, the graph of $\{x = 2e^{-t}, y = e^{-2t}$ for $t \geq 0$ is a portion of the parabola $y = \frac{x^2}{4}$ which starts at the point $(2, 1)$ and heads towards, but never reaches, $(0, 0)$.⁶

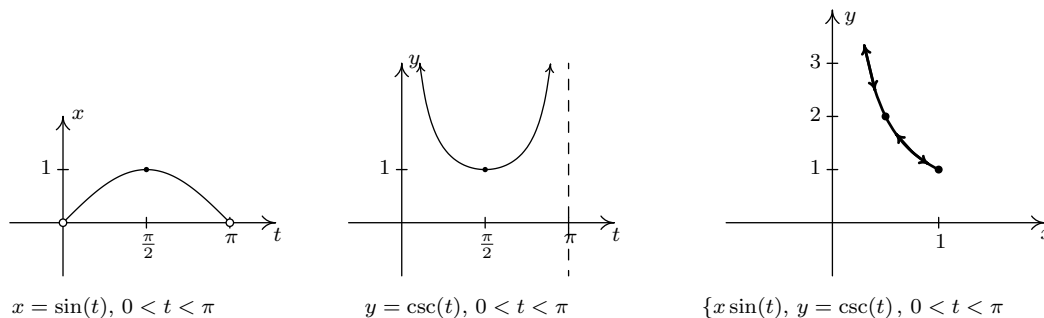


3. For the system $\{x = \sin(t), y = \csc(t)$ for $0 < t < \pi$, we start by graphing $x = \sin(t)$ and $y = \csc(t)$ over the interval $(0, \pi)$. We find that the range of x is $(0, 1]$ while the range of y is $[1, \infty)$. Plotting a few friendly points, we see that $t = \frac{\pi}{6}$ gives the point $(\frac{1}{2}, 2)$, $t = \frac{\pi}{2}$ gives $(1, 1)$ and $t = \frac{5\pi}{6}$ returns us to $(\frac{1}{2}, 2)$. Since $t = 0$ and $t = \pi$ aren't included in the domain for t , (because $y = \csc(t)$ is undefined at these t -values), we analyze the behavior of the system as t approaches 0 and π . We find that as $t \rightarrow 0^+$ as well as when $t \rightarrow \pi^-$, we get $x = \sin(t) \rightarrow 0^+$ and $y = \csc(t) \rightarrow \infty$. Piecing all of this information together, we get that for t near 0, we have points with very small positive x -values, but very large positive y -values. As t ranges through the interval $(0, \frac{\pi}{2}]$, $x = \sin(t)$ is increasing and $y = \csc(t)$ is decreasing. This means that we are moving to the right and downwards, through $(\frac{1}{2}, 2)$ when $t = \frac{\pi}{6}$ to $(1, 1)$ when $t = \frac{\pi}{2}$. Once $t = \frac{\pi}{2}$, the orientation reverses, and we start to head to the left, since $x = \sin(t)$ is now decreasing, and up, since $y = \csc(t)$ is now increasing. We pass back through $(\frac{1}{2}, 2)$ when $t = \frac{5\pi}{6}$ back to the points with small positive x -coordinates and large

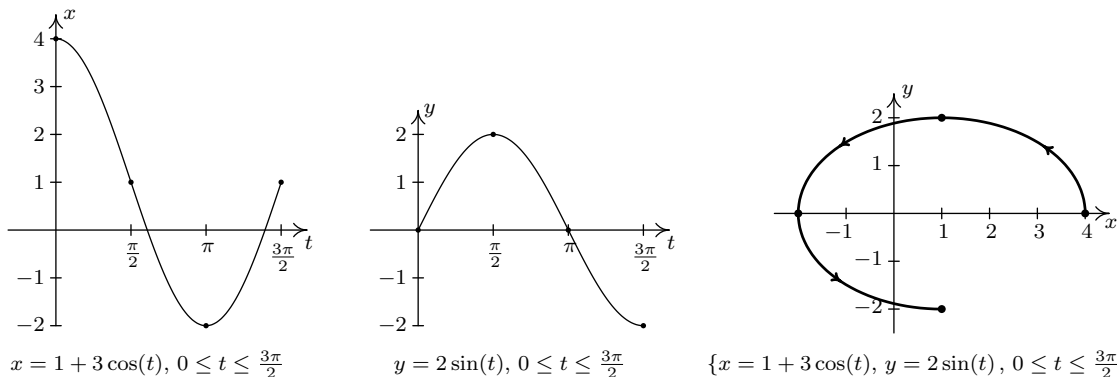
⁵The reader is encourage to review Sections 6.1 and 6.2 as needed.

⁶Note the open circle at the origin. See the solution to part 3 in Example 1.2.1 on page 16 and Theorem 4.1 in Section 4.1 for a review of this concept.

positive y -coordinates. To better explain this behavior, we eliminate the parameter. Using a reciprocal identity, we write $y = \csc(t) = \frac{1}{\sin(t)}$. Since $x = \sin(t)$, the curve traced out by this parametrization is a portion of the graph of $y = \frac{1}{x}$. We now can explain the unusual behavior as $t \rightarrow 0^+$ and $t \rightarrow \pi^-$ – for these values of t , we are hugging the vertical asymptote $x = 0$ of the graph of $y = \frac{1}{x}$. We see that the parametrization given above traces out the portion of $y = \frac{1}{x}$ for $0 < x \leq 1$ twice as t runs through the interval $(0, \pi)$.



4. Proceeding as above, we set about graphing $\{x = 1 + 3 \cos(t), y = 2 \sin(t)\}$ for $0 \leq t \leq \frac{3\pi}{2}$ by first graphing $x = 1 + 3 \cos(t)$ and $y = 2 \sin(t)$ on the interval $[0, \frac{3\pi}{2}]$. We see that x ranges from -2 to 4 and y ranges from -2 to 2 . Plugging in $t = 0, \frac{\pi}{2}, \pi$ and $\frac{3\pi}{2}$ gives the points $(4, 0), (1, 2), (-2, 0)$ and $(1, -2)$, respectively. As t ranges from 0 to $\frac{\pi}{2}$, $x = 1 + 3 \cos(t)$ is decreasing, while $y = 2 \sin(t)$ is increasing. This means that we start tracing out our answer at $(4, 0)$ and continue moving to the left and upwards towards $(1, 2)$. For $\frac{\pi}{2} \leq t \leq \pi$, x is decreasing, as is y , so the motion is still right to left, but now is downwards from $(1, 2)$ to $(-2, 0)$. On the interval $[\pi, \frac{3\pi}{2}]$, x begins to increase, while y continues to decrease. Hence, the motion becomes left to right but continues downwards, connecting $(-2, 0)$ to $(1, -2)$. To eliminate the parameter here, we note that the trigonometric functions involved, namely $\cos(t)$ and $\sin(t)$, are related by the Pythagorean Identity $\cos^2(t) + \sin^2(t) = 1$. Hence, we solve $x = 1 + 3 \cos(t)$ for $\cos(t)$ to get $\cos(t) = \frac{x-1}{3}$, and we solve $y = 2 \sin(t)$ for $\sin(t)$ to get $\sin(t) = \frac{y}{2}$. Substituting these expressions into $\cos^2(t) + \sin^2(t) = 1$ gives $(\frac{x-1}{3})^2 + (\frac{y}{2})^2 = 1$, or $\frac{(x-1)^2}{9} + \frac{y^2}{4} = 1$. From Section 7.4, we know that the graph of this equation is an ellipse centered at $(1, 0)$ with vertices at $(-2, 0)$ and $(4, 0)$ with a minor axis of length 4 . Our parametric equations here are tracing out three-quarters of this ellipse, in a counter-clockwise direction.



□

Now that we have had some good practice sketching the graphs of parametric equations, we turn to the problem of finding parametric representations of curves. We start with the following.

Parametrizations of Common Curves

- To parametrize $y = f(x)$ as x runs through some interval I , let $x = t$ and $y = f(t)$ and let t run through I .
- To parametrize $x = g(y)$ as y runs through some interval I , let $x = g(t)$ and $y = t$ and let t run through I .
- To parametrize a directed line segment with initial point (x_0, y_0) and terminal point (x_1, y_1) , let $x = x_0 + (x_1 - x_0)t$ and $y = y_0 + (y_1 - y_0)t$ for $0 \leq t \leq 1$.
- To parametrize $\frac{(x-h)^2}{a^2} + \frac{(y-k)^2}{b^2} = 1$ where $a, b > 0$, let $x = h + a \cos(t)$ and $y = k + b \sin(t)$ for $0 \leq t < 2\pi$. (This will impart a *counter-clockwise* orientation.)

The reader is encouraged to verify the above formulas by eliminating the parameter and, when indicated, checking the orientation. We put these formulas to good use in the following example.

EXAMPLE 11.10.3. Find a parametrization for each of the following curves and check your answers.

1. $y = x^2$ from $x = -3$ to $x = 2$
2. $y = f^{-1}(x)$ where $f(x) = x^5 + 2x + 1$
3. The line segment which starts at $(2, -3)$ and ends at $(1, 5)$
4. The circle $x^2 + 2x + y^2 - 4y = 4$
5. The left half of the ellipse $\frac{x^2}{4} + \frac{y^2}{9} = 1$

SOLUTION.

1. Since $y = x^2$ is written in the form $y = f(x)$, we let $x = t$ and $y = f(t) = t^2$. Since $x = t$, the bounds on t match precisely the bounds on x so we get $\{x = t, y = t^2 \text{ for } -3 \leq t \leq 2\}$. The check is almost trivial; with $x = t$ we have $y = t^2 = x^2$ as $t = x$ runs from -3 to 2 .
2. We are told to parametrize $y = f^{-1}(x)$ for $f(x) = x^5 + 2x + 1$ so it is safe to assume that f is one-to-one. (Otherwise, f^{-1} would not exist.) To find a formula $y = f^{-1}(x)$, we follow the procedure outlined on page 299 – we start with the equation $y = f(x)$, interchange x and y and solve for y . Doing so gives us the equation $x = y^5 + 2y + 1$. While we could attempt to solve this equation for y , we don't need to. We can parametrize $x = f(y) = y^5 + 2y + 1$ by setting $y = t$ so that $x = t^5 + 2t + 1$. We know from our work in Section 3.1 that since $f(x) = x^5 + 2x + 1$ is an odd-degree polynomial, the range of $y = f(x) = x^5 + 2x + 1$ is $(-\infty, \infty)$. Hence, in order to trace out the entire graph of $x = f(y) = y^5 + 2y + 1$, we need to let y run through all real numbers. Our final answer to this problem is $\{x = t^5 + 2t + 1, y = t \text{ for } -\infty < t < \infty\}$. As in the previous problem, our solution is trivial to check.⁷

⁷Provided you followed the inverse function theory, of course.

3. To parametrize line segment which starts at $(2, -3)$ and ends at $(1, 5)$, we make use of the formulas $x = x_0 + (x_1 - x_0)t$ and $y = y_0 + (y_1 - y_0)t$ for $0 \leq t \leq 1$. While these equations at first glance are quite a handful, they can be summarized as ‘starting point + (displacement) t ’.⁸ To find the equation for x , we have that the line segment *starts* at $x = 2$ and *ends* at $x = 1$. This means the *displacement* in the x -direction is $(1 - 2) = -1$. Hence, the equation for x is $x = 2 + (-1)t = 2 - t$. For y , we note that the line segment starts at $y = -3$ and ends at $y = 5$. Hence, the displacement in the y -direction is $(5 - (-3)) = 8$, so we get $y = -3 + 8t$. Our final answer is $\{x = 2 - t, y = -3 + 8t \text{ for } 0 \leq t \leq 1\}$. To check, we can solve $x = 2 - t$ for t to get $t = 2 - x$. Substituting this into $y = -3 + 8t$ gives $y = -3 + 8(2 - x) = -8x + 13$. We know this is the graph of a line, so all we need to check is that it starts and stops at the correct points. When $t = 0$, $x = 2 - t = 2$, and when $t = 1$, $x = 2 - t = 1$. Plugging in $x = 2$ gives $y = -8(2) + 13 = -3$, for an initial point of $(2, -3)$. Plugging in $x = 1$ gives $y = -8(1) + 13 = 5$ for an ending point of $(1, 5)$, as required.
4. In order to use the formulas above to parametrize the circle $x^2 + 2x + y^2 - 4y = 4$, we first need to put it into the correct form. After completing the squares, we get $(x + 1)^2 + (y - 2)^2 = 9$, or $\frac{(x+1)^2}{9} + \frac{(y-2)^2}{9} = 1$. Once again, the formulas $x = h + a \cos(t)$ and $y = k + b \sin(t)$ can be a challenge to memorize, but they come from the Pythagorean Identity $\cos^2(t) + \sin^2(t) = 1$. In the equation $\frac{(x+1)^2}{9} + \frac{(y-2)^2}{9} = 1$, we identify $\cos(t) = \frac{x+1}{3}$ and $\sin(t) = \frac{y-2}{3}$. Rearranging these last two equations, we get $x = -1 + 3 \cos(t)$ and $y = 2 + 3 \sin(t)$. In order to complete one revolution around the circle, we let t range through the interval $[0, 2\pi)$. We get as our final answer $\{x = -1 + 3 \cos(t), y = 2 + 3 \sin(t) \text{ for } 0 \leq t < 2\pi\}$. To check our answer, we could eliminate the parameter by solving $x = -1 + 3 \cos(t)$ for $\cos(t)$ and $y = 2 + 3 \sin(t)$ for $\sin(t)$, invoking a Pythagorean Identity, and then manipulating the resulting equation in x and y into the original equation $x^2 + 2x + y^2 - 4y = 4$. Instead, we opt for a more direct approach. We substitute $x = -1 + 3 \cos(t)$ and $y = 2 + 3 \sin(t)$ into the equation $x^2 + 2x + y^2 - 4y = 4$ and show that the latter is satisfied for all t such that $0 \leq t < 2\pi$.

$$\begin{array}{rcl}
 x^2 + 2x + y^2 - 4y & = & 4 \\
 (-1 + 3 \cos(t))^2 + 2(-1 + 3 \cos(t)) + (2 + 3 \sin(t))^2 - 4(2 + 3 \sin(t)) & \stackrel{?}{=} & 4 \\
 1 - 6 \cos(t) + 9 \cos^2(t) - 2 + 6 \cos(t) + 4 + 12 \sin(t) + 9 \sin^2(t) - 8 - 12 \sin(t) & \stackrel{?}{=} & 4 \\
 9 \cos^2(t) + 9 \sin^2(t) - 5 & \stackrel{?}{=} & 4 \\
 9 (\cos^2(t) + \sin^2(t)) - 5 & \stackrel{?}{=} & 4 \\
 9 (1) - 5 & \stackrel{?}{=} & 4 \\
 4 & \stackrel{\checkmark}{=} & 4
 \end{array}$$

Now that we know the parametric equations give us points on the circle, we can go through the usual analysis as demonstrated in Example 11.10.2 to show that the entire circle is covered as t ranges through the interval $[0, 2\pi)$.

⁸Compare and contrast this with Exercise 12 in Section 11.8.

5. In the equation $\frac{x^2}{4} + \frac{y^2}{9} = 1$, we can either use the formulas above or think back to the Pythagorean Identity to get $x = 2 \cos(t)$ and $y = 3 \sin(t)$. The normal range on the parameter in this case is $0 \leq t < 2\pi$, but since we are interested in only the left half of the ellipse, we restrict t to the values which correspond to Quadrant II and Quadrant III angles, namely $\frac{\pi}{2} \leq t \leq \frac{3\pi}{2}$. Our final answer is $\{x = 2 \cos(t), y = 3 \sin(t) \text{ for } \frac{\pi}{2} \leq t \leq \frac{3\pi}{2}\}$. Substituting $x = 2 \cos(t)$ and $y = 3 \sin(t)$ into $\frac{x^2}{4} + \frac{y^2}{9} = 1$ gives $\frac{4 \cos^2(t)}{4} + \frac{9 \sin^2(t)}{9} = 1$, which reduces to the Pythagorean Identity $\cos^2(t) + \sin^2(t) = 1$. This proves that the points generated by the parametric equations $\{x = 2 \cos(t), y = 3 \sin(t)\}$ lie on the ellipse $\frac{x^2}{4} + \frac{y^2}{9} = 1$. Employing the techniques demonstrated in Example 11.10.2, we find that the restriction $\frac{\pi}{2} \leq t \leq \frac{3\pi}{2}$ generates the left half of the ellipse, as required. \square

We note that the formulas given on page 890 offer only *one* of literally *infinitely* many ways to parametrize the common curves listed there. At times, the formulas offered there need to be altered to suit the situation. Two easy ways to alter parametrizations are given below.

Adjusting Parametric Equations

- **Reversing Orientation:** Replacing every occurrence of t with $-t$ in a parametric description for a curve (including any inequalities which describe the bounds on t) reverses the orientation of the curve.
- **Shift of Parameter:** Replacing every occurrence of t with $(t-c)$ in a parametric description for a curve (including any inequalities which describe the bounds on t) shifts the start of the parameter t ahead by c units.

We demonstrate these techniques in the following example.

EXAMPLE 11.10.4. Find a parametrization for the following curves.

1. The curve which starts at $(2, 4)$ and follows the parabola $y = x^2$ to end at $(-1, 1)$. Shift the parameter so that the path starts at $t = 0$.
2. The two part path which starts at $(0, 0)$, travels along a line to $(3, 4)$, then travels along a line to $(5, 0)$.
3. The Unit Circle, oriented clockwise, with $t = 0$ corresponding to $(0, -1)$.

SOLUTION.

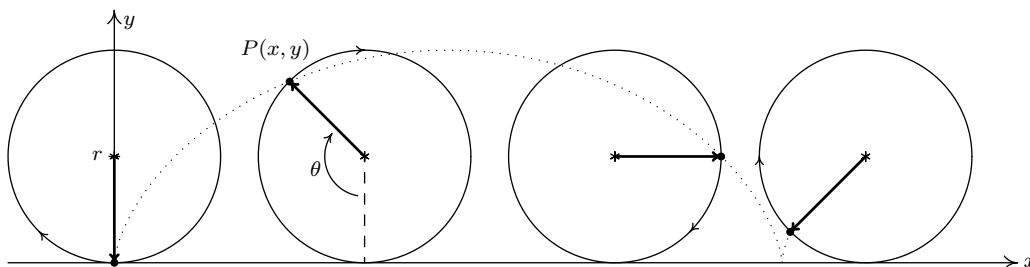
1. We can parametrize $y = x^2$ from $x = -1$ to $x = 2$ using the formula given on Page 890 as $\{x = t, y = t^2 \text{ for } -1 \leq t \leq 2\}$. This parametrization, however, starts at $(-1, 1)$ and ends at $(2, 4)$. Hence, we need to reverse the orientation. To do so, we replace every occurrence of t with $-t$ to get $\{x = -t, y = (-t)^2 \text{ for } -1 \leq -t \leq 2\}$. After simplifying, we get $\{x = -t, y = t^2 \text{ for } -2 \leq t \leq 1\}$. We would like t to begin at $t = 0$ instead of $t = -2$. The problem here is that the parametrization we have starts 2 units ‘too soon’, so we need to introduce a ‘time delay’ of 2. Replacing every occurrence of t with $(t - 2)$ gives $\{x = -(t - 2), y = (t - 2)^2 \text{ for } -2 \leq t - 2 \leq 1\}$. Simplifying yields $\{x = 2 - t, y = t^2 - 4t + 4 \text{ for } 0 \leq t \leq 3\}$.

2. When parameterizing line segments, we think: ‘starting point + (displacement) t ’. For the first part of the path, we get $\{x = 3t, y = 4t$ for $0 \leq t \leq 1$, and for the second part we get $\{x = 3 + 2t, y = 4 - 4t$ for $0 \leq t \leq 1$. Since the first parametrization leaves off at $t = 1$, we shift the parameter in the second part so it starts at $t = 1$. Our current description of the second part starts at $t = 0$, so we introduce a ‘time delay’ of 1 unit to the second set of parametric equations. Replacing t with $(t - 1)$ in the second set of parametric equations gives $\{x = 3 + 2(t - 1), y = 4 - 4(t - 1)$ for $0 \leq t - 1 \leq 1$. Simplifying yields $\{x = 1 + 2t, y = 8 - 4t$ for $1 \leq t \leq 2$. Hence, we may parametrize the path as $\{x = f(t), y = g(t)$ for $0 \leq t \leq 2$ where

$$f(t) = \begin{cases} 3t, & \text{for } 0 \leq t \leq 1 \\ 1 + 2t, & \text{for } 1 \leq t \leq 2 \end{cases} \quad \text{and} \quad g(t) = \begin{cases} 4t, & \text{for } 0 \leq t \leq 1 \\ 8 - 4t, & \text{for } 1 \leq t \leq 2 \end{cases}$$

3. We know that $\{x = \cos(t), y = \sin(t)$ for $0 \leq t < 2\pi$ gives a *counter-clockwise* parametrization of the Unit Circle with $t = 0$ corresponding to $(1, 0)$, so the first order of business is to reverse the orientation. Replacing t with $-t$ gives $\{x = \cos(-t), y = \sin(-t)$ for $0 \leq -t < 2\pi$, which simplifies⁹ to $\{x = \cos(t), y = -\sin(t)$ for $-2\pi < t \leq 0$. This parametrization gives a clockwise orientation, but $t = 0$ still corresponds to the point $(1, 0)$; the point $(-1, 0)$ is reached when $t = -\frac{3\pi}{2}$. Our strategy is to first get the parametrization to ‘start’ at the point $(0, -1)$ and then shift the parameter accordingly so the ‘start’ coincides with $t = 0$. We know that any interval of length 2π will parametrize the entire circle, so we keep the equations $\{x = \cos(t), y = -\sin(t)$, but start the parameter t at $-\frac{3\pi}{2}$, and find the upper bound by adding 2π so $-\frac{3\pi}{2} \leq t < \frac{\pi}{2}$. The reader can verify that $\{x = \cos(t), y = -\sin(t)$ for $-\frac{3\pi}{2} \leq t < \frac{\pi}{2}$ traces out the Unit Circle clockwise starting at the point $(-1, 0)$. We now shift the parameter by introducing a ‘time delay’ of $\frac{3\pi}{2}$ units by replacing every occurrence of t with $(t - \frac{3\pi}{2})$. We get $\{x = \cos(t - \frac{3\pi}{2}), y = -\sin(t - \frac{3\pi}{2})$ for $-\frac{3\pi}{2} \leq t - \frac{3\pi}{2} < \frac{\pi}{2}$. This simplifies¹⁰ to $\{x = -\sin(t), y = -\cos(t)$ for $0 \leq t < 2\pi$, as required. \square

We put our answer to Example 11.10.4 number 3 to good use to derive the equation of a [cycloid](#). Suppose a circle of radius r rolls along the positive x -axis at a constant velocity v as pictured below. Let θ be the angle in radians which measures the amount of clockwise rotation experienced by the radius highlighted in the figure.



⁹courtesy of the Even/Odd Identities

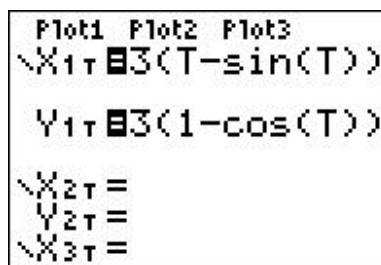
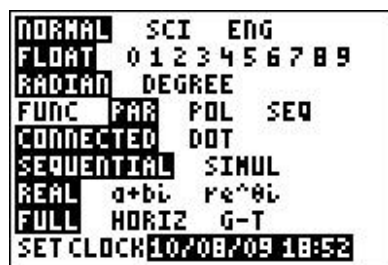
¹⁰courtesy of the Sum/Difference Formulas

Our goal is to find parametric equations for the coordinates of the point $P(x, y)$ in terms of θ . From our work in Example 11.10.4 number 3, we know that clockwise motion along the Unit Circle starting at the point $(0, -1)$ can be modeled by the equations $\{x = -\sin(\theta), y = -\cos(\theta)\}$ for $0 \leq \theta < 2\pi$. (We have renamed the parameter ‘ θ ’ to match the context of this problem.) To model this motion on a circle of radius r , all we need to do¹¹ is multiply both x and y by the factor r which yields $\{x = -r \sin(\theta), y = -r \cos(\theta)\}$. We now need to adjust for the fact that the circle isn’t stationary with center $(0, 0)$, but rather, is rolling along the positive x -axis. Since the velocity v is constant, we know that at time t , the center of the circle has traveled a distance vt down the positive x -axis. Furthermore, since the radius of the circle is r and the circle isn’t moving vertically, we know that the center of the circle is always r units above the x -axis. Putting these two facts together, we have that at time t , the center of the circle is at the point (vt, r) . From Section 10.1.1, we know $v = \frac{r\theta}{t}$, or $vt = r\theta$. Hence, the center of the circle, in terms of the parameter θ , is $(r\theta, r)$. As a result, we need to modify the equations $\{x = -r \sin(\theta), y = -r \cos(\theta)\}$ by shifting the x -coordinate to the right $r\theta$ units (by adding $r\theta$ to the expression for x) and the y -coordinate up r units¹² (by adding r to the expression for y). We get $\{x = -r \sin(\theta) + r\theta, y = -r \cos(\theta) + r\}$, which can be written as $\{x = r(\theta - \sin(\theta)), y = r(1 - \cos(\theta))\}$. Since the motion starts at $\theta = 0$ and proceeds indefinitely, we set $\theta \geq 0$.

We end the section with a demonstration of the graphing calculator.

EXAMPLE 11.10.5. Find the parametric equations of a cycloid which results from a circle of radius 3 rolling down the positive x -axis as described above. Graph your answer using a calculator.

SOLUTION. We have $r = 3$ which gives the equations $\{x = 3(t - \sin(t)), y = 3(1 - \cos(t))\}$ for $t \geq 0$. (Here we have returned to the convention of using t as the parameter.) Sketching the cycloid by hand is a wonderful exercise in Calculus, but for the purposes of this book, we use a graphing utility. Using a calculator to graph parametric equations is very similar to graphing polar equations on a calculator.¹³ Ensuring that the calculator is in ‘Parametric Mode’ and ‘radian mode’ we enter the equations and advance to the ‘Window’ screen.



As always, the challenge is to determine appropriate bounds on the parameter, t , as well as for x and y . We know that one full revolution of the circle occurs over the interval $0 \leq t < 2\pi$, so it

¹¹If we replace x with $\frac{x}{r}$ and y with $\frac{y}{r}$ in the equation for the Unit Circle $x^2 + y^2 = 1$, we obtain $(\frac{x}{r})^2 + (\frac{y}{r})^2 = 1$ which reduces to $x^2 + y^2 = r^2$. In the language of Section 1.8, we are stretching the graph by a factor of r in both the x - and y -directions. Hence, we multiply both the x - and y -coordinates of points on the graph by r .

¹²Does this seem familiar? See Example 11.1.1 in Section 11.1.

¹³See Exercise 7 in Section 11.5.

seems reasonable to keep these as our bounds on t . The ‘Tstep’ seems reasonably small – too large a value here can lead to incorrect graphs.¹⁴ We know from our derivation of the equations of the cycloid that the center of the generating circle has coordinates $(r\theta, r)$, or in this case, $(3t, 3)$. Since t ranges between 0 and 2π , we set x to range between 0 and 6π . The values of y go from the bottom of the circle to the top, so y ranges between 0 and 6.

```

WINDOW
Tmin=0
Tmax=6.2831853...
Tstep=.1308996...
Xmin=0
Xmax=18.849555...
Xscl=1
↓Ymin=0

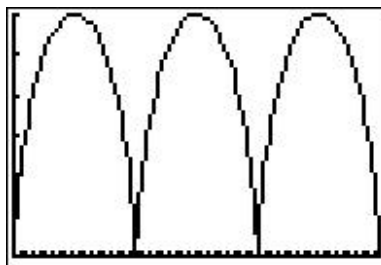
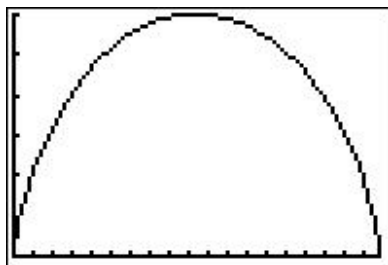
```

```

WINDOW
↑Tstep=.1308996...
Xmin=0
Xmax=18.849555...
Xscl=1
Ymin=0
Ymax=6
Yscl=1

```

Below we graph the cycloid with these settings, and then extend t to range from 0 to 6π which forces x to range from 0 to 18π yielding three arches of the cycloid. (It is instructive to note that keeping the y settings between 0 and 6 messes up the geometry of the cycloid. The reader is invited to use the Zoom Square feature on the graphing calculator to see what window gives a true geometric perspective of the three arches.)



□

¹⁴Again, see Exercise 7 in Section 11.5.

11.10.1 EXERCISES

1. Plot each set of parametric equations by hand. Be sure to indicate the orientation imparted on the curve by the parametrization.

$$(a) \begin{cases} x = t^2 + 2t + 1 \\ y = t + 1 \end{cases} \text{ for } t \leq 1$$

$$(c) \begin{cases} x = -1 + 3 \cos(t) \\ y = 4 \sin(t) \end{cases} \text{ for } 0 \leq t \leq 2\pi$$

$$(b) \begin{cases} x = \cos(t) \\ y = \sin(t) \end{cases} \text{ for } -\frac{\pi}{2} \leq t \leq \frac{\pi}{2}$$

$$(d) \begin{cases} x = \sec(t) \\ y = \tan(t) \end{cases} \text{ for } \frac{\pi}{2} < t < \frac{3\pi}{2}$$

2. Plot each set of parametric equations with the help of a graphing utility. Be sure to indicate the orientation imparted on the curve by the parametrization.

$$(a) \begin{cases} x = t^3 - 3t \\ y = t^2 - 4 \end{cases} \text{ for } -2 \leq t \leq 2$$

$$(c) \begin{cases} x = e^t + e^{-t} \\ y = e^t - e^{-t} \end{cases} \text{ for } -2 \leq t \leq 2$$

$$(b) \begin{cases} x = 4 \cos^3(t) \\ y = 4 \sin^3(t) \end{cases} \text{ for } 0 \leq t \leq 2\pi$$

$$(d) \begin{cases} x = \cos(3t) \\ y = \sin(4t) \end{cases} \text{ for } 0 \leq t \leq 2\pi$$

3. Find a parametric description for the following oriented curves:

(a) the straight line segment from $(3, -5)$ to $(-2, 2)$

(b) the curve $y = 4 - x^2$ from $(-2, 0)$ to $(2, 0)$
(Shift the parameter so $t = 0$ corresponds to $(-2, 0)$.)

(c) the circle $(x - 3)^2 + (y + 1)^2 = 117$, oriented counter-clockwise

(d) the ellipse $9x^2 + 4y^2 + 24y = 0$, oriented counter-clockwise

(e) the ellipse $9x^2 + 4y^2 + 24y = 0$, oriented clockwise
(Shift the parameter so $t = 0$ corresponds to $(0, 0)$.)

(f) the triangle with vertices $(0, 0)$, $(3, 0)$, $(0, 4)$, oriented counter-clockwise
(Shift the parameter so $t = 0$ corresponds to $(0, 0)$.)

4. Use parametric equations and a graphing utility to graph the inverse of $f(x) = x^3 + 3x - 4$.
5. Suppose an object, called a projectile, is launched into the air. Ignoring everything except the force gravity, the path of the projectile is given by¹⁵

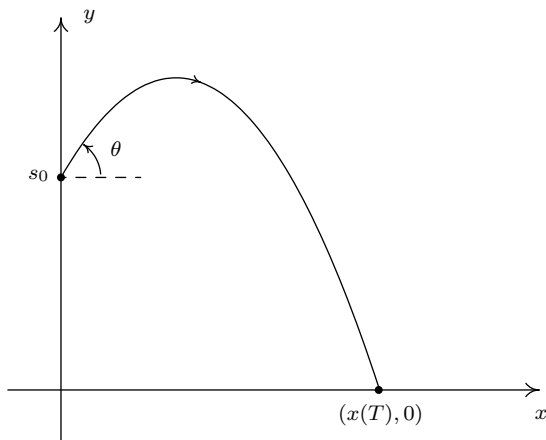
$$\begin{cases} x = v_0 \cos(\theta) t \\ y = -\frac{1}{2}gt^2 + v_0 \sin(\theta) t + s_0 \end{cases} \text{ for } 0 \leq t \leq T$$

where v_0 is the initial speed of the object, θ is the angle from the horizontal at which the projectile is launched,¹⁶ g is the acceleration due to gravity, s_0 is the initial height of the

¹⁵A nice mix of vectors and Calculus are needed to derive this.

¹⁶We've seen this before. It's the angle of elevation which was defined on page 644.

projectile above the ground and T is the time when the object returns to the ground. (See the figure below.)



- (a) Carl's friend Jason competes in Highland Games Competitions across the country. In one event, the 'hammer throw', he throws a 56 pound weight for distance. If the weight is released 6 feet above the ground at an angle of 42° with respect to the horizontal with an initial speed of 33 feet per second, find the parametric equations for the flight of the hammer. (Here, use $g = 32 \frac{\text{ft.}}{\text{s}^2}$.) When will the hammer hit the ground? How far away will it hit the ground? Check your answer using a graphing utility.
- (b) Eliminate the parameter in the equations for projectile motion to show that the path of the projectile follows the curve

$$y = -\frac{g \sec^2(\theta)}{2v_0^2}x^2 + \tan(\theta)x + s_0$$

Use the vertex formula (Equation 2.4) to show the maximum height of the projectile is

$$y = \frac{v_0^2 \sin^2(\theta)}{2g} + s_0 \quad \text{when} \quad x = \frac{v_0^2 \sin(2\theta)}{2g}$$

- (c) In another event, the 'sheaf toss', Jason throws a 20 pound weight for height. If the weight is released 5 feet above the ground at an angle of 85° with respect to the horizontal and the sheaf reaches a maximum height of 31.5 feet, use your results from part 5b to determine how fast the sheaf was launched into the air. (Once again, use $g = 32 \frac{\text{ft.}}{\text{s}^2}$.)
- (d) Suppose $\theta = \frac{\pi}{2}$. (The projectile was launched vertically.) Simplify the general parametric formula given for $y(t)$ above using $g = 9.8 \frac{\text{m}}{\text{s}^2}$ and compare that to the formula for $s(t)$ given in Exercise 5 in Section 2.3. What is $x(t)$ in this case?
6. Every polar curve $r = f(\theta)$ can be translated to a system of parametric equations with parameter θ by $\{x = r \cos(\theta) = f(\theta) \cos(\theta), y = r \sin(\theta) = f(\theta) \sin(\theta)\}$. Convert $r = 6 \cos(2\theta)$

to a system of parametric equations. Check your answer by graphing $r = 6 \cos(2\theta)$ by hand using the techniques presented in Section 11.5 and then graphing the parametric equations you found using a graphing utility.

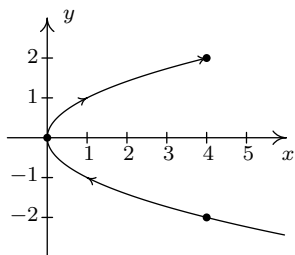
7. In this exercise, we explore the **hyperbolic cosine** function, denoted $\cosh(t)$, and the **hyperbolic sine** function, denoted $\sinh(t)$, defined below:

$$\cosh(t) = \frac{e^t + e^{-t}}{2} \quad \text{and} \quad \sinh(t) = \frac{e^t - e^{-t}}{2}$$

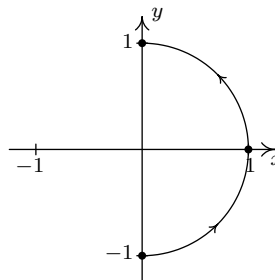
- (a) Using a graphing utility as needed, verify that the domain of $\cosh(t)$ is $(-\infty, \infty)$ and the range of $\cosh(t)$ is $[1, \infty)$.
- (b) Using a graphing utility as needed, verify that the domain and range of $\sinh(t)$ are both $(-\infty, \infty)$.
- (c) Show that $\{x(t) = \cosh(t), y(t) = \sinh(t)\}$ parametrize the right half of the ‘unit’ hyperbola $x^2 - y^2 = 1$. (Hence the use of the adjective ‘hyperbolic.’)
- (d) Compare the definitions of $\cosh(t)$ and $\sinh(t)$ to the formulas for $\cos(t)$ and $\sin(t)$ given in Exercise 11f in Section 11.7.
- (e) Four other hyperbolic functions are waiting to be defined: the hyperbolic secant $\operatorname{sech}(t)$, the hyperbolic cosecant $\operatorname{csch}(t)$, the hyperbolic tangent $\tanh(t)$ and the hyperbolic cotangent $\operatorname{coth}(t)$. Define these functions in terms of $\cosh(t)$ and $\sinh(t)$, then convert them to formulas involving e^t and e^{-t} . Consult a suitable reference (a Calculus book, or this entry on the [hyperbolic functions](#)) and spend some time reliving the thrills of trigonometry with these ‘hyperbolic’ functions.
- (f) If these functions look familiar, they should. Enjoy a trip down memory lane by revisiting Exercise 13 in Section 6.5, Exercise 5 in Section 6.3 and the answer to Exercise 7 in Section 6.4.

11.10.2 ANSWERS

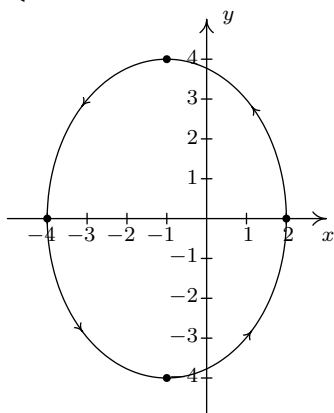
1. (a) $\begin{cases} x = t^2 + 2t + 1 \\ y = t + 1 \end{cases}$ for $t \leq 1$



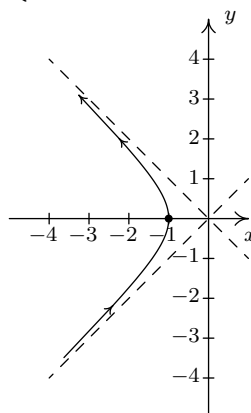
(b) $\begin{cases} x = \cos(t) \\ y = \sin(t) \end{cases}$ for $-\frac{\pi}{2} \leq t \leq \frac{\pi}{2}$



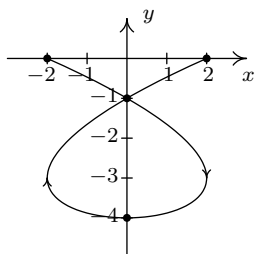
(c) $\begin{cases} x = -1 + 3 \cos(t) \\ y = 4 \sin(t) \end{cases}$ for $0 \leq t \leq 2\pi$



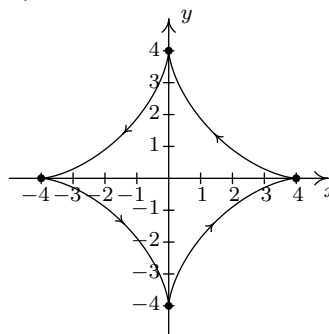
(d) $\begin{cases} x = \sec(t) \\ y = \tan(t) \end{cases}$ for $\frac{\pi}{2} < t < \frac{3\pi}{2}$



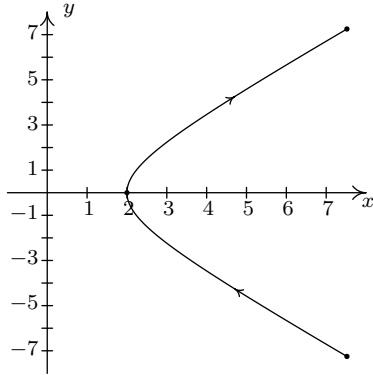
2. (a) $\begin{cases} x = t^3 - 3t \\ y = t^2 - 4 \end{cases}$ for $-2 \leq t \leq 2$



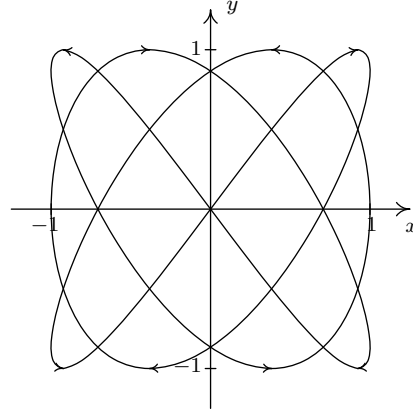
(b) $\begin{cases} x = 4 \cos^3(t) \\ y = 4 \sin^3(t) \end{cases}$ for $0 \leq t \leq 2\pi$



$$(c) \begin{cases} x = e^t + e^{-t} \\ y = e^t - e^{-t} \end{cases} \text{ for } -2 \leq t \leq 2$$



$$(d) \begin{cases} x = \cos(3t) \\ y = \sin(4t) \end{cases} \text{ for } 0 \leq t \leq 2\pi$$



3.

$$(a) \begin{cases} x = 3 - 5t \\ y = -5 + 7t \end{cases} \text{ for } 0 \leq t \leq 1$$

$$(c) \begin{cases} x = 3 + \sqrt{117} \cos(t) \\ y = -1 + \sqrt{117} \sin(t) \end{cases} \text{ for } 0 \leq t < 2\pi$$

$$(b) \begin{cases} x = t - 2 \\ y = 4t - t^2 \end{cases} \text{ for } 0 \leq t \leq 4$$

$$(d) \begin{cases} x = 2 \cos(t) \\ y = -3 + 3 \sin(t) \end{cases} \text{ for } 0 \leq t < 2\pi$$

$$(e) \begin{cases} x = 2 \cos(t - \frac{\pi}{2}) = 2 \sin(t) \\ y = -3 - 3 \sin(t - \frac{\pi}{2}) = -3 + 3 \cos(t) \end{cases} \text{ for } 0 \leq t < 2\pi$$

(f) $\{x(t), y(t)\}$ where:

$$x(t) = \begin{cases} 3t, & 0 \leq t \leq 1 \\ 6 - 3t, & 1 \leq t \leq 2 \\ 0, & 2 \leq t \leq 3 \end{cases} \quad y(t) = \begin{cases} 0, & 0 \leq t \leq 1 \\ 4t - 4, & 1 \leq t \leq 2 \\ 12 - 4t, & 2 \leq t \leq 3 \end{cases}$$

5. (a) The parametric equations for the hammer throw are $\begin{cases} x = 33 \cos(42^\circ)t \\ y = -16t^2 + 33 \sin(42^\circ)t + 6 \end{cases}$ for $t \geq 0$. To find when the hammer hits the ground, we solve $y(t) = 0$ and get $t \approx -0.23$ or 1.61 . Since $t \geq 0$, the hammer hits the ground after approximately $t = 1.61$ seconds after it was launched into the air. To find how far away the hammer hits the ground, we find $x(1.61) \approx 39.48$ feet from where it was thrown into the air.

- (c) We solve $y = \frac{v_0^2 \sin^2(\theta)}{2g} + s_0 = \frac{v_0^2 \sin^2(85^\circ)}{2(32)} + 5 = 31.5$ to get $v_0 = \pm 41.34$. The initial speed of the sheaf was approximately 41.34 feet per second.

6. $r = 6 \cos(2\theta)$ translates to $\begin{cases} x = 6 \cos(2\theta) \cos(\theta) \\ y = 6 \cos(2\theta) \sin(\theta) \end{cases}$ for $0 \leq \theta < 2\pi$.

INDEX

- n^{th} root
 - definition, 311
 - index, 311
 - radicand, 311
- u -substitution, 211
- x -axis, 1
- x -coordinate, 2
- x -intercept, 23
- y -axis, 1
- y -coordinate, 2
- y -intercept, 23

- abscissa, 2
- absolute value, 127
- acute angle, 594
- amplitude, 676, 747
- angle
 - acute, 594
 - between two vectors, 876
 - decimal degrees, 595
 - definition, 593
 - degree, 594
 - DMS, 595
 - initial side, 598
 - measurement, 593
 - negative, 598
 - obtuse, 594
 - of depression, 650
 - of inclination, 644
 - oriented, 597
 - positive, 598
 - radian measure, 601
 - reference, 616
 - right, 594
 - standard position, 598
 - straight, 593
 - terminal side, 598
 - vertex, 593
- angle side opposite pairs, 761
- angles
 - complementary, 596
 - coterminal, 598
 - quadrantal, 598
 - supplementary, 596
- annuity
 - annuity-due, 568
 - introduction to, 567
 - ordinary, 568
- asymptote
 - horizontal, 234, 235
 - slant (oblique), 256
 - vertical, 234
- average rate of change, 120

- bearings, 769
- binomial coefficient, 583
- Binomial Theorem, 584
- bisection method, 215

- Cartesian coordinate plane, 1
- Cauchy's Bound, 207
- circle
 - definition, 400
 - from slicing a cone, 397
 - standard equation, 400
 - standard equation, alternate, 422

- circular function, 635
- common base, 332
- complementary angles, 596
- complex number, 842
- complex number
 - argument, 842
 - argument
 - principal argument, 842
 - conjugate, 220
 - definition, 219
 - imaginary part, 842
 - modulus, 842
 - polar form
 - cis-notation, 846
 - real part, 842
 - rectangular form, 842
- complex numbers
 - imaginary unit, i , 219
- complex plane, 842
- conic sections
 - definition, 397
- continuous, 184
- coordinates
 - polar, 782
 - rectangular, 782
- coordinates, Cartesian, 2
- cosecant
 - of an angle, 635
- cosine
 - of an angle, 612, 635
- cost
 - average, 269
 - fixed, start-up, 118
 - variable, 119
- cotangent
 - of an angle, 635
- Cramer's Rule, 513
- curve
 - orientated, 885
- cycloid, 893
- decimal degrees, 595
- degree measure, 594
- DeMoivre's Theorem, 848
- dependent variable, 44
- Descartes' Rule of Signs, 212
- difference quotient, 58
- directrix, 834
- discriminant, 144
- discriminant
 - conic, 832
- distance
 - definition, 6
 - distance formula, 7
- DMS, 595
- domain
 - applied, 49
 - definition of, 36
 - implied, 47
- eccentricity, 834
- ellipse
 - center, 419
 - definition, 419
 - eccentricity, 425
 - foci, 419
 - from slicing a cone, 398
 - guide rectangle, 422
 - major axis, 419
 - minor axis, 419
 - reflective property, 426
 - standard equation, 422
 - vertices, 419
- ellipsis (...), 19
- equation
 - contradiction, 449
 - graph, 22
 - identity, 449
 - linear of n variables, 454
 - linear of two variables, 449
- extended interval notation, 647
- factorial, 554, 581
- focus, 834
- frequency, 677
- frequency

- angular, 607, 677, 747
- ordinary, 607, 747
- function
 - (absolute) maximum, 72
 - (absolute, global) minimum, 72
 - argument, 44
 - circular, 635
 - composite, 279
 - constant, 70, 116
 - decreasing, 70
 - definition as a relation, 34
 - difference, 55
 - difference quotient, 58
 - domain, 36
 - even, 66
 - exponential, 330
 - graphing, 64
 - identity, 125
 - increasing, 70
 - inverse, 294
 - linear, 116
 - local (relative) maximum, 72
 - local (relative) minimum, 72
 - logarithmic, 334
 - notation, 44
 - odd, 66
 - one-to-one, 296
 - periodic, 672
 - piecewise-defined, 49
 - polynomial, 179
 - product, 55
 - quadratic, 139
 - quotient, 55
 - range, 36
 - sum, 55
 - zero, 66
- functions
 - algebraic, 313
- fundamental cycle
 - of $y = \cos(x)$, 673
- Fundamental Theorem of Algebra, The, 222
- graph
 - function, 64
 - graphing
 - equation, 22
 - greatest integer function, 51
 - growth model
 - limited, 384
 - logistic, 384
 - uninhibited, 381
 - harmonic motion, 751
 - Henderson-Hasselbalch Equation, 356
 - Heron's Formula, 776
 - Horizontal Line Test (HLT), 296
 - hyperbola
 - asymptotes, 433
 - branch, 433
 - center, 433
 - conjugate axis, 434
 - definition of, 433
 - foci, 433
 - from slicing a cone, 398
 - guide rectangle, 434
 - standard equation
 - horizontal, 436
 - vertical, 436
 - transverse axis, 433
 - vertices, 433
 - hyperbolic cosine, 898
 - hyperbolic sine, 898
 - imaginary axis, 842
 - independent variable, 44
 - induction
 - base step, 573
 - induction hypothesis, 573
 - inductive step, 573
 - inflection point, 386
 - integers, 51
 - interest
 - compound, 378
 - compound continuously, 380
 - simple, 378
 - interval notation

- extended, 647
- Law of Cosines, 773
- Law of Sines, 762
- line
 - horizontal, 17
 - parallel, 124
 - perpendicular, 124
 - point-slope form, 115
 - slope-intercept form, 115
 - vertical, 17
- logarithm
 - common, 334
 - natural, 334
- matrix
 - additive identity, 477
 - additive inverse, 477
 - adjoint, 516
 - associative law of addition, 477
 - associative property of matrix multiplication, 483
 - associative property of scalar multiplication, 479
 - augmented, 467
 - cofactor, 510
 - commutative law of addition, 477
 - definition, 466
 - determinant, 508
 - dimension, 466
 - distributive property of matrix multiplication over matrix addition, 483
 - distributive property of scalar multiplication over matrix addition, 479
 - distributive property of scalar multiplication over scalar addition, 479
 - entry, 466
 - equality, 476
 - identity of matrix multiplication, 483
 - identity of scalar multiplication, 479
 - invertible, 497
 - leading entry, 468
 - main diagonal, 483
 - matrix multiplication, 482
 - minor, 510
 - product of row and column, 482
 - reduced row echelon form, 469
 - rotation, 839
 - row echelon form, 468
 - scalar multiplication, 478
 - size, 466
 - square matrix, 484
 - sum, 476
 - zero product property for scalar multiplication, 479
- measure of an angle, 593
- midpoint
 - definition, 8
 - midpoint formula, 8
- natural base, 332
- ordered pair, 2
- ordinate, 2
- orientation, 885
- oriented angle, 597
- orthogonal, 878
- orthogonal projection, 879
- parabola, 141
- parabola
 - axis of symmetry, 141
 - definition, 407
 - focal diameter, 409
 - focal length, 408
 - from slicing a cone, 398
 - latus rectum, 409
 - reflective property, 412
 - standard equation
 - horizontal, 411
 - vertical, 408
 - vertex, 141, 407
- paraboloid, 412
- parallel vectors, 873
- parameter, 885
- parametric equations, 885

- parametrization, 885
- partial fractions, 522
- Pascal's Triangle, 588
- period, 747
- period
 - circular motion, 607
- periodic function, 672
- phase, 677, 747
- phase shift, 677, 747
- piecewise-defined function, 49
- polar coordinates, 782
- polar coordinates
 - polar axis, 782
 - pole, 782
- polynomial division
 - dividend, 198
 - divisor, 198
 - factor, 198
 - quotient, 198
 - remainder, 198
 - synthetic division, 200
- polynomial function
 - completely factored
 - over the complex numbers, 223
 - over the real numbers, 223
 - constant term, 180
 - degree, 180
 - end behavior, 183
 - leading coefficient, 180
 - leading term, 180
 - variations in sign, 211
 - zero
 - multiplicity, 188
- price-demand equation, 119
- principal, 378
- profit, 144
- projection
 - x -axis, 37
 - orthogonal, 879
- Pythagorean Conjugate, 642
- quadrants, 4
- quadratic formula, 143
- quadratic function
 - general form, 142
 - irreducible quadratic, 223
 - standard form, 142
- radian measure, 601
- range
 - definition of, 36
- rational functions, 231
- Rational Zeros Theorem, 207
- ray
 - definition, 593
 - initial point, 593
- real axis, 842
- rectangular coordinates, 782
- reflecton, 6
- regression
 - coefficient of determination, 171
 - correlation coefficient, 171
 - least squares line, 170
 - quadratic, 173
 - total squared error, 170
- relation
 - algebraic description, 16
 - definition, 14
 - graphical description, 14
 - list description, 14
 - roster description, 14
- revenue, 121
- right angle, 594
- rotation matrix, 839
- scalar projection, 880
- secant
 - of an angle, 635
- secant line, 120
- sequence
 - arithmetic
 - common difference, 554
 - definition, 554
 - definition, 552
 - geometric
 - common ratio, 554

- definition, 554
- sequences
 - alternating, 552
 - index of summation, 562
 - lower limit of summation, 562
 - recursion, 554
 - summation notation, 562
 - term, 552
 - upper limit of summation, 562
- series, 569
- sign diagram, 160
- sine
 - of an angle, 612, 635
- sinusoid
 - amplitude, 676, 747
 - baseline, 747
 - frequency
 - angular, 747
 - ordinary, 747
 - period, 747
 - phase, 747
 - phase shift, 677, 747
 - vertical shift, 747
- sinusoid curve, 676
- slope
 - definition, 111
 - rate of change, 114
- smooth, 184
- straight angle, 593
- supplementary angles, 596
- symmetry
 - about the x -axis, 4
 - about the y -axis, 4
 - about the origin, 4
- system of equations
 - back-substitution, 460
 - coefficient matrix, 488
 - consistent, 453
 - constant matrix, 488
 - definition, 449
 - dependent, 454
 - free variable, 452
 - Gauss-Jordan Elimination, 470
 - Gaussian Elimination, 457
 - inconsistent, 454
 - independent, 454
 - leading variable, 456
 - overdetermined, 454
 - parametric solution, 452
 - triangular form, 456
 - underdetermined, 454
 - unknowns matrix, 488
- tangent
 - of an angle, 635
- Triangle Inequality, 135
- Unit Circle
 - definition, 403
- variable
 - dependent, 44
 - independent, 44
- variation
 - constant of proportionality, 272
 - direct, 272
 - inverse, 272
 - joint, 272
- vector, 859
- vector
 - associative property of scalar multiplication, 864
 - component form, 859
 - direction vector, 866
 - distributive property of scalar multiplication over scalar addition, 864
 - distributive property of scalar multiplication over vector addition, 864
 - dot product, 875
 - head, 859
 - identity of scalar multiplication, 864
 - initial point, 859
 - magnitude, 866
 - normalization, 868
 - orthogonal projection, 879

- orthogonal vectors, 878
 - parallel, 873
 - resultant, 860
 - scalar multiplication, 863
 - scalar product, 875
 - scalar projection, 880
 - standard position, 865
 - tail, 859
 - terminal point, 859
 - triangle inequality, 883
 - unit vector, 868
 - zero product property for scalar multiplication, 864
- vectors
- angle between, 876
- velocity
- average angular, 606
 - instantaneous, 606
 - instantaneous angular, 606
- Vertical Line Test (VLT), 34
- work, 882
- zero of a function, 66