

Name: _____


Date: _____

Grade 1 Reading Comprehension Worksheet

THE ANT AND THE DOVE

Read the story below.

There was once an Ant who was very thirsty, and she went down to the brook to drink, but the current carried her away down the stream. A Dove pulled a leaf from a bush nearby and dropped it into the water. The Ant, climbing upon the leaf, floated down the stream and she landed safely. Not long after, a man who was out in the woods tried to catch the Dove, and just as the man was about to catch the Dove the Ant bit him on his heel. So the Dove flew away in safety.



Answer each question.

1. Was the Ant thirsty?

- a. Yes b. No

2. Why did she go down to the brook?

3. What did Dove do?

4. Where did the Ant bite a man?

Name: _____

Date: _____

Grade 1 Reading Comprehension Worksheet

Friday Night with Mom

By Bruce Larkin

Read the passage.

"It's Friday," said Nathan. "Friday is the best day of the week!" "Yes," said Mom. "I will pick you up after school." "Good," said Nathan, "Tonight we can watch a movie together." "What do you want for dinner?" asked Mom. "Shrimp please," said Nathan. "I love shrimps!" That night, Nathan and Mom ate shrimps and watched a movie. "I love Fridays," said Nathan. "I do, too," said Mom.



Answer each question.

1. Which day is the best day for Nathan?

2. Who will pick up Nathan after school?

3. Which food Nathan like the most?

a. Fish b. Shrimp c. Chicken

4. Did Mom and Nathan watch a movie?

Name: _____

Date: _____

Grade 1 Reading Comprehension Worksheet

Roy G Biv
By Joy Cowley

Read the story below.

Here I am, Roy G Biv. Rainbow Town is where I live. Here are the clothes I like to wear: red hat, orange tie, yellow shirt, green braces, blue trousers, indigo shoes, violet umbrella. Here I am, Roy G Biv. Rainbow Town is where I live. Roy G Biv will help you know... all the colors in a rainbow.



Answer each question.

1. Where does Roy G Biv live?

2. What is the color of his umbrella?

a. Blue b. Violet c. Green

3. What does he like to wear?

4. How many colors are in a rainbow.

a. Five b. Seven c. Nine

Name: _____

Date: _____

Grade 1 Reading Comprehension Worksheet

Clever Mr. Brown

By Joy Cowley

Read the short story below.

Mr. Brown was a very clever man. One day he cut down a tree. Then he sawed it into bits of wood.

"See this?" He said. "I'm going to make us an aeroplane." "An aeroplane?" said Mrs. Brown, "Oh, my dear, you are clever." "I know," said Mr. Brown.

"I have been clever all my life."



Answer the Questions:

1. Mr. Brown was a very _____ man.

- A foolish B clever C kind

2. What did he cut down one day? _____

3. What he was going to make? _____

4. What did Mrs. Brown say to him? _____

Name _____

Words With Short a

dad

sad

nap

tap

sack

back

man

mat

too

over

Look at the picture. Add ad or ap or ack to complete the word.

Words with **ad**

Words with **ap**


Words with **ack**



1. _____

3. _____

5. _____



2. _____

4. _____

6. _____



Name _____

Read the spelling words.

pin win hit sit miss
kiss sad map be ride

Write the words that end with i.

1. _____ 2. _____
 _____ _____
 _____ _____

Write the words that end with in.

3. _____ 4. _____
 _____ _____
 _____ _____

Write the words that end with iss.

5. _____ 6. _____
 _____ _____
 _____ _____

Write the words that end with the letter e.

7. _____ 8. _____
 _____ _____
 _____ _____



Name _____

Read the words. Say each word.

crib	crab	grab	grass	trap
trip	hit	win	that	good

Complete each word with the letter a.

- | | |
|----------------|---------------|
| 1. gr _____ ss | 2. th _____ t |
| 3. cr _____ b | 4. tr _____ p |
| 5. gr _____ b | |

Complete each word with the letter i.

- | | |
|---------------|---------------|
| 6. h _____ t | 7. cr _____ b |
| 8. tr _____ p | 9. w _____ n |

Complete the word with oo.

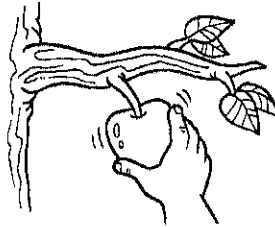
10. g _____ d

Name _____


crib crab grab grass trap
trip hit win that good

Add the word parts to make a spelling word. Write the spelling word on the line.

1. gr + ab = _____




2. tr + ap = _____




3. cr + ib = _____

4. th + at = _____



5. tr + ip = _____

6. cr + ab = _____



Name _____

Complete each sentence with a spelling word.
Write the spelling word correctly on the line.


1. Wag, do you see

_____ crab?



2. Wag, do not trap

the _____!




3. You are _____, Wag.
You win a pat.



4. I can hit it in the _____



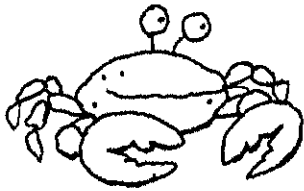
5. Wag, can you _____
that for me?




Name _____

Write the spelling word that goes with each picture.


1.



2.



3.



4.



Circle the spelling word in each row. Then write the word.


5. look	come	good
6. tin	trap	track
7. tag	trim	trip
8. that	thin	too

Name _____

Pick the word that is correct. Write the word to complete the sentence.

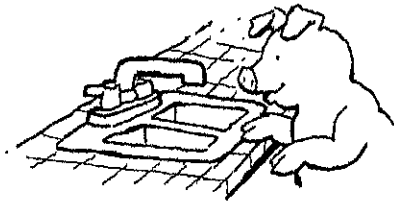
1. Where is my hat? Can

_____?
you _____?
help halp




2. Is it up in the _____?

snik sink



3. Is it down in the _____?

sand sadd




4. Is it in the _____
over there?

grass gars



5. You are _____
good pals!

viry very



Spelling

Name _____

Words with End Blends:
nd, st, nt, nk

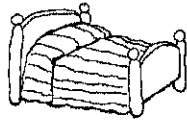
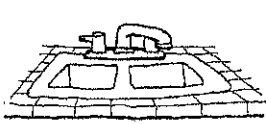
**Add a part from the box to make a spelling word.
Circle the picture that matches the word.**

nd

st


nk

lp



1. si _____

2. sa _____



3. fa _____

4. la _____



5. we _____

6. he _____

Circle the word that is correct.

7. snet stenn sent 8. verry very

Name _____

Read the words. Say each word.

hop top log hog hot
lot sand sink one they

Complete each spelling word with the letter o.

1. h _____ g 2. h _____ t 3. t _____ p
4. l _____ t 5. h _____ p 6. l _____ g

Complete each spelling word with the letter n.

7. si _____ k 8. sa _____ d

Complete each spelling word with the letter e.

9. th _____ y 10. on _____


Spelling

Words with
Short o

Name _____

hop top log hog hot
lot sand sink one they

Circle the words that have the short o sound.



Write the words you circled.

1. _____ _____	2. _____ _____	3. _____ _____
4. _____ _____	5. _____ _____	6. _____ _____

© Macmillan/McGraw-Hill



Name _____

Is the underlined word spelled correctly?
Choose Yes or No. If the word is spelled wrong,
write the word correctly.

1. Did the hoog have on a hat?

Correct? Yes No




2. I can dig in the sand.

Correct? Yes No



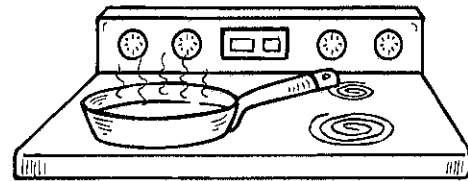
3. The dog will hop over the log.

Correct? Yes No




4. The pan is very hott.

Correct? Yes No



5. Are thay on top of the rock?

Correct? Yes No



Name _____

Look at each set of words. One word in each set is spelled correctly. Use a pencil to fill in the circle in front of that word.

1. lot

lott

lat

2. hoog

hig

hog

3. onn

one

oen

4. hopp

hap

hop

5. ttop

toop

top

6. they

thay

theyy

7. loog

log

logg

8. hot

hott

hoht

